

Applied filters:

Year: 2024; CPC: VCC: Addiction Counselling Skills, VCC: Administrative Assistant, VCC: ASL and Deaf Studies, VCC: Business and Technical Writing, VCC: Certified Dental Assisting, VCC: Community Counselling Skills, VCC: Dance, VCC: Dental Hygiene, VCC: Dental Reception Coordinator, VCC: Early Childhood Care and Education, VCC: Event Planning, VCC: Executive Assistant, VCC: Fashion Arts, VCC: Fashion Arts Diploma, VCC: Fashion Merchandising, VCC: Health Care Assistant, VCC: Hospitality Management, VCC: Infant Toddler Education, VCC: Interior Design, VCC: Jewellery Art &

Cohort 1,696
Respondents 675
Response Rate 40%

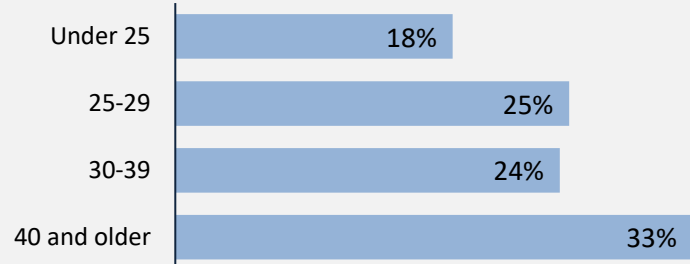
Description of Survey Respondents

Demographics

Gender



Age at the Time of the Survey



Indigenous Identity

3%

Based on domestic students only.

Median Age

32

Further Education

26%

took further studies after graduating from their program

n = 173

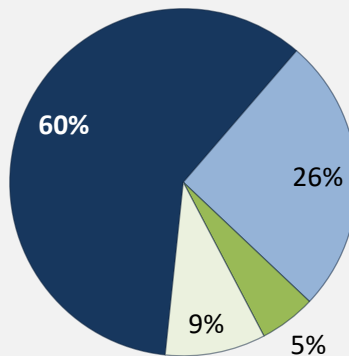
94%

of those who had taken further studies said their program prepared them well

17%

of respondents were currently studying

Further Studies Related to Program



Very related Somewhat related
 Not very related Not at all related

Of those who took further studies at a different institution:

31%

expected transfer credit
n = 30

Of those who expected transfer credit:

88%

Received transfer credit

81%

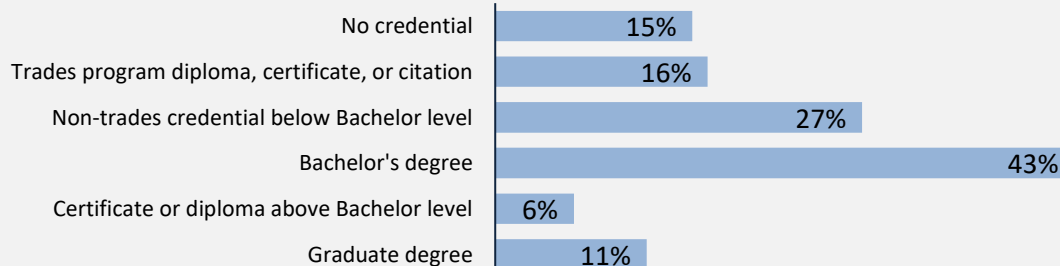
were very satisfied or satisfied with their transfer experience

Past Education

68%

of respondents had taken previous post-secondary education

n = 458



Credentials are based on those who had taken previous post-secondary education. Respondents could report more than one type of post-secondary credential.

Respondents were asked if they took ABE or ESL courses during or prior to their studies

Adult Basic Education

9%

English as a Second Language

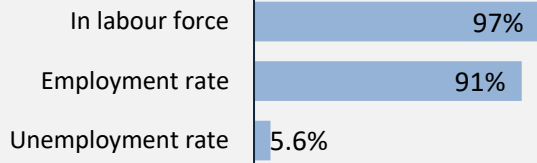
12%

Applied filters:

Year: 2024; CPC: VCC: Addiction Counselling Skills, VCC: Administrative Assistant, VCC: ASL and Deaf Studies, VCC: Business and Technical Writing, VCC: Certified Dental Assisting, VCC: Community Counselling Skills, VCC: Dance, VCC: Dental Hygiene, VCC: Dental Reception Coordinator, VCC: Early Childhood Care and Education, VCC: Event Planning, VCC: Executive Assistant, VCC: Fashion Arts, VCC: Fashion Arts Diploma, VCC: Fashion Merchandising, VCC: Health Care Assistant, VCC: Hospitality Management, VCC: Infant Toddler Education, VCC: Interior Design, VCC: Jewellery Art &

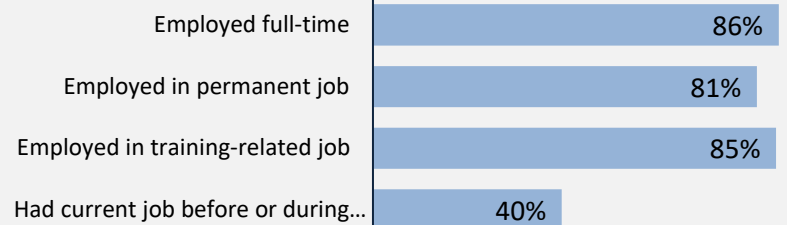
Cohort 1,696
Respondents 675
Response Rate 40%

Employment Outcomes



The "Employment rate" is the number employed as a percentage of all respondents. The "Unemployment rate" is the number of unemployed as a percentage of respondents in the labour force.

Of those employed: n = 605



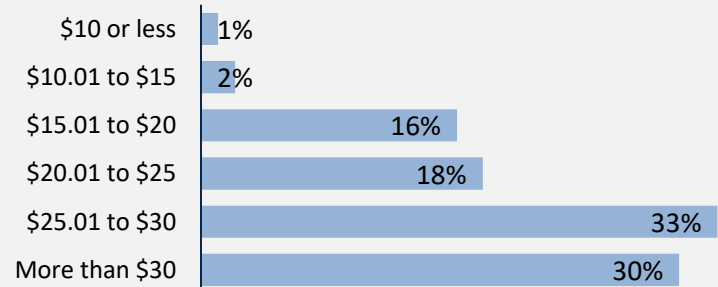
Weekly Hours Worked (median, main job)

38

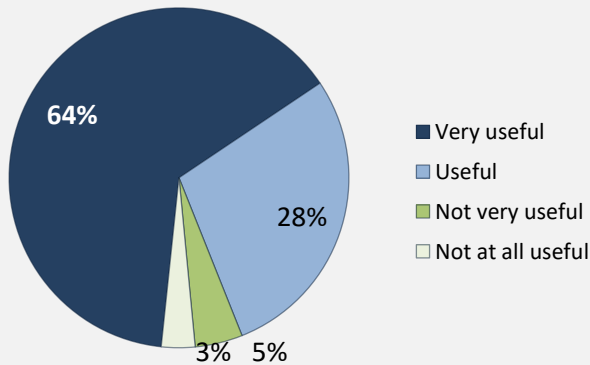
Hourly Wage (median, main job)

\$28

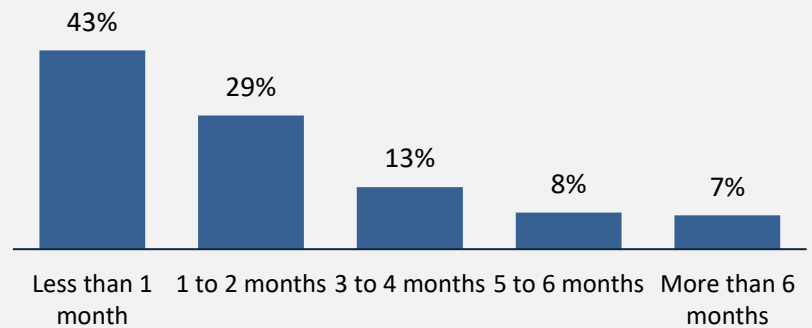
Hourly Wage Group (main job)



Skills and Knowledge Gained Useful in Performing Job



Time Spent Looking for Employment



Top Occupations (5-digit NOC)

	# Employed	% of those employed
33102: Nurse aides, orderlies and patient service associates	63	10%
41210: College and other vocational instructors	50	8%
XXXXX: Unclassified occupations	49	8%
32101: Licensed practical nurses	28	5%
42202: Early childhood educators and assistants	28	5%
33101: Medical laboratory assistants and related technical occupations	23	4%
33100: Dental assistants and dental laboratory assistants	22	4%
33109: Other assisting occupations in support of health services	19	3%
13111: Legal administrative assistants	16	3%
22212: Drafting technologists and technicians	15	2%
Total of top occupations	313	52%
Total employed	605	

Applied filters:

Year: 2024; CPC: VCC: Addiction Counselling Skills, VCC: Administrative Assistant, VCC: ASL and Deaf Studies, VCC: Business and Technical Writing, VCC: Certified Dental Assisting, VCC: Community Counselling Skills, VCC: Dance, VCC: Dental Hygiene, VCC: Dental Reception Coordinator, VCC: Early Childhood Care and Education, VCC: Event Planning, VCC: Executive Assistant, VCC: Fashion Arts, VCC: Fashion Arts Diploma, VCC: Fashion Merchandising, VCC: Health Care Assistant, VCC: Hospitality Management, VCC: Infant Toddler Education, VCC: Interior Design, VCC: Jewellery Art &

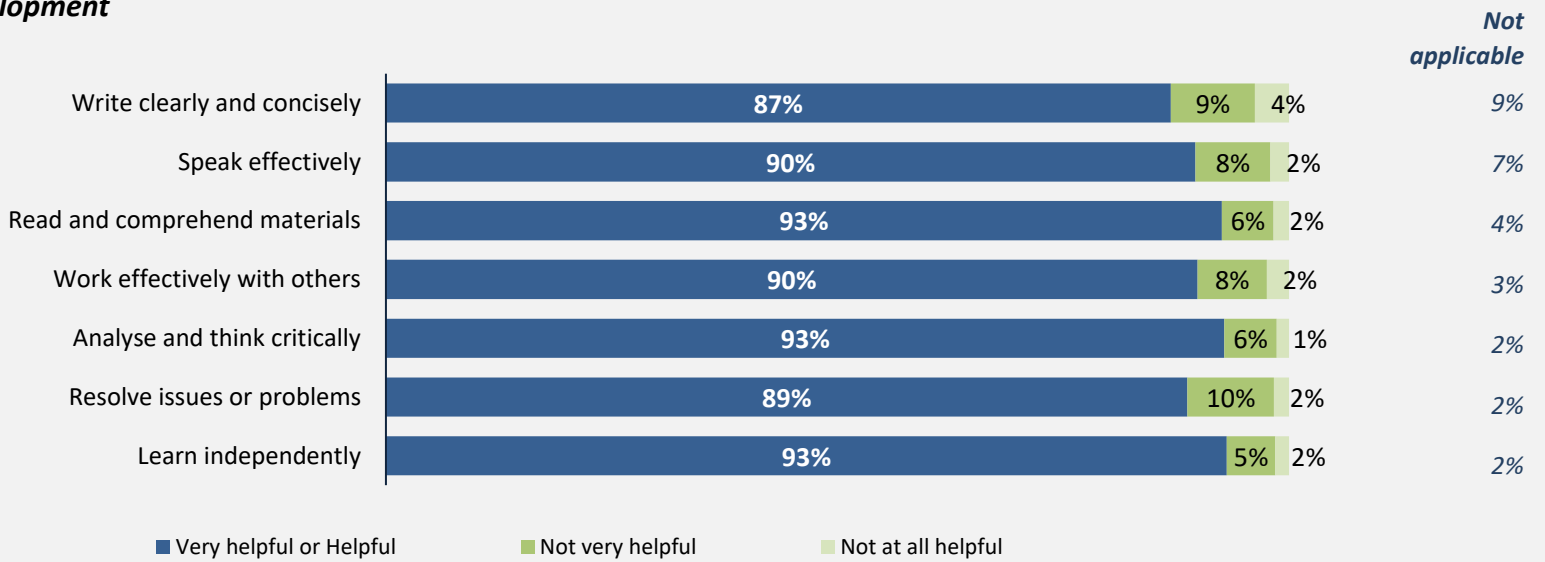
Cohort	1,696
Respondents	675
Response Rate	40%

Skill Development and Post-Secondary Experience

95%

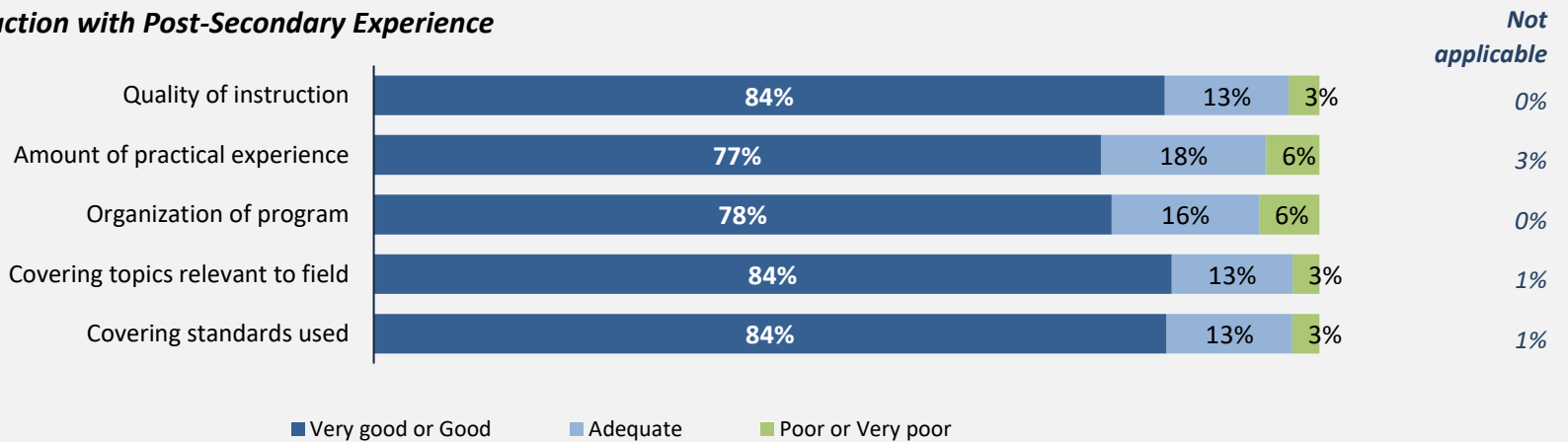
said they were very satisfied or satisfied with the education they received.

Skill Development



Percentages are based on those who gave a valid rating, excluding those who said Not applicable.

Satisfaction with Post-Secondary Experience



Percentages are based on those who gave a valid rating, excluding those who said Not applicable.