

**Applied filters:**

CPC: VCC: Addiction Counselling Skills, VCC: Administrative Assistant, VCC: ASL and Deaf Studies, VCC: Business and Technical Writing, VCC: Certified Dental Assisting, VCC: Community Counselling Skills, VCC: Dance, VCC: Dental Hygiene, VCC: Dental Reception Coordinator, VCC: Early Childhood Care and Education, VCC: Event Planning, VCC: Executive Assistant, VCC: Fashion Arts, VCC: Fashion Arts Diploma, VCC: Fashion Merchandising, VCC: Health Care Assistant, VCC: Hospitality Management, VCC: Infant Toddler Education, VCC: Interior Design, VCC: Jewellery Art &

**Cohort** 7,962  
**Respondents** 3,907  
**Response Rate** 49%


## Description of Survey Respondents

### Demographics

#### Gender



#### Age at the Time of the Survey



#### Indigenous Identity

4%

*Based on domestic students only.*

#### Median Age

32

### Further Education

26%

took further studies after graduating from their program

*n = 977*

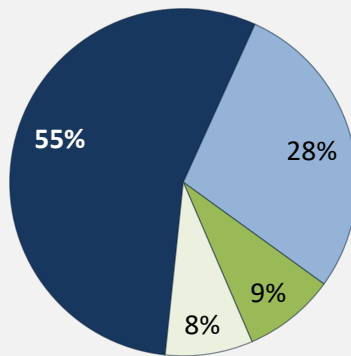
93%

of those who had taken further studies said their program prepared them well

18%

of respondents were currently studying

#### Further Studies Related to Program



Very related      Somewhat related  
 Not very related      Not at all related

#### Of those who took further studies at a different institution:

32%

expected transfer credit

*n = 181*

Of those who expected transfer credit:

82%

Received transfer credit

77%

were very satisfied or satisfied with their transfer experience

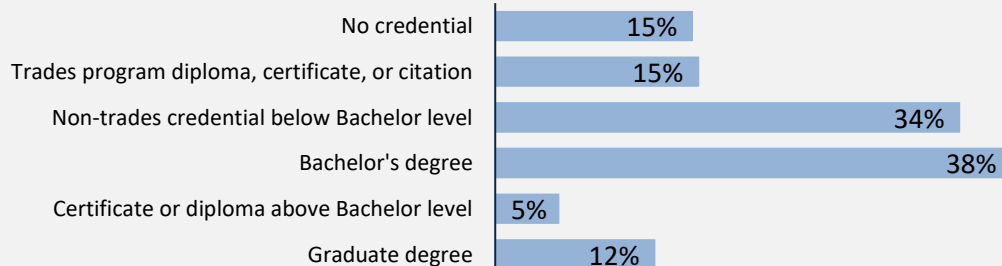
### Past Education

71%

of respondents had taken previous post-secondary education

*n = 2,760*

Respondents were asked if they took ABE or ESL courses during or prior to their studies



*Credentials are based on those who had taken previous post-secondary education. Respondents could report more than one type of post-secondary credential.*

#### Adult Basic Education

10%

#### English as a Second Language

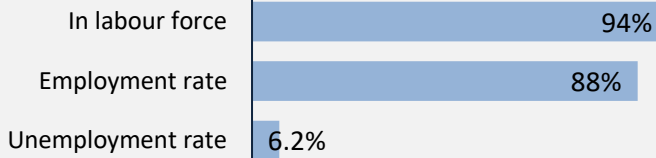
13%

**Applied filters:**

CPC: VCC: Addiction Counselling Skills, VCC: Administrative Assistant, VCC: ASL and Deaf Studies, VCC: Business and Technical Writing, VCC: Certified Dental Assisting, VCC: Community Counselling Skills, VCC: Dance, VCC: Dental Hygiene, VCC: Dental Reception Coordinator, VCC: Early Childhood Care and Education, VCC: Event Planning, VCC: Executive Assistant, VCC: Fashion Arts, VCC: Fashion Arts Diploma, VCC: Fashion Merchandising, VCC: Health Care Assistant, VCC: Hospitality Management, VCC: Infant Toddler Education, VCC: Interior Design, VCC: Jewellery Art &

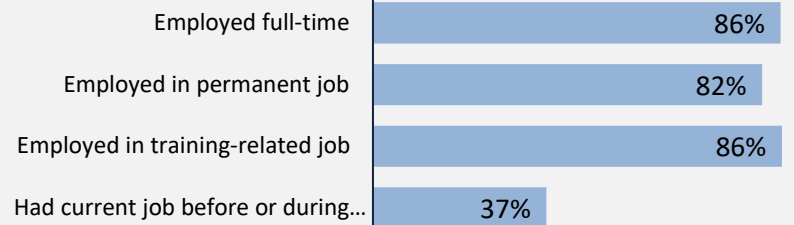
**Cohort** 7,962  
**Respondents** 3,907  
**Response Rate** 49%

## Employment Outcomes



The "Employment rate" is the number employed as a percentage of all respondents. The "Unemployment rate" is the number of unemployed as a percentage of respondents in the labour force.

**Of those employed:** n = 3,375



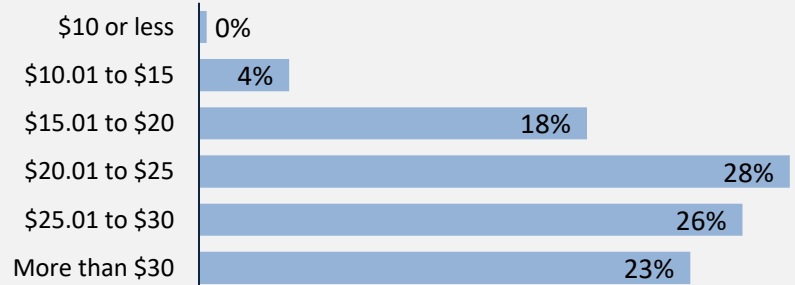
**Weekly Hours Worked (median, main job)**

38

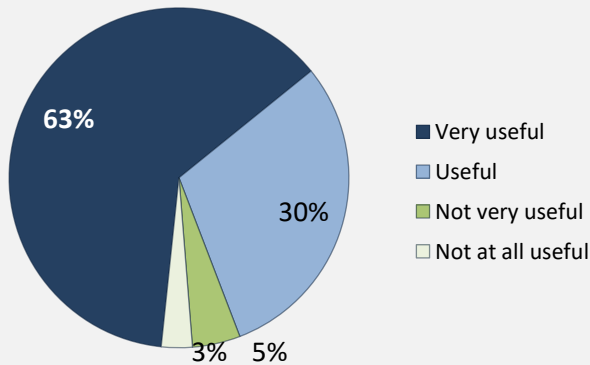
**Hourly Wage (median, main job)**

\$25

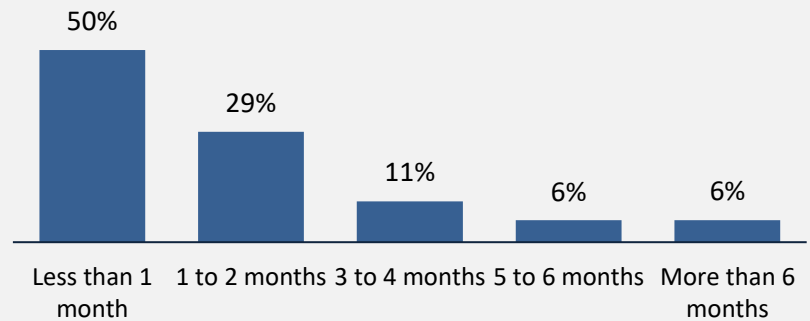
**Hourly Wage Group (main job)**



**Skills and Knowledge Gained Useful in Performing Job**



**Time Spent Looking for Employment**



**Top Occupations (5-digit NOC)**

	# Employed	% of those employed
33102: Nurse aides, orderlies and patient service associates	281	8%
41210: College and other vocational instructors	263	8%
XXXXX: Unclassified occupations	212	6%
32101: Licensed practical nurses	183	5%
33109: Other assisting occupations in support of health services	165	5%
33100: Dental assistants and dental laboratory assistants	137	4%
14101: Receptionists	134	4%
42202: Early childhood educators and assistants	111	3%
33101: Medical laboratory assistants and related technical occupations	100	3%
13111: Legal administrative assistants	90	3%
<b>Total of top occupations</b>	<b>1,676</b>	<b>50%</b>
<b>Total employed</b>	<b>3,375</b>	

**Applied filters:**

CPC: VCC: Addiction Counselling Skills, VCC: Administrative Assistant, VCC: ASL and Deaf Studies, VCC: Business and Technical Writing, VCC: Certified Dental Assisting, VCC: Community Counselling Skills, VCC: Dance, VCC: Dental Hygiene, VCC: Dental Reception Coordinator, VCC: Early Childhood Care and Education, VCC: Event Planning, VCC: Executive Assistant, VCC: Fashion Arts, VCC: Fashion Arts Diploma, VCC: Fashion Merchandising, VCC: Health Care Assistant, VCC: Hospitality Management, VCC: Infant Toddler Education, VCC: Interior Design, VCC: Jewellery Art & Design, VCC:

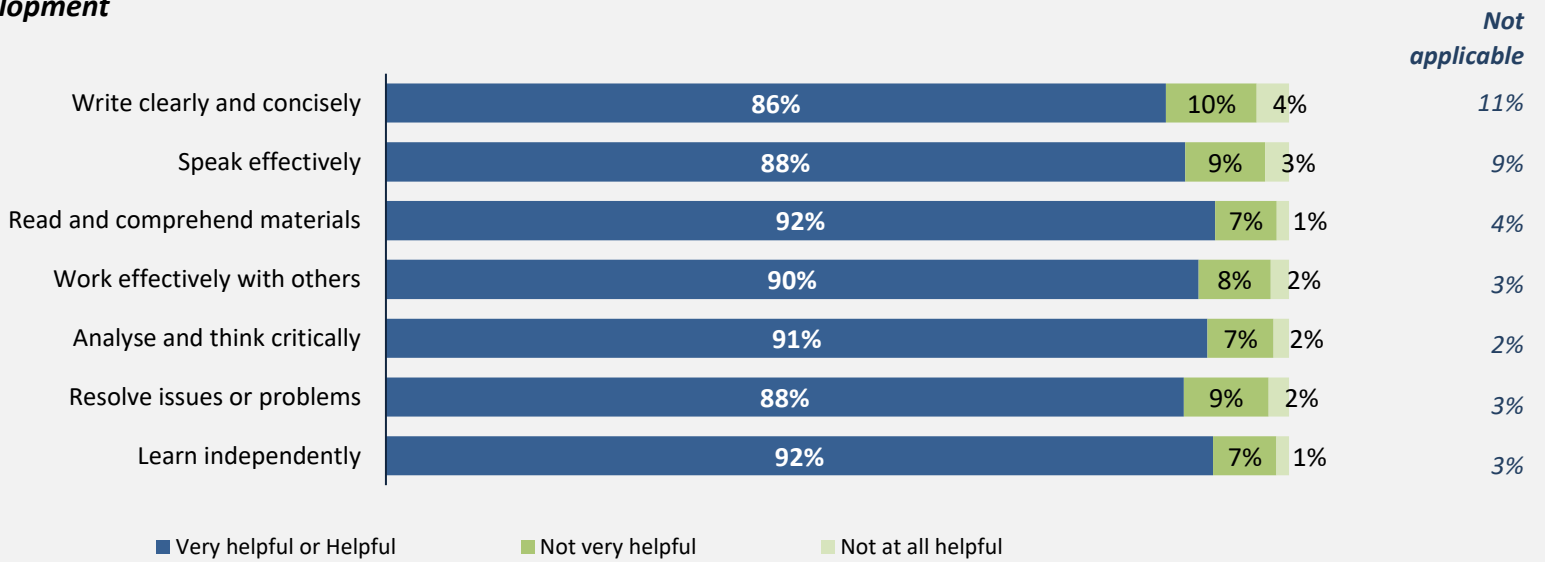
<b>Cohort</b>	<b>7,962</b>
<b>Respondents</b>	<b>3,907</b>
<b>Response Rate</b>	<b>49%</b>

## Skill Development and Post-Secondary Experience

**94%**

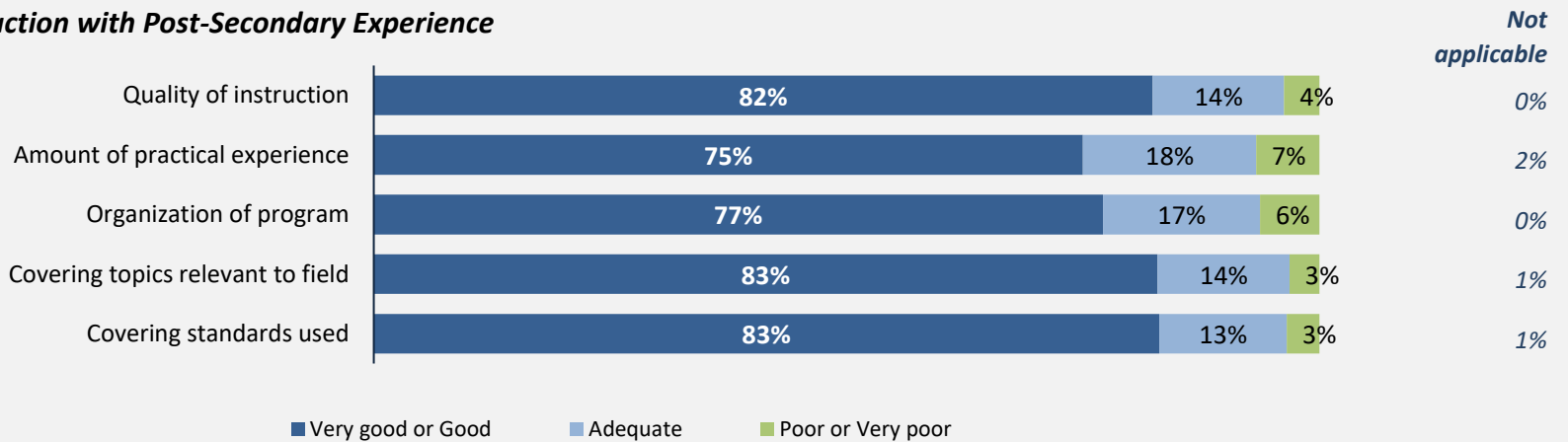
said they were very satisfied or satisfied with the education they received.

### Skill Development



Percentages are based on those who gave a valid rating, excluding those who said Not applicable.

### Satisfaction with Post-Secondary Experience



Percentages are based on those who gave a valid rating, excluding those who said Not applicable.