

Summary of Survey Results: 2020-2024

Trades Training Type:
Progressive apprenticeship, Traditional apprenticeship, Trades foundation, and Trades-related vocational programs

Applied filters:

CPC: VCC: Professional Cook 2 Advanced;

Cohort	233
Respondents	107
Response Rate	46%

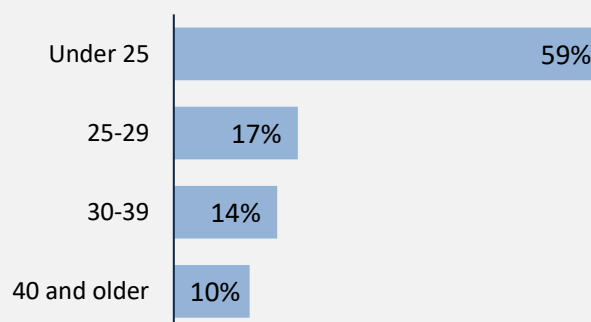
Description of Survey Respondents

Demographics

Gender



Age at the Time of the Survey



Aboriginal Identity

5%

Based on domestic students only

Median Age

22

About the Respondents

13%

relocated from their hometown to attend program


0%

*took **Adult Basic Education** courses during or prior to their trades training program*

6%

*took **English as a Second Language** courses during or prior to their trades training program*

Region respondents were living in at the time of the survey



Summary of Survey Results: 2020-2024

Trades Training Type:

Progressive apprenticeship, Traditional apprenticeship, Trades foundation, and Trades-related vocational programs

Applied filters:

CPC: VCC: Professional Cook 2 Advanced;

Cohort	233
Respondents	107
Response Rate	46%

Employment Outcomes

In the labour force

97%

Employment rate

86%

Unemployment rate

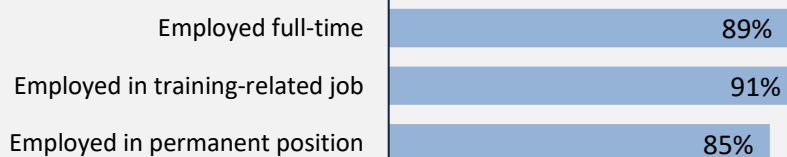
10.4%

The "Employment rate" is the number employed as a percentage of all respondents.

The "Unemployment rate" is the number of unemployed as a percentage of respondents in the labour force.

Of those employed:

n = 86



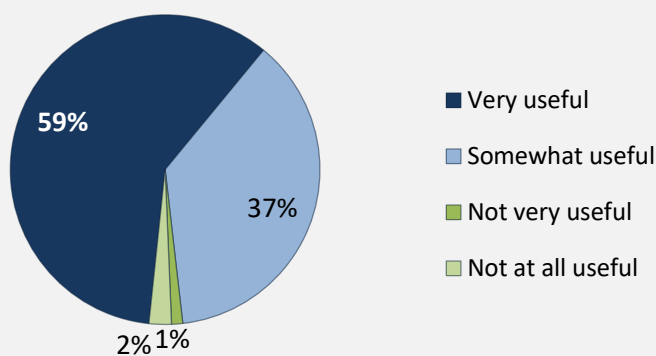
Hourly Wage
(median, main job)

\$18

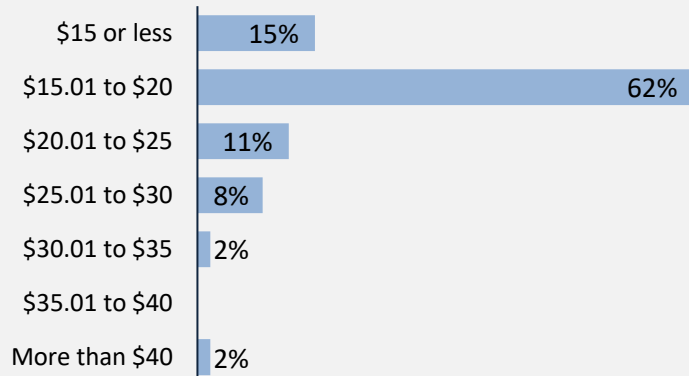
Hours Worked
(median, main job)

40

Skills and Knowledge Gained
Useful in Performing Job



Hourly Wage Group (main job)



Top Occupations (5-digit NOC)

Occupation	# employed	% of those employed
63200: Cooks	59	69%
62200: Chefs	16	19%
XXXXX: Unclassified occupations	4	5%
65201: Food counter attendants, kitchen helpers and related support occupations	1	1%
64314: Hotel front desk clerks	1	1%
11102: Financial advisors	1	1%
42202: Early childhood educators and assistants	1	1%
64100: Retail salespersons and visual merchandisers	1	1%
85121: Landscaping and grounds maintenance labourers	1	1%
65200: Food and beverage servers	1	1%
Total of top occupations	86	100%
Total employed	86	

Summary of Survey Results: 2020-2024

Trades Training Type:

Progressive apprenticeship, Traditional apprenticeship, Trades foundation, and Trades-related vocational programs

Applied filters:

CPC: VCC: Professional Cook 2 Advanced;

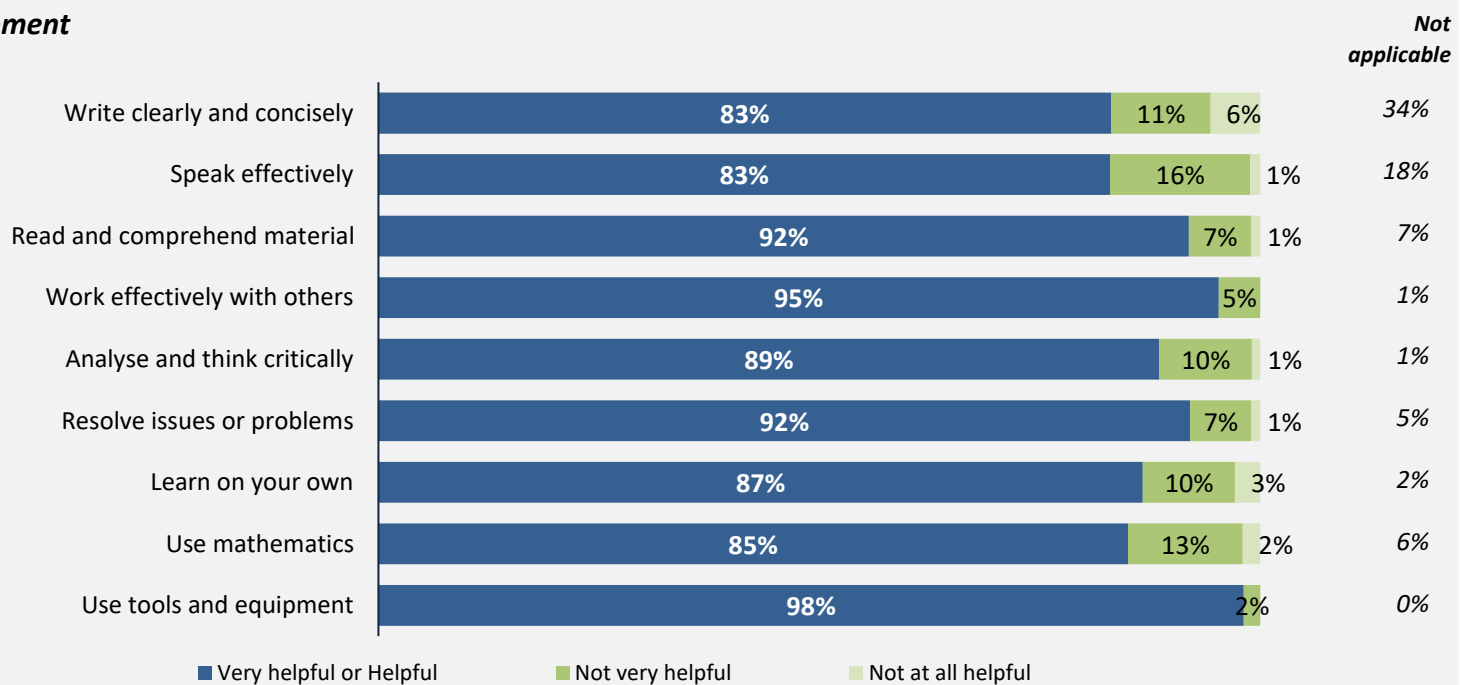
Cohort	233
Respondents	107
Response Rate	46%

Skill Development and Post-Secondary Experience

91%

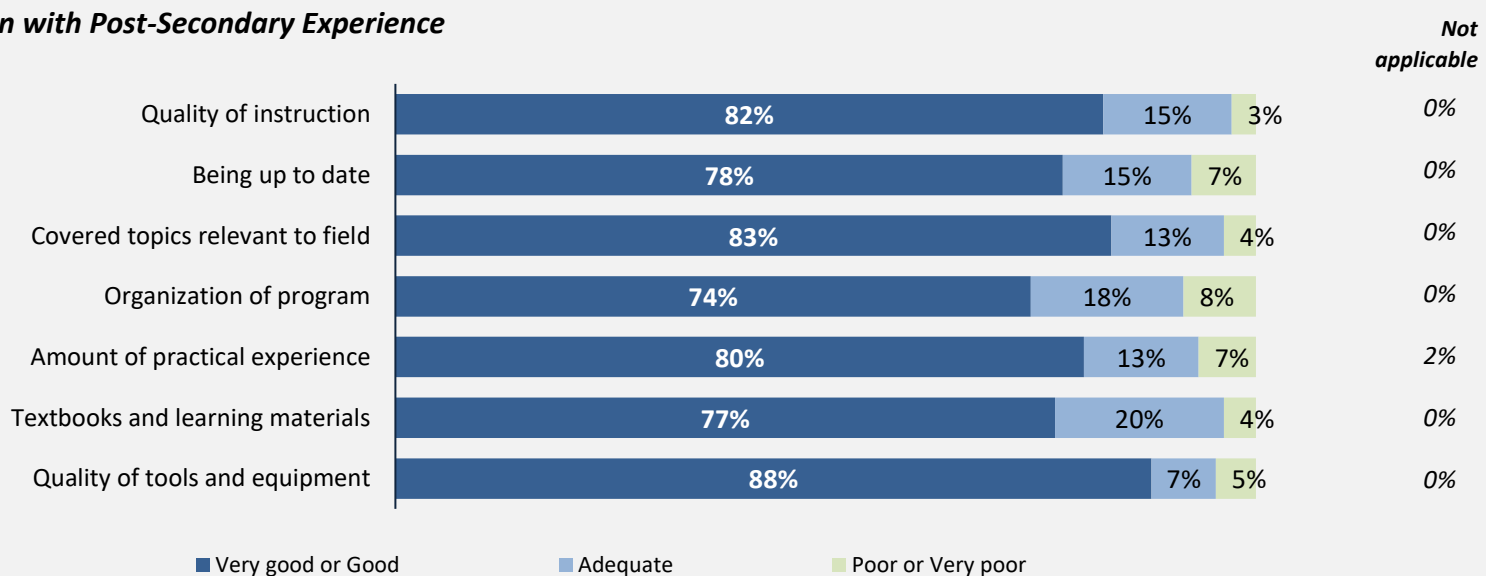
said they were very satisfied or satisfied with the education they received.

Skill Development



Percentages are based on those who gave a valid rating, excluding those who said not applicable.

Satisfaction with Post-Secondary Experience



Percentages are based on those who gave a valid rating, excluding those who said not applicable.

Summary of Survey Results: 2020-2024

Trades Training Type:

Progressive apprenticeship, Traditional apprenticeship


Applied filters:

CPC: VCC: Professional Cook 2 Advanced;

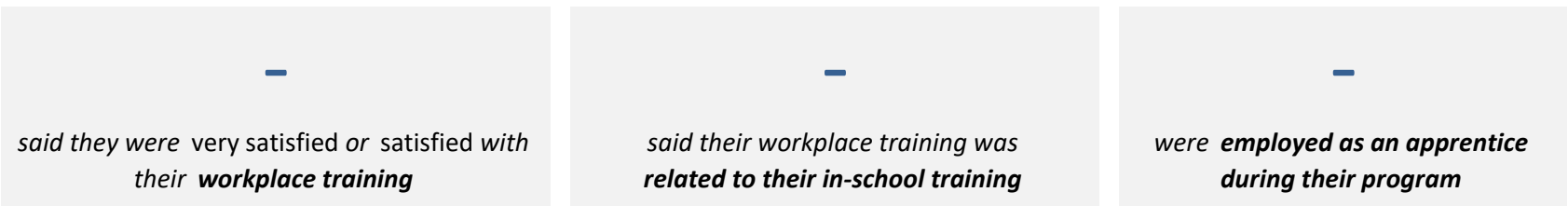
Cohort -
Respondents -
Response Rate 0%

Apprenticeship programs

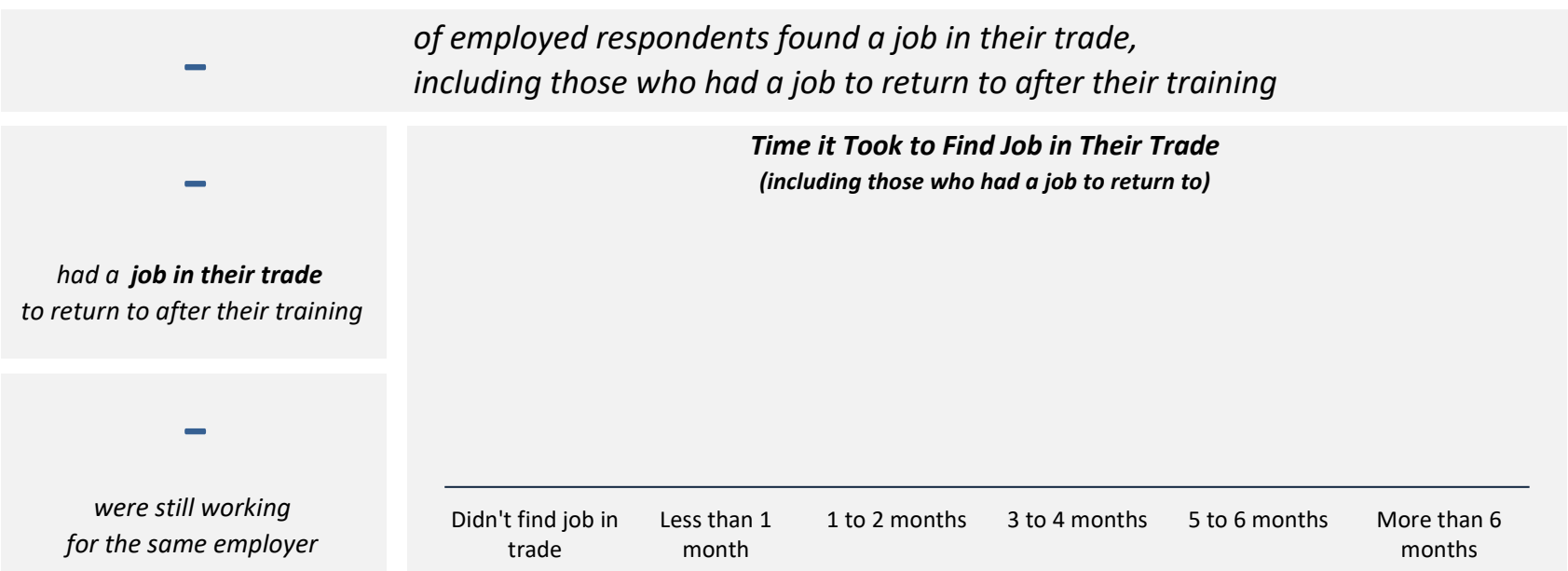
In-School Experiences



Workplace Experiences



Employment After Leaving School



Summary of Survey Results: 2020-2024

Trades Training Type:

Trades foundation, Trades-related vocational programs

Applied filters:

CPC: VCC: Professional Cook 2 Advanced;

Cohort	233
Respondents	107
Response Rate	46%

Trades foundation & Trades-related vocational programs

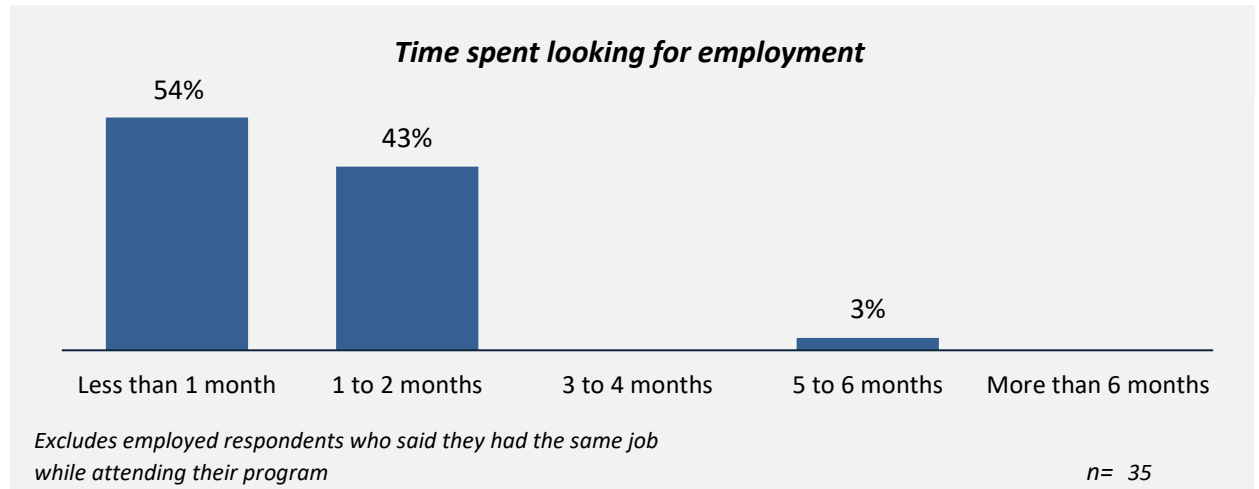
Employment After Leaving School

54%

had the same job before or while they were attending school

83%

said their education was useful in getting their job



Other Education

Trades-related vocational respondents only, results are shown for the education they took before and after their program.

*Not asked in 2024

—

took further studies after completing their program

n = -

—

of those who had taken further studies said their program prepared them well

—

of respondents were currently studying

n = -

Further studies related to program

- Very related
- Somewhat related
- Not very related
- Not at all related

Of those who took further studies at a different institution:

—

expected transfer credit*

n = -

Of those who expected transfer credit:

—

received transfer credit*

—

were very satisfied or satisfied with their transfer experience*

Summary of Survey Results: 2020-2024

Trades Training Type:

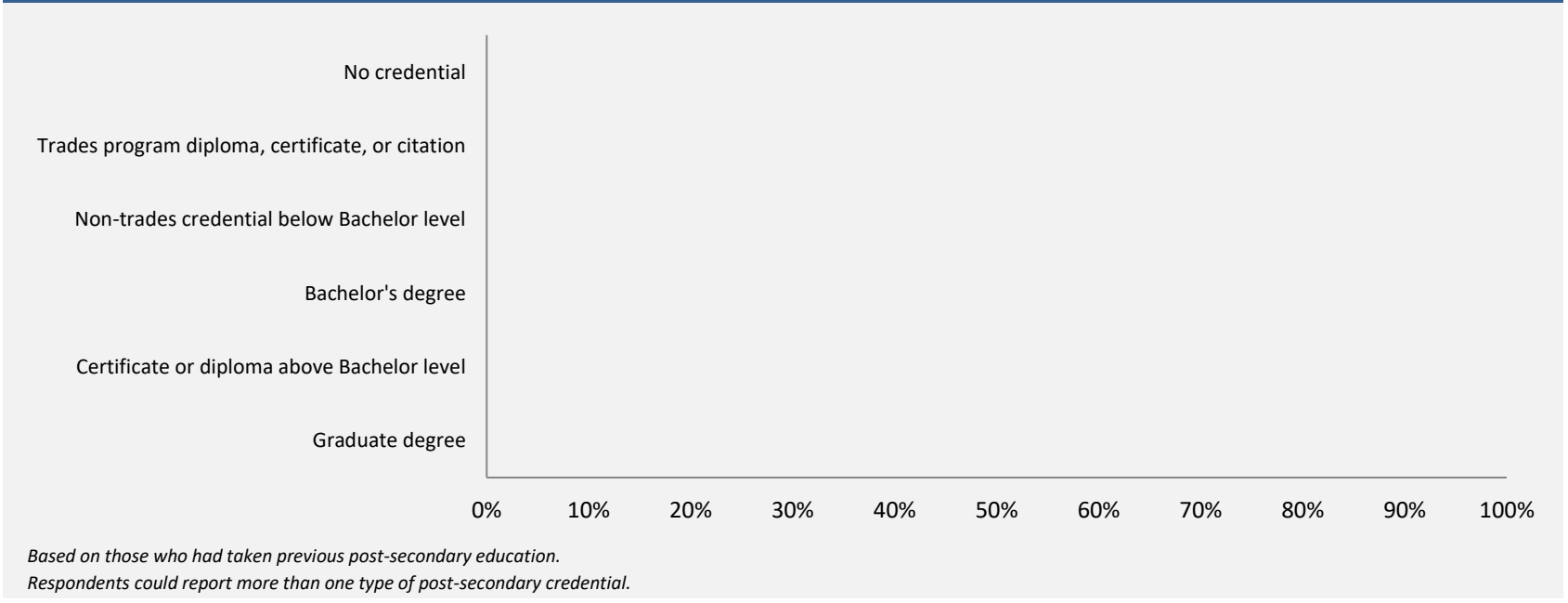
Trades foundation, Trades-related vocational programs

Applied filters:

CPC: VCC: Professional Cook 2 Advanced;

Cohort	233
Respondents	107
Response Rate	46%

had taken *previous* post-secondary education n = -



Transition to Apprenticeship n = 99
The following results are for Trades foundation respondents only.

64%
of Trades foundation respondents tried to get employment as an apprentice after they left their program

88%
of those who tried to get employment as an apprentice were successful

