

Summary of Survey Results: 2020-2024

Trades Training Type:

Progressive apprenticeship, Traditional apprenticeship, Trades foundation, and Trades-related vocational programs

Applied filters:

CPC: VCC: Professional Cook 1 Plus;

| | |
|---------------|-----|
| Cohort | 215 |
| Respondents | 103 |
| Response Rate | 48% |

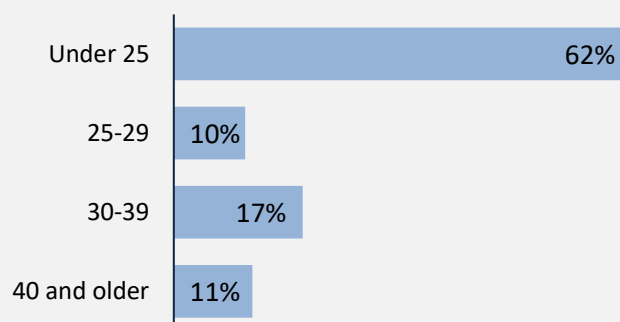
Description of Survey Respondents

Demographics

Gender



Age at the Time of the Survey



Aboriginal Identity

4%

Based on domestic students only

Median Age

22

About the Respondents

9%

relocated from their hometown to attend program


2%

*took **Adult Basic Education** courses during or prior to their trades training program*

5%

*took **English as a Second Language** courses during or prior to their trades training program*

Region respondents were living in at the time of the survey



Summary of Survey Results: 2020-2024

Trades Training Type:

Progressive apprenticeship, Traditional apprenticeship, Trades foundation, and Trades-related vocational programs

Applied filters:

CPC: VCC: Professional Cook 1 Plus;

| | |
|---------------|-----|
| Cohort | 215 |
| Respondents | 103 |
| Response Rate | 48% |

Employment Outcomes

In the labour force

86%

Employment rate

79%

Unemployment rate

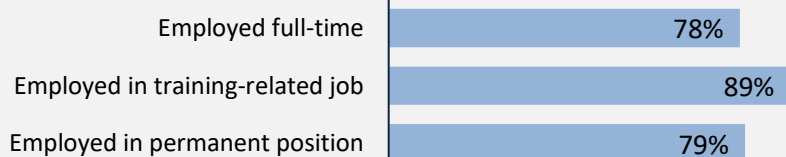
7.3%

The "Employment rate" is the number employed as a percentage of all respondents.

The "Unemployment rate" is the number of unemployed as a percentage of respondents in the labour force.

Of those employed:

n = 76



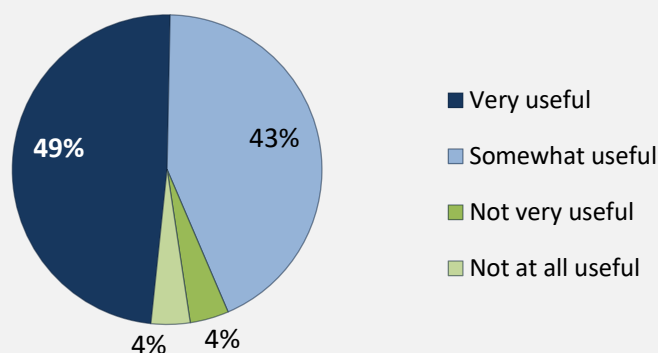
Hourly Wage (median, main job)

\$18

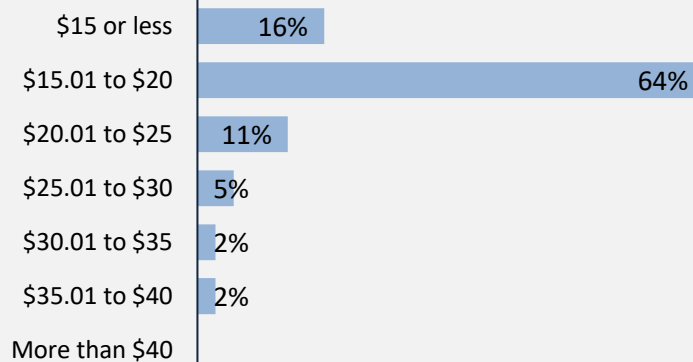
Hours Worked (median, main job)

36

Skills and Knowledge Gained Useful in Performing Job



Hourly Wage Group (main job)



Top Occupations (5-digit NOC)

| Occupation | # employed | % of those employed |
|---|------------|---------------------|
| 63200: Cooks | 47 | 62% |
| XXXXX: Unclassified occupations | 8 | 11% |
| 62200: Chefs | 8 | 11% |
| 65201: Food counter attendants, kitchen helpers and related support occupations | 3 | 4% |
| 62020: Food service supervisors | 2 | 3% |
| 64100: Retail salespersons and visual merchandisers | 1 | 1% |
| 60030: Restaurant and food service managers | 1 | 1% |
| 63202: Bakers | 1 | 1% |
| 65100: Cashiers | 1 | 1% |
| 65200: Food and beverage servers | 1 | 1% |
| Total of top occupations | 73 | 96% |
| Total employed | 76 | |

Summary of Survey Results: 2020-2024

Trades Training Type:

Progressive apprenticeship, Traditional apprenticeship, Trades foundation, and Trades-related vocational programs

Applied filters:

CPC: VCC: Professional Cook 1 Plus;

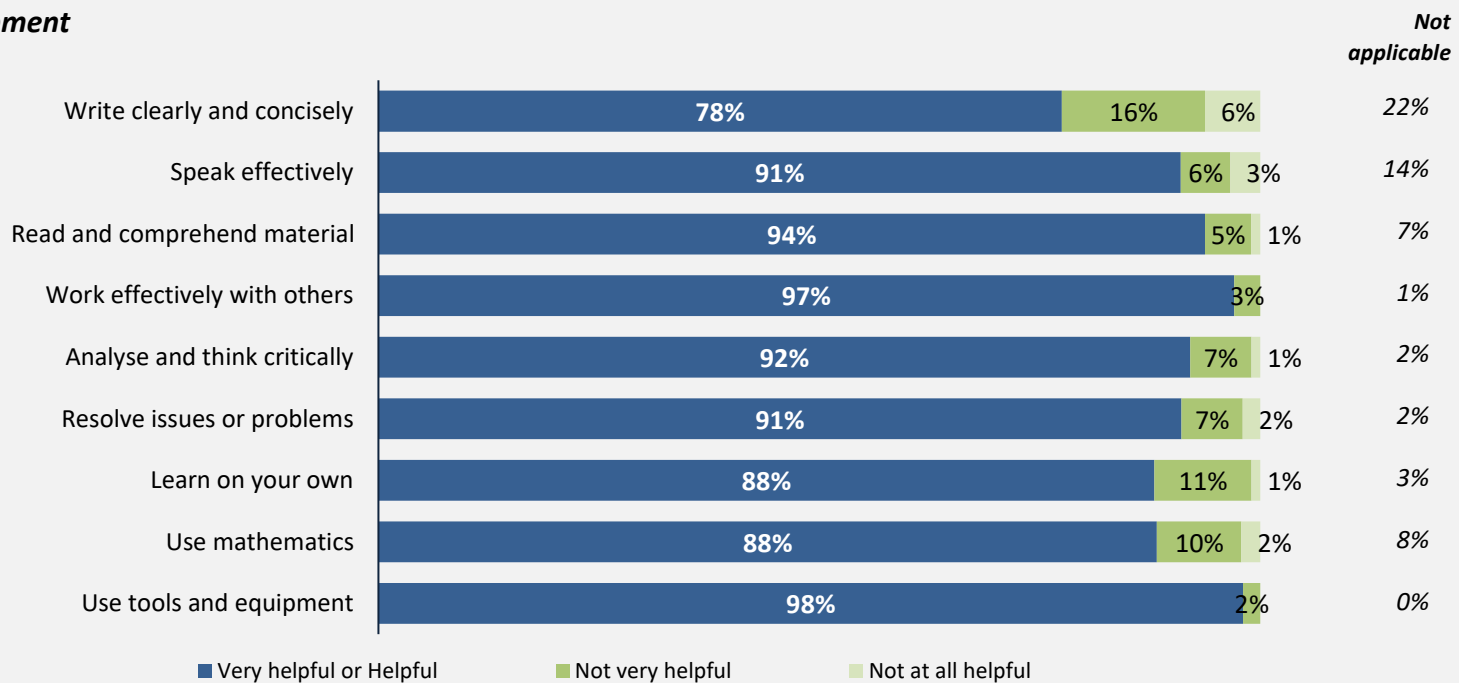
| | |
|---------------|-----|
| Cohort | 215 |
| Respondents | 103 |
| Response Rate | 48% |

Skill Development and Post-Secondary Experience

94%

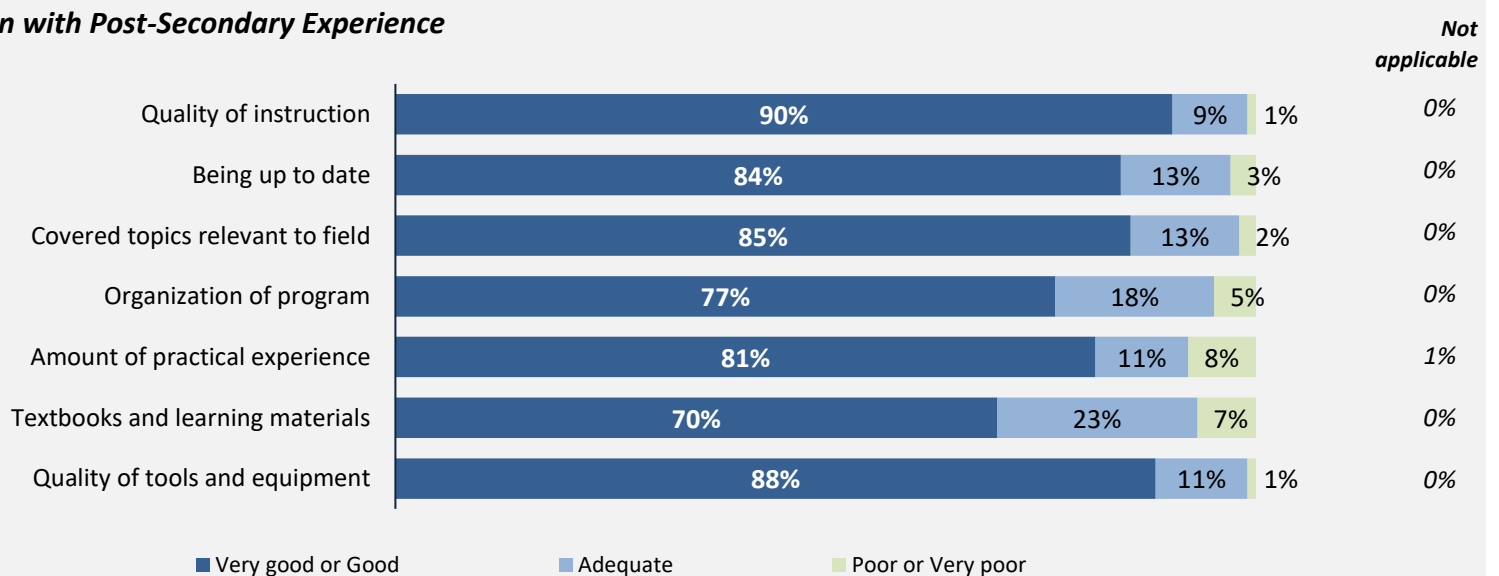
said they were very satisfied or satisfied with the education they received.

Skill Development



Percentages are based on those who gave a valid rating, excluding those who said not applicable.

Satisfaction with Post-Secondary Experience



Percentages are based on those who gave a valid rating, excluding those who said not applicable.

Summary of Survey Results: 2020-2024

Trades Training Type:

Progressive apprenticeship, Traditional apprenticeship


Applied filters:

CPC: VCC: Professional Cook 1 Plus;

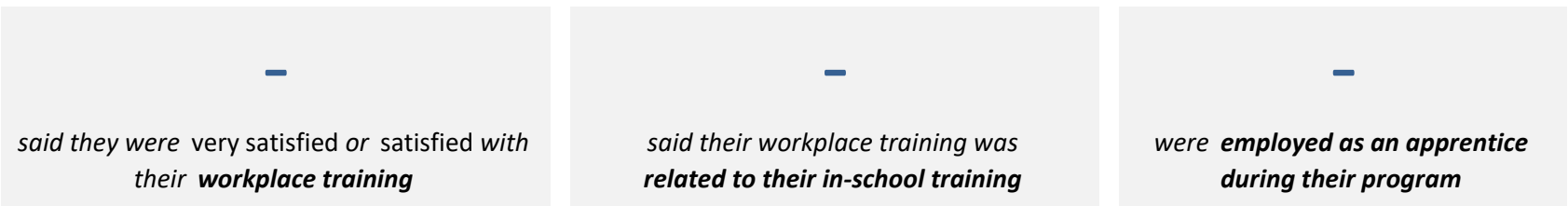
| | |
|---------------|----|
| Cohort | - |
| Respondents | - |
| Response Rate | 0% |

Apprenticeship programs

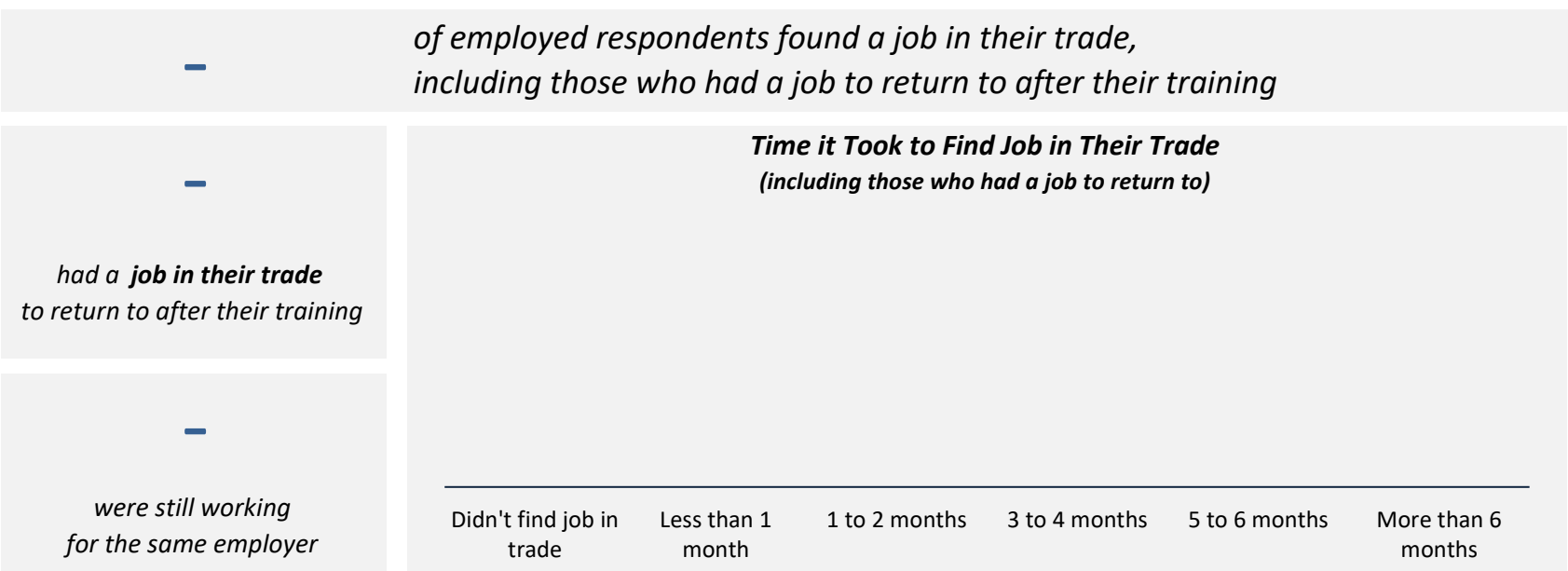
In-School Experiences



Workplace Experiences



Employment After Leaving School



Trades Training Type:

Trades foundation, Trades-related vocational programs

Applied filters:

CPC: VCC: Professional Cook 1 Plus;

| | |
|----------------------|------------|
| Cohort | 215 |
| Respondents | 103 |
| Response Rate | 48% |

Trades foundation & Trades-related vocational programs

Employment After Leaving School

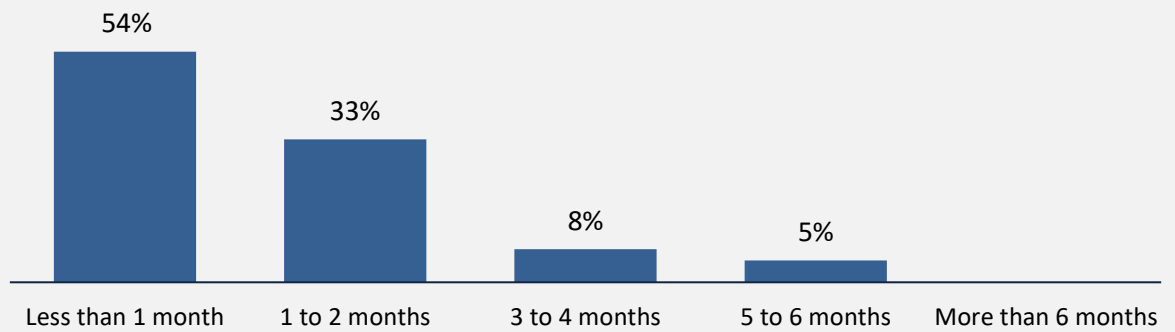
43%

had the same job before or while they were attending school

95%

said their education was useful in getting their job

Time spent looking for employment



Excludes employed respondents who said they had the same job while attending their program

n= 39

Other Education

Trades-related vocational respondents only, results are shown for the education they took before and after their program.

*Not asked in 2024

—

took further studies after completing their program

n = -

—


of those who had taken further studies said their program prepared them well

—

of respondents were currently studying

n = -

Further studies related to program



Of those who took further studies at a different institution:

—

expected transfer credit*

n = -

Of those who expected transfer credit:

—

received transfer credit*

—

were very satisfied or satisfied with their transfer experience*

Summary of Survey Results: 2020-2024

Trades Training Type:

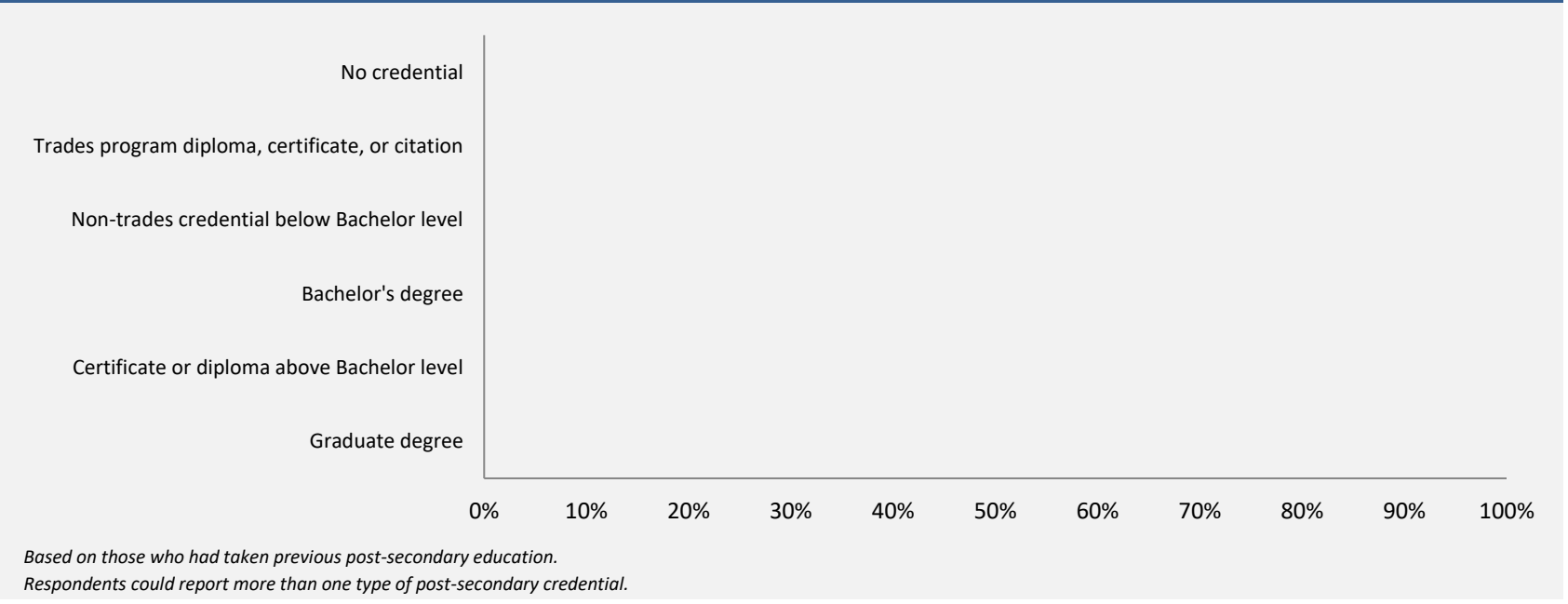
Trades foundation, Trades-related vocational programs

Applied filters:

CPC: VCC: Professional Cook 1 Plus;

| | |
|----------------------|------------|
| Cohort | 215 |
| Respondents | 103 |
| Response Rate | 48% |

had taken *previous* post-secondary education n = -



Transition to Apprenticeship n = 93
The following results are for Trades foundation respondents only.

63%
of Trades foundation respondents tried to get employment as an apprentice after they left their program

76%
of those who tried to get employment as an apprentice were successful

