

Summary of Survey Results: 2020-2024

Trades Training Type:

Progressive apprenticeship, Traditional apprenticeship, Trades foundation, and Trades-related vocational programs

Applied filters:


CPC: VCC: Professional Cook 1 ITA Youth;

Cohort	154
Respondents	72
Response Rate	47%


Description of Survey Respondents

Demographics

Gender



Age at the Time of the Survey



Aboriginal Identity

17%

Based on domestic students only

Median Age

19

About the Respondents

7%

relocated from their hometown to attend program


7%

*took **Adult Basic Education** courses during or prior to their trades training program*

3%

*took **English as a Second Language** courses during or prior to their trades training program*

Region respondents were living in at the time of the survey



Summary of Survey Results: 2020-2024

Trades Training Type:

Progressive apprenticeship, Traditional apprenticeship, Trades foundation, and Trades-related vocational programs

Applied filters:

CPC: VCC: Professional Cook 1 ITA Youth;

Cohort	154
Respondents	72
Response Rate	47%

Employment Outcomes

In the labour force

87%

Employment rate

71%

Unemployment rate


16.7%

The "Employment rate" is the number employed as a percentage of all respondents.

The "Unemployment rate" is the number of unemployed as a percentage of respondents in the labour force.

Of those employed:

n = 50



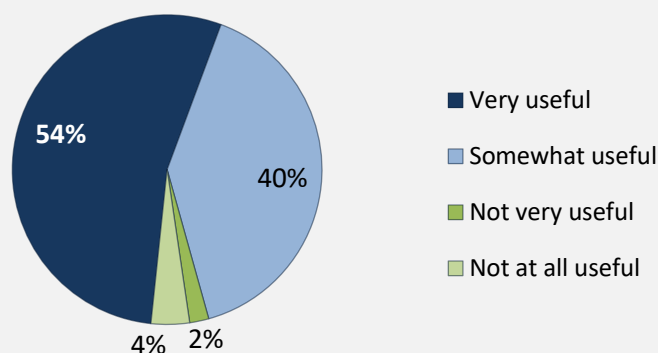
Hourly Wage
(median, main job)

\$17

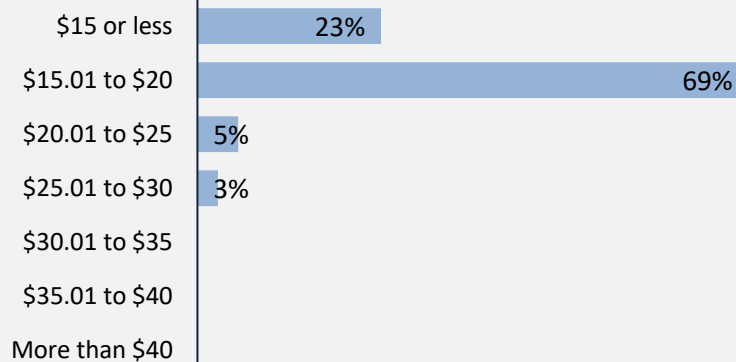
Hours Worked
(median, main job)

30

Skills and Knowledge Gained
Useful in Performing Job



Hourly Wage Group (main job)



Top Occupations (5-digit NOC)

Occupation	# employed	% of those employed
63200: Cooks	33	66%
65201: Food counter attendants, kitchen helpers and related support occupations	5	10%
62200: Chefs	3	6%
XXXXX: Unclassified occupations	3	6%
64100: Retail salespersons and visual merchandisers	2	4%
63202: Bakers	1	2%
94203: Assemblers, fabricators and inspectors, industrial electrical motors and transformers	1	2%
22221: User support technicians	1	2%
75101: Material handlers	1	2%
Total of top occupations	50	100%
Total employed	50	

Summary of Survey Results: 2020-2024

Trades Training Type:

Progressive apprenticeship, Traditional apprenticeship, Trades foundation, and Trades-related vocational programs

Applied filters:

CPC: VCC: Professional Cook 1 ITA Youth;

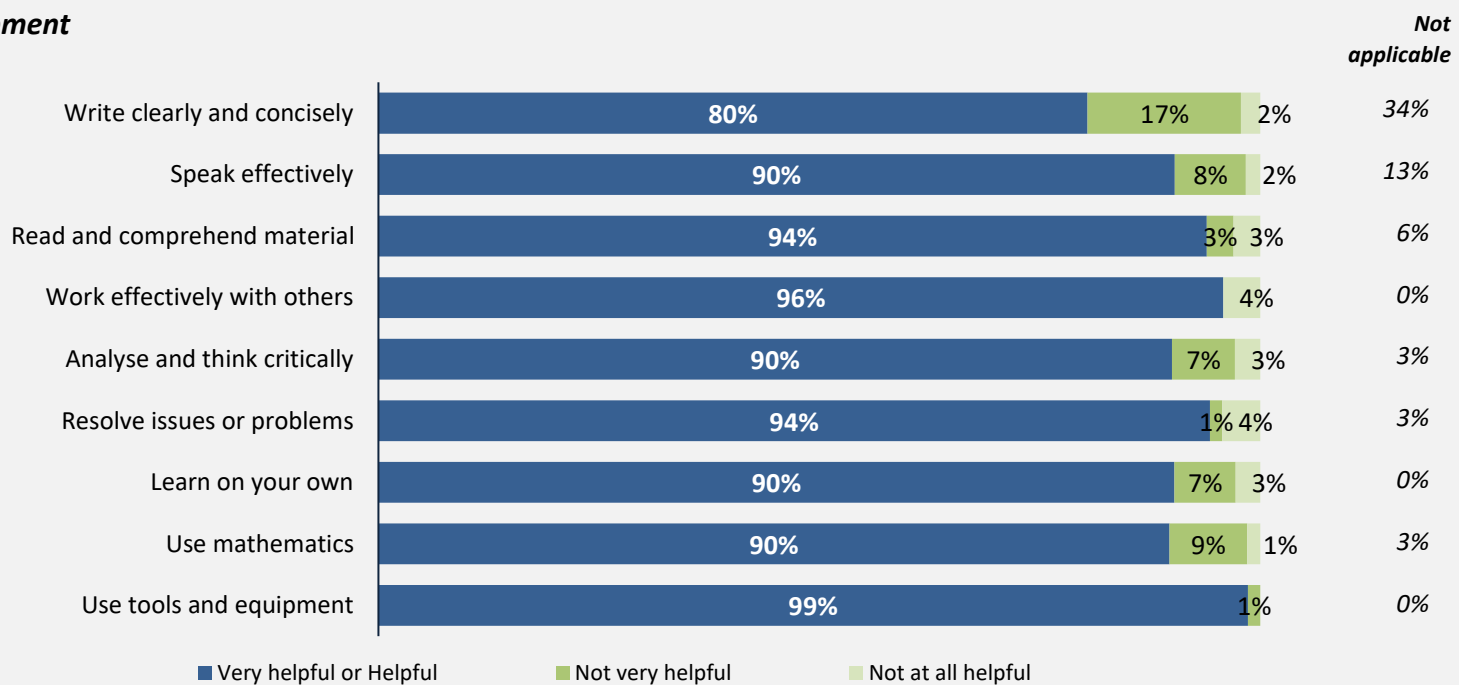
Cohort	154
Respondents	72
Response Rate	47%

Skill Development and Post-Secondary Experience

92%

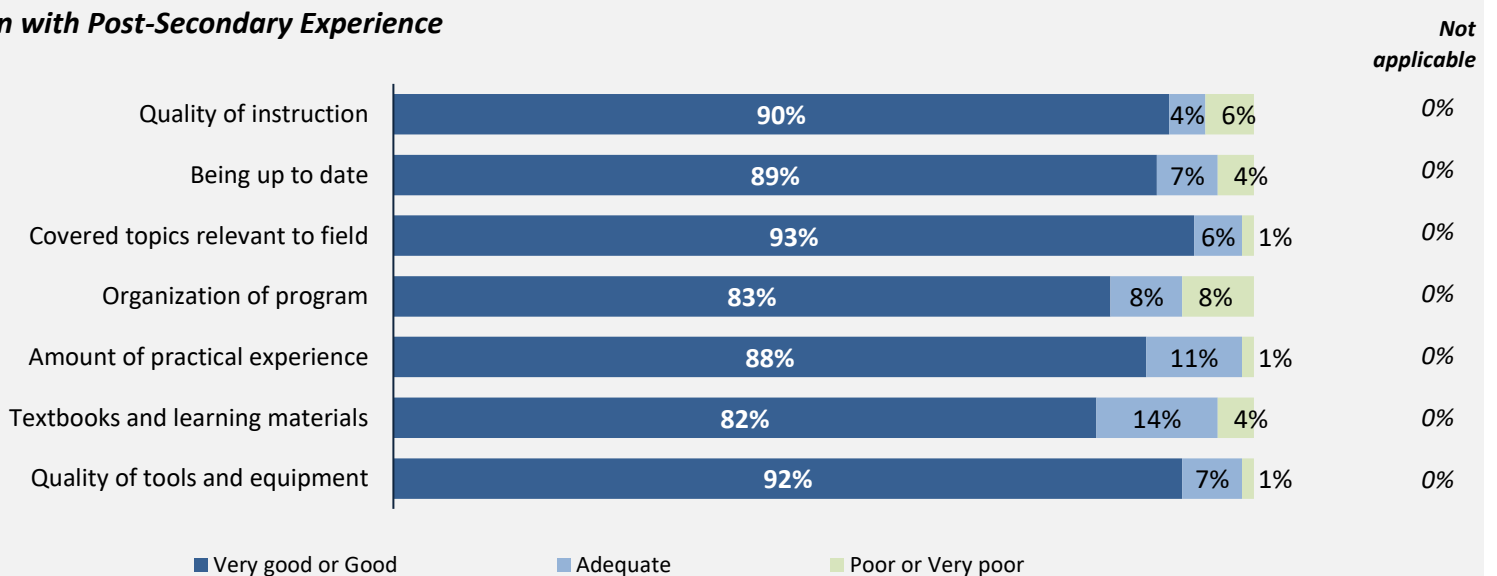
said they were very satisfied or satisfied with the education they received.

Skill Development



Percentages are based on those who gave a valid rating, excluding those who said not applicable.

Satisfaction with Post-Secondary Experience



Percentages are based on those who gave a valid rating, excluding those who said not applicable.

Summary of Survey Results: 2020-2024

Trades Training Type:

Progressive apprenticeship, Traditional apprenticeship


Applied filters:

CPC: VCC: Professional Cook 1 ITA Youth;

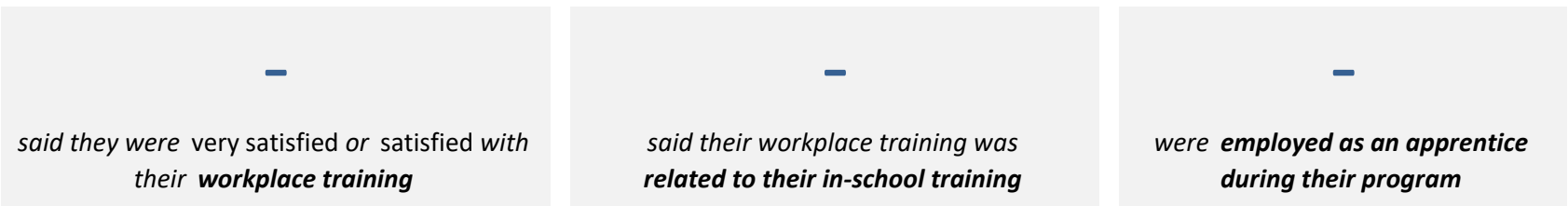
Cohort -
Respondents -
Response Rate 0%

Apprenticeship programs

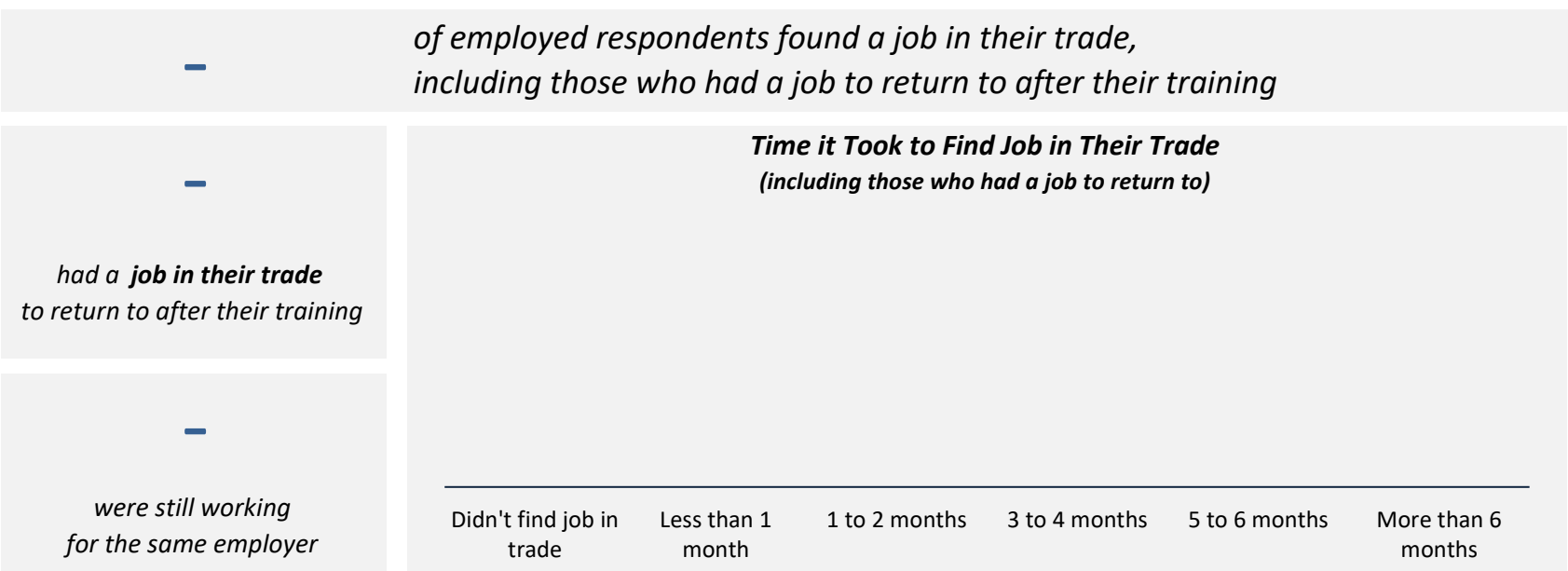
In-School Experiences



Workplace Experiences



Employment After Leaving School



Trades Training Type:

Trades foundation, Trades-related vocational programs

Applied filters:

CPC: VCC: Professional Cook 1 ITA Youth;

Cohort	154
Respondents	72
Response Rate	47%

Trades foundation & Trades-related vocational programs

Employment After Leaving School

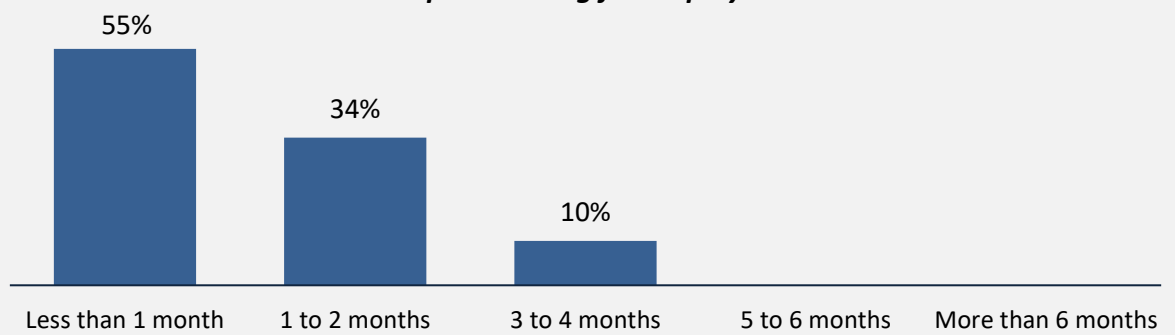
38%

had the same job before or while they were attending school

90%

said their education was useful in getting their job

Time spent looking for employment



Excludes employed respondents who said they had the same job while attending their program

n= 29

Other Education

Trades-related vocational respondents only, results are shown for the education they took before and after their program.

*Not asked in 2024

—

took further studies after completing their program

n = -

—

of those who had taken further studies said their program prepared them well

—

of respondents were currently studying

n = -

Further studies related to program

- Very related
- Somewhat related
- Not very related
- Not at all related

Of those who took further studies at a different institution:

—

expected transfer credit*

n = -

Of those who expected transfer credit:

—

received transfer credit*

—

were very satisfied or satisfied with their transfer experience*

Summary of Survey Results: 2020-2024

Trades Training Type:

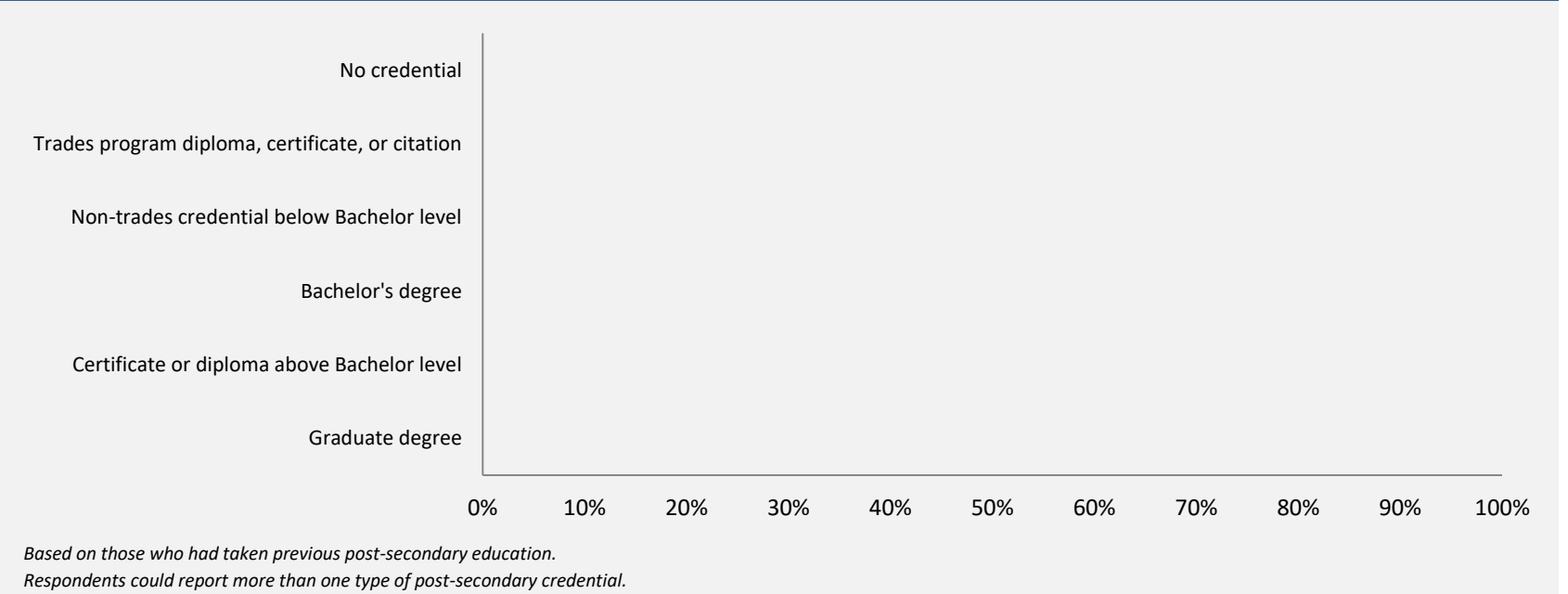
Trades foundation, Trades-related vocational programs

Applied filters:

CPC: VCC: Professional Cook 1 ITA Youth;

Cohort	154
Respondents	72
Response Rate	47%

had taken *previous* post-secondary education n = -



Transition to Apprenticeship n = 66
The following results are for Trades foundation respondents only.

68%
of Trades foundation respondents tried to get employment as an apprentice after they left their program

72%
of those who tried to get employment as an apprentice were successful

