

Applied filters:

CPC: VCC: Pharmacy Technician;

Cohort	86
Respondents	50
Response Rate	58%

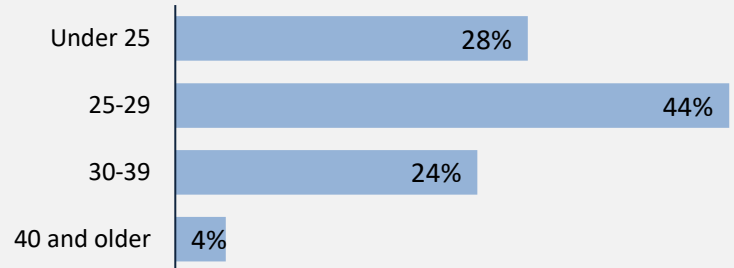
Description of Survey Respondents

Demographics

Gender



Age at the Time of the Survey



Indigenous Identity

2%

Based on domestic students only.

Median Age

26

Further Education

0%

took further studies after graduating from their program


n = -

Further Studies Related to Program

-
of those who had taken further studies said their program prepared them well

0%

of respondents were currently studying



Of those who took further studies at a different institution:

-
expected transfer credit
n = -

Of those who expected transfer credit:

-
Received transfer credit

-
were very satisfied or satisfied with their transfer experience

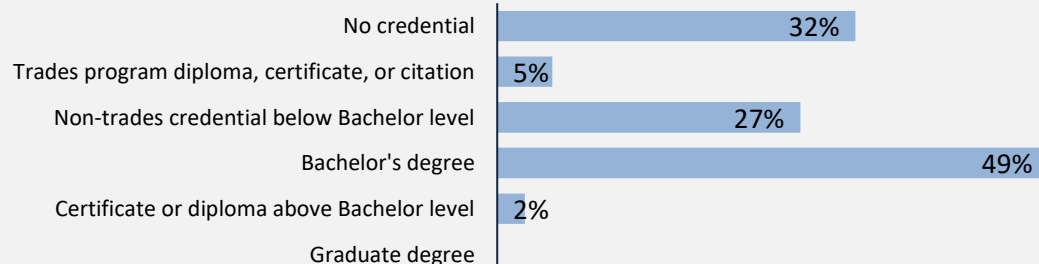
Past Education

82%

of respondents had taken previous post-secondary education

n = 41

Respondents were asked if they took ABE or ESL courses during or prior to their studies



Credentials are based on those who had taken previous post-secondary education. Respondents could report more than one type of post-secondary credential.

Adult Basic Education

16%

English as a Second Language

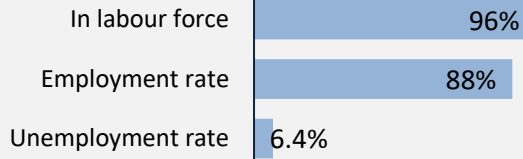
0%

Applied filters:

CPC: VCC: Pharmacy Technician;

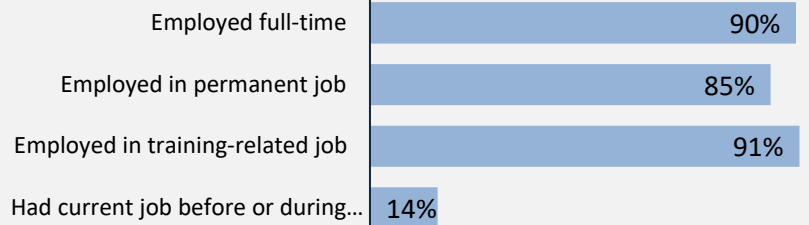
Cohort 86
Respondents 50
Response Rate 58%

Employment Outcomes



The "Employment rate" is the number employed as a percentage of all respondents. The "Unemployment rate" is the number of unemployed as a percentage of respondents in the labour force.

Of those employed: n = 44



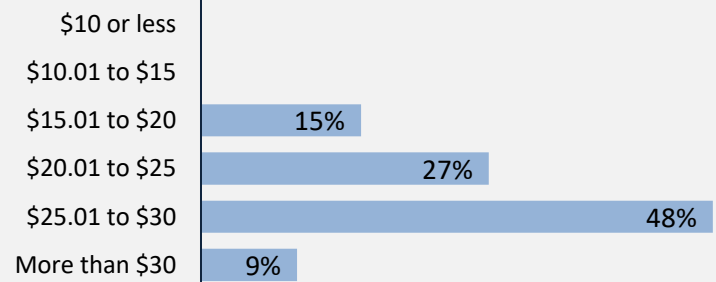
Weekly Hours Worked
 (median, main job)

38

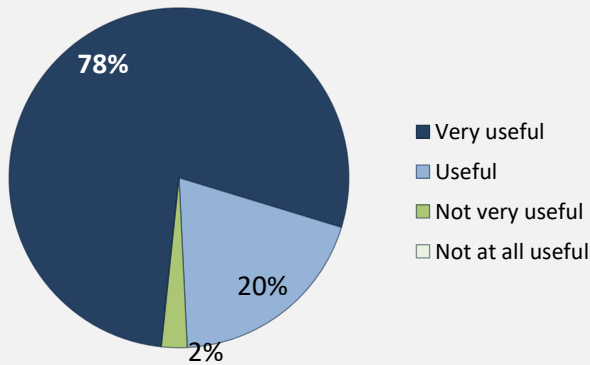
Hourly Wage
 (median, main job)

\$26

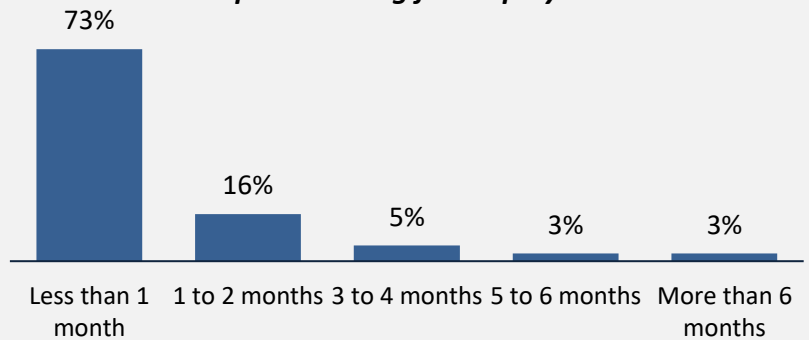
Hourly Wage Group (main job)



Skills and Knowledge Gained
 Useful in Performing Job



Time Spent Looking for Employment



Top Occupations (5-digit NOC)

	# Employed	% of those employed
33103: Pharmacy technical assistants and pharmacy assistants	27	61%
32124: Pharmacy technicians	9	20%
XXXXX: Unclassified occupations	5	11%
60020: Retail and wholesale trade managers	1	2%
14101: Receptionists	1	2%
32129: Other medical technologists and technicians	1	2%
Total of top occupations	44	100%
Total employed	44	

Applied filters:

CPC: VCC: Pharmacy Technician;

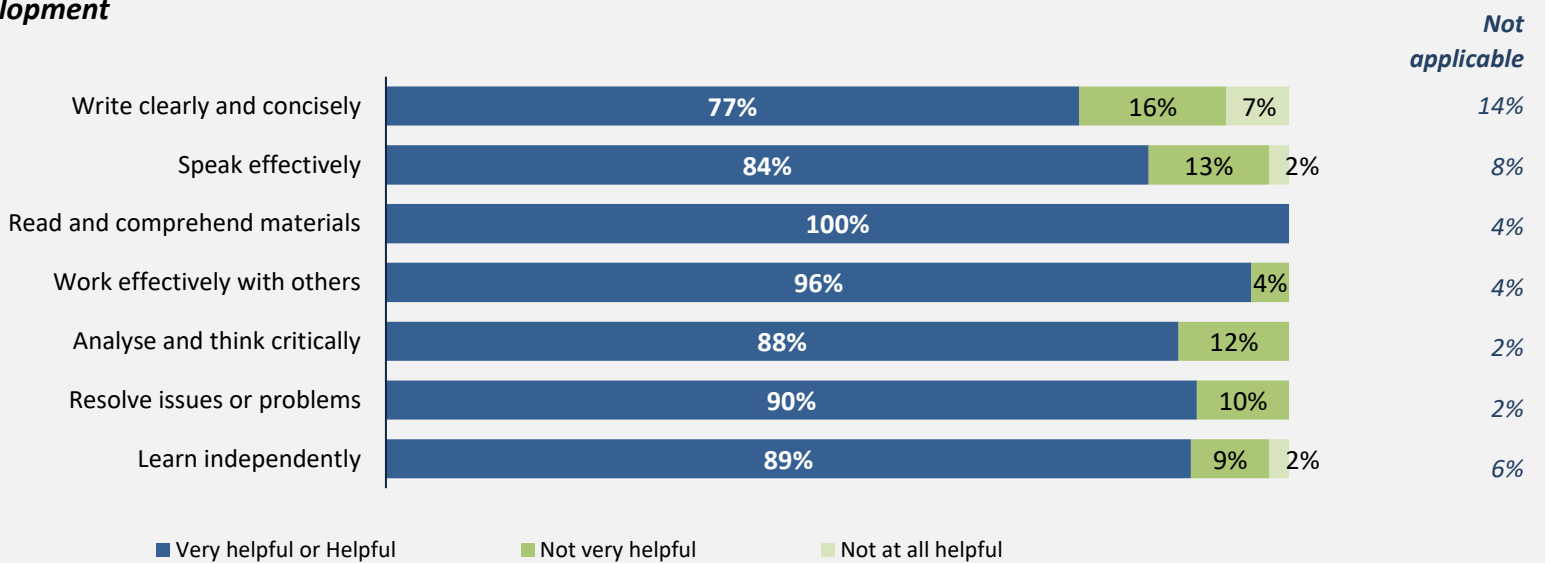
Cohort	86
Respondents	50
Response Rate	58%

Skill Development and Post-Secondary Experience

92%

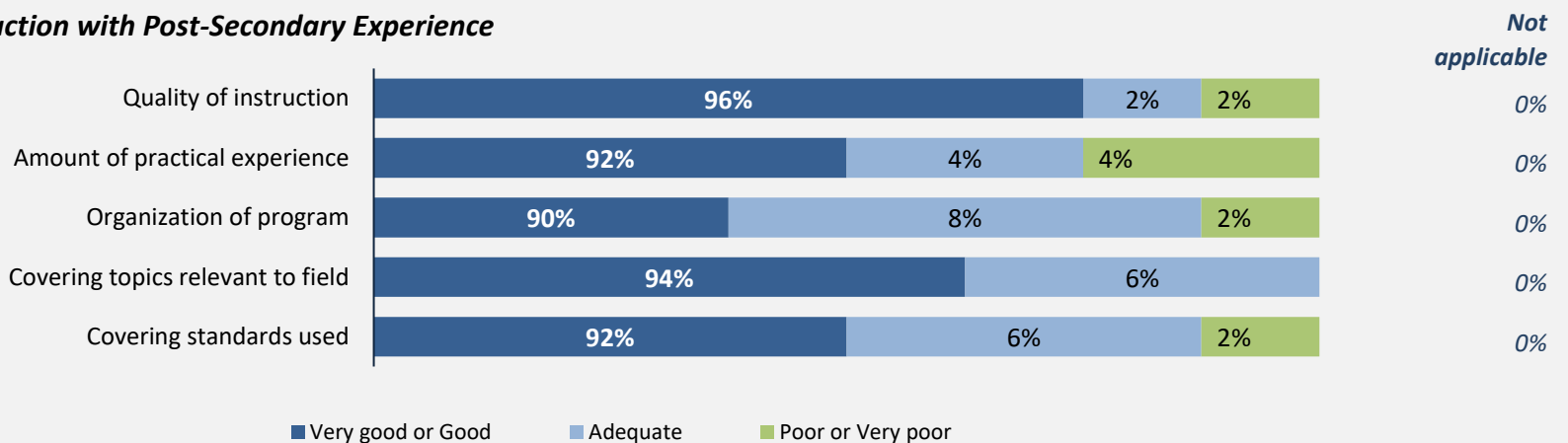
said they were very satisfied or satisfied with the education they received.

Skill Development



Percentages are based on those who gave a valid rating, excluding those who said Not applicable.

Satisfaction with Post-Secondary Experience



Percentages are based on those who gave a valid rating, excluding those who said Not applicable.