

Applied filters:


CPC: VCC: Paralegal - Conveyancing;

Cohort	43
Respondents	13
Response Rate	30%


Description of Survey Respondents

Demographics

Gender



Age at the Time of the Survey



Indigenous Identity

-

Based on domestic students only.

Median Age

34

Further Education

0%

took further studies after graduating from their program


n = -

Further Studies Related to Program

- of those who had taken further studies said their program prepared them well

0%

of respondents were currently studying



Of those who took further studies at a different institution:

-

expected transfer credit
n = -

Of those who expected transfer credit:

-

Received transfer credit

-

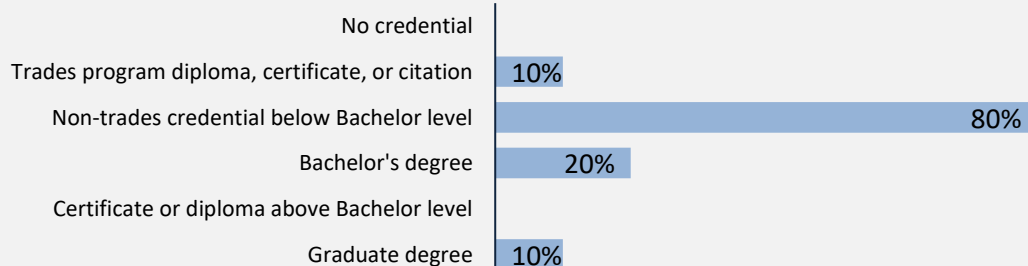
were very satisfied or satisfied with their transfer experience

Past Education

77%

of respondents had taken previous post-secondary education

n = 10



Credentials are based on those who had taken previous post-secondary education. Respondents could report more than one type of post-secondary credential.

Respondents were asked if they took ABE or ESL courses during or prior to their studies

Adult Basic Education

8%

English as a Second Language

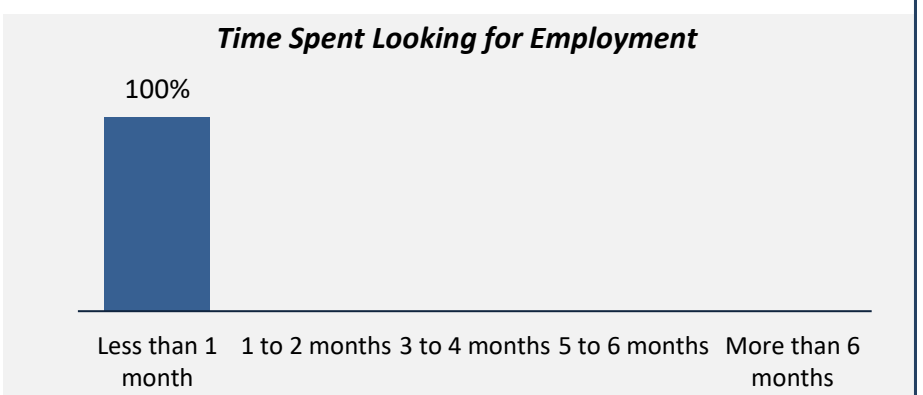
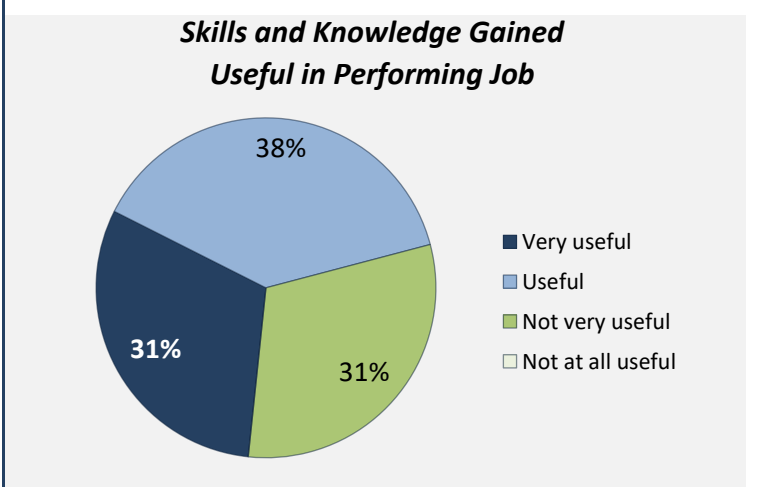
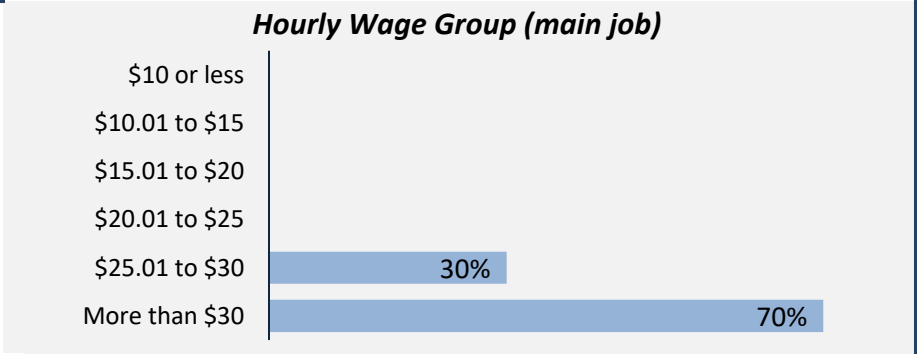
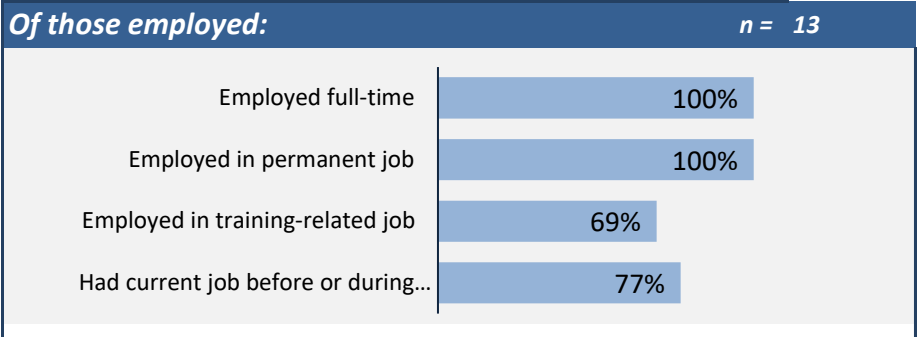
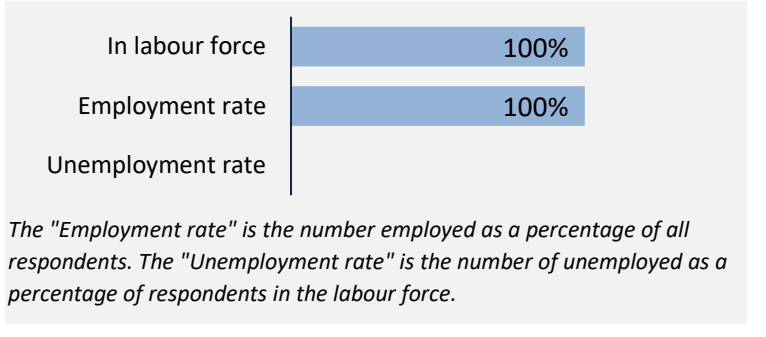
0%

Applied filters:

CPC: VCC: Paralegal - Conveyancing;

Cohort	43
Respondents	13
Response Rate	30%

Employment Outcomes



Top Occupations (5-digit NOC)		# Employed	% of those employed
42200: Paralegals and related occupations		12	92%
43100: Elementary and secondary school teacher assistants		1	8%
<i>Total of top occupations</i>		13	100%
Total employed		13	

Applied filters:

CPC: VCC: Paralegal - Conveyancing;

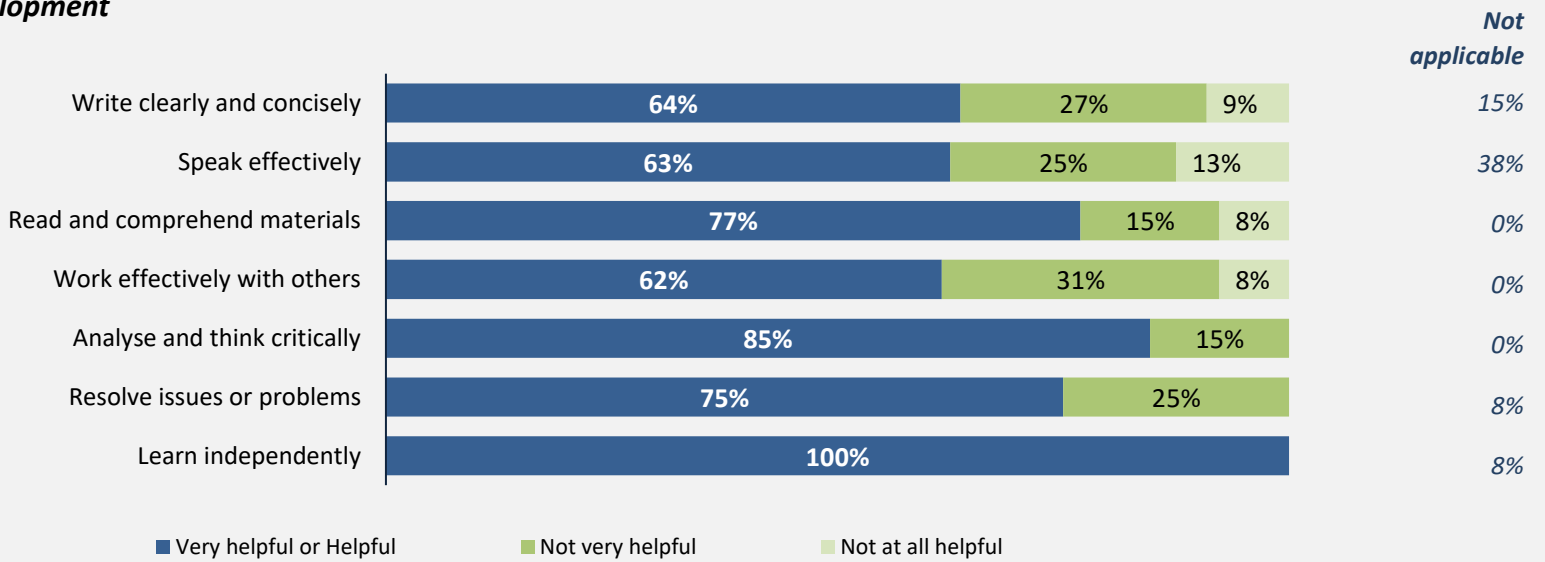
Cohort	43
Respondents	13
Response Rate	30%

Skill Development and Post-Secondary Experience

92%

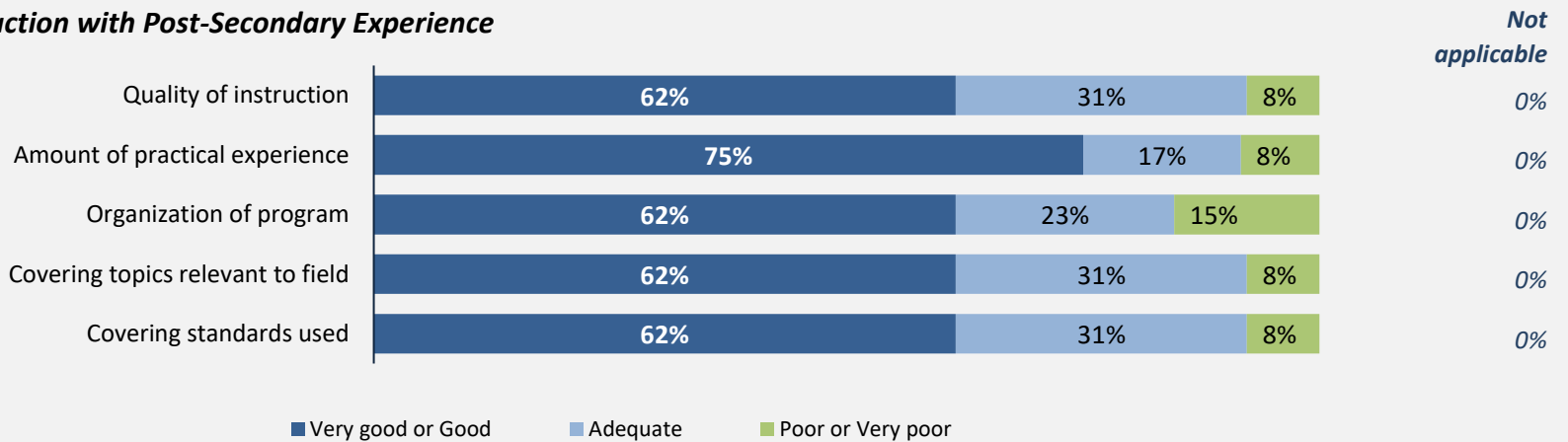
said they were very satisfied or satisfied with the education they received.

Skill Development



Percentages are based on those who gave a valid rating, excluding those who said Not applicable.

Satisfaction with Post-Secondary Experience



Percentages are based on those who gave a valid rating, excluding those who said Not applicable.

Applied filters:


CPC: VCC: Paralegal - Corporate;

Cohort	73
Respondents	25
Response Rate	34%


Description of Survey Respondents

Demographics

Gender



Age at the Time of the Survey



Indigenous Identity

8%

Based on domestic students only.

Median Age

37

Further Education

4%

took further studies after graduating from their program
n = 1

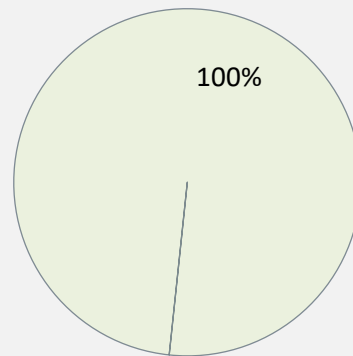
100%

of those who had taken further studies said their program prepared them well

4%

of respondents were currently studying

Further Studies Related to Program



Very related, Somewhat related, Not very related, Not at all related

Of those who took further studies at a different institution:

—
 expected transfer credit
n = -

Of those who expected transfer credit:

—
 Received transfer credit

—
 were very satisfied or satisfied with their transfer experience

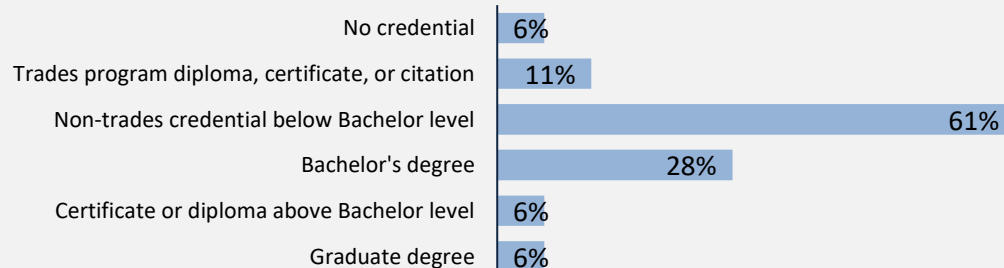
Past Education

80%

of respondents had taken previous post-secondary education

n = 20

Respondents were asked if they took ABE or ESL courses during or prior to their studies



Credentials are based on those who had taken previous post-secondary education. Respondents could report more than one type of post-secondary credential.

Adult Basic Education

4%

English as a Second Language

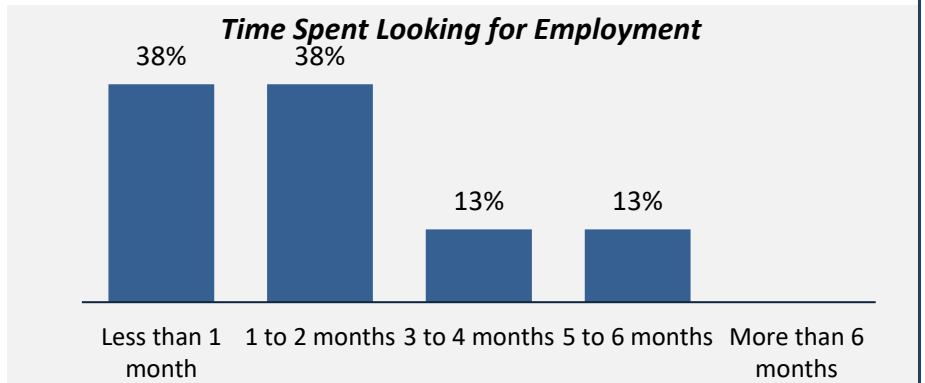
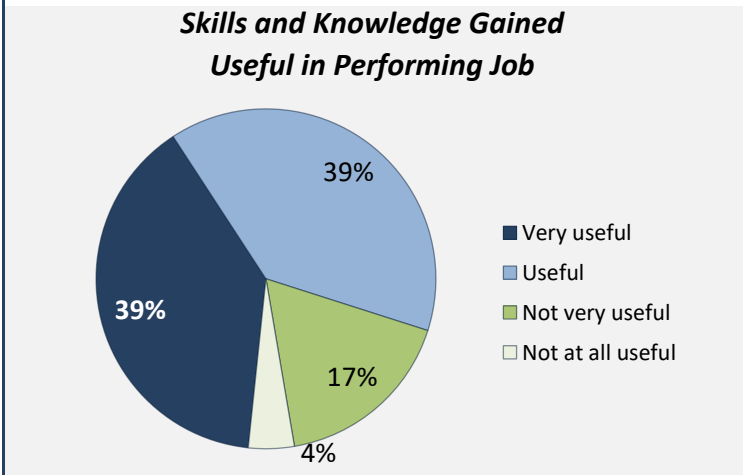
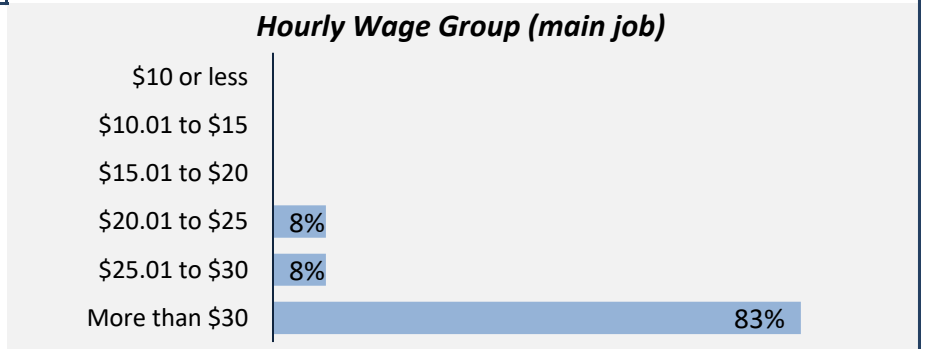
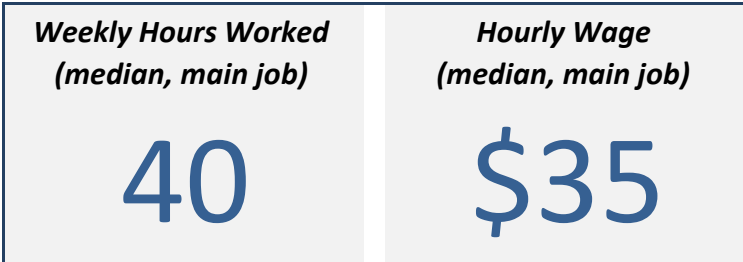
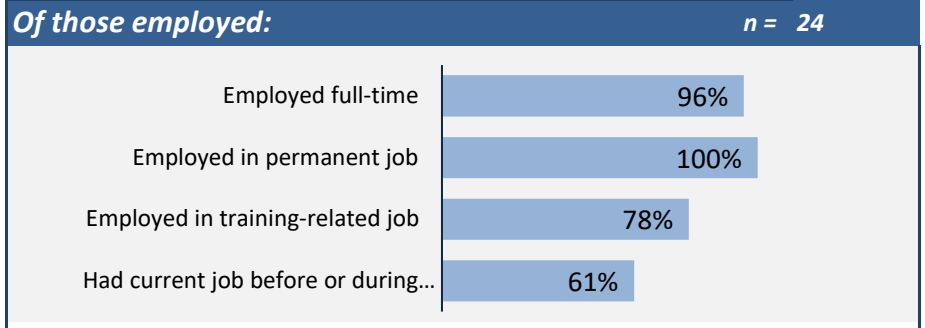
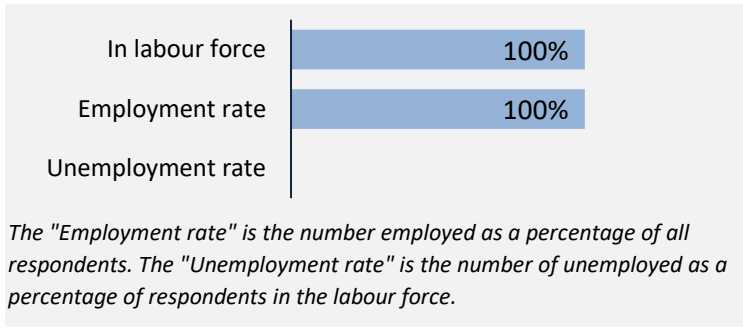
0%

Applied filters:

CPC: VCC: Paralegal - Corporate;

Cohort	73
Respondents	25
Response Rate	34%

Employment Outcomes



Top Occupations (5-digit NOC)

	# Employed	% of those employed
42200: Paralegals and related occupations	16	67%
13111: Legal administrative assistants	3	13%
XXXXX: Unclassified occupations	2	8%
51111: Authors and writers (except technical)	1	4%
13100: Administrative officers	1	4%
43202: By-law enforcement and other regulatory officers	1	4%
Total of top occupations	24	100%
Total employed	24	

Applied filters:

CPC: VCC: Paralegal - Corporate;

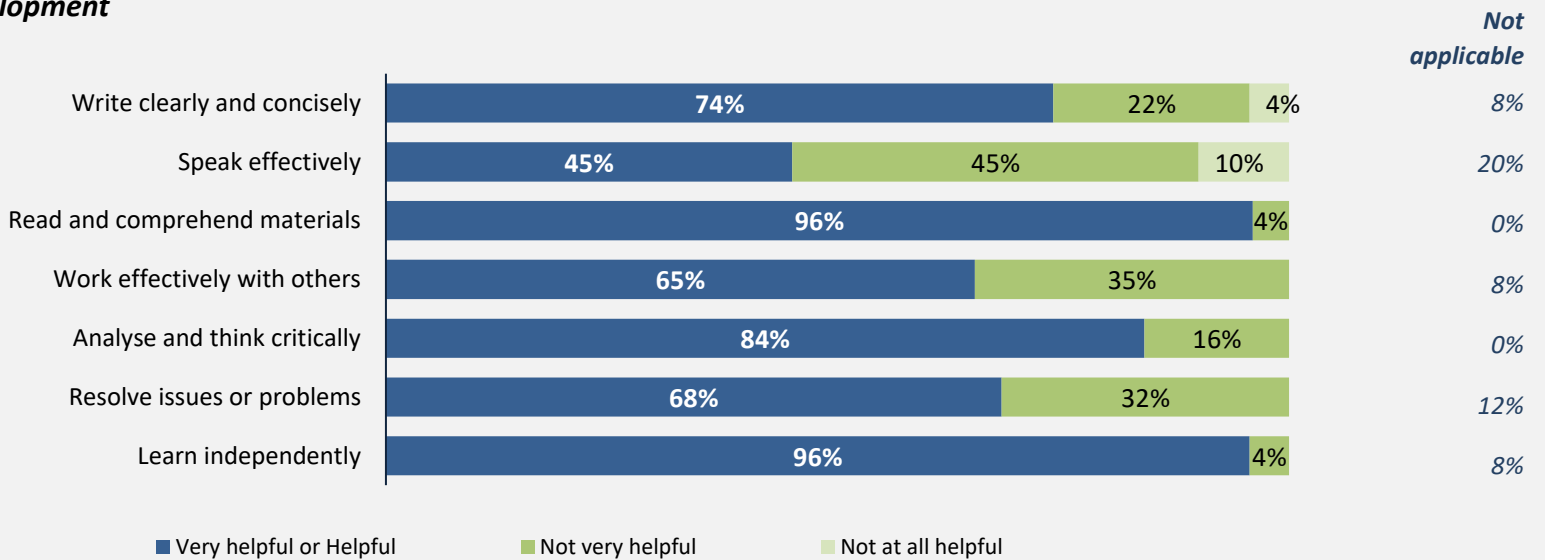
Cohort	73
Respondents	25
Response Rate	34%

Skill Development and Post-Secondary Experience

91%

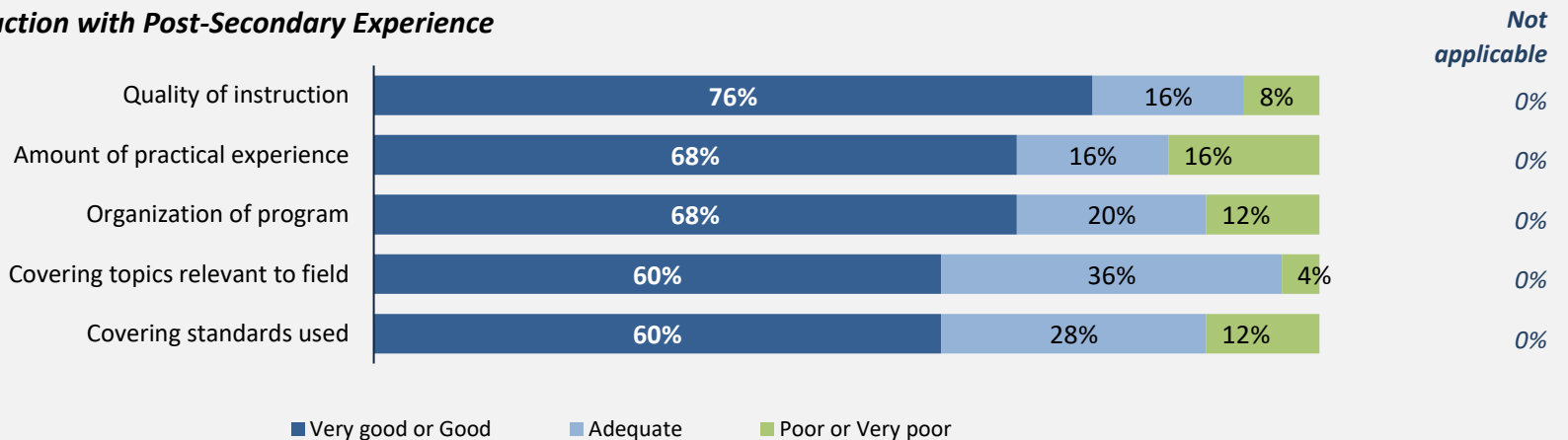
said they were very satisfied or satisfied with the education they received.

Skill Development



Percentages are based on those who gave a valid rating, excluding those who said Not applicable.

Satisfaction with Post-Secondary Experience



Percentages are based on those who gave a valid rating, excluding those who said Not applicable.

Applied filters:


CPC: VCC: Paralegal Diploma;

Cohort	43
Respondents	12
Response Rate	28%

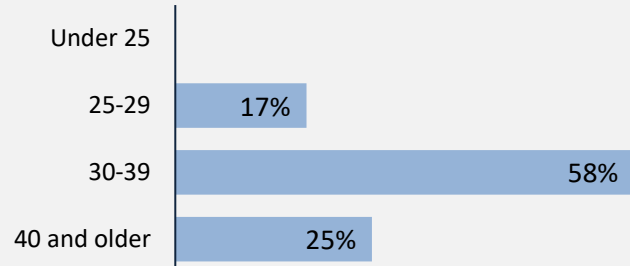
Description of Survey Respondents

Demographics

Gender



Age at the Time of the Survey



Indigenous Identity

-

Based on domestic students only.

Median Age

36

Further Education

42%

took further studies after graduating from their program

n = 5

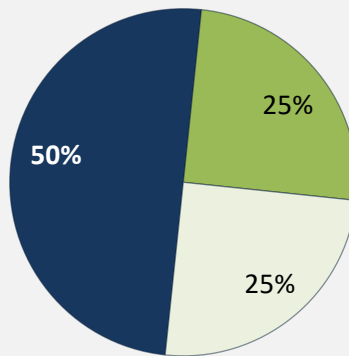
100%

of those who had taken further studies said their program prepared them well

42%

of respondents were currently studying

Further Studies Related to Program



Very related Somewhat related
 Not very related Not at all related

Of those who took further studies at a different institution:

0%

expected transfer credit
 n = 0

Of those who expected transfer credit:

-

Received transfer credit

-

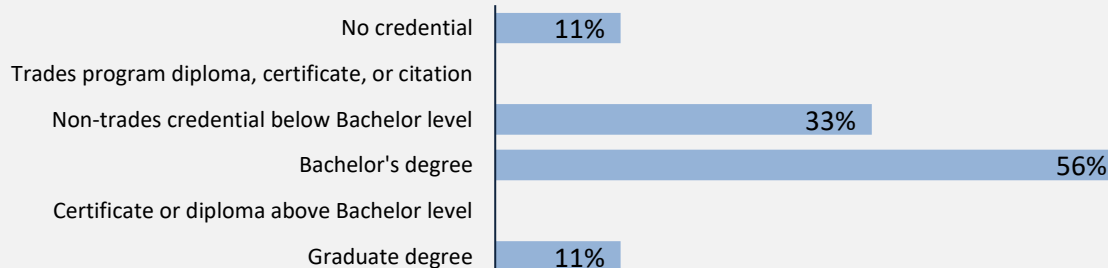
were very satisfied or satisfied with their transfer experience

Past Education

75%

of respondents had taken previous post-secondary education

n = 9



Credentials are based on those who had taken previous post-secondary education. Respondents could report more than one type of post-secondary credential.

Respondents were asked if they took ABE or ESL courses during or prior to their studies

Adult Basic Education

17%

English as a Second Language

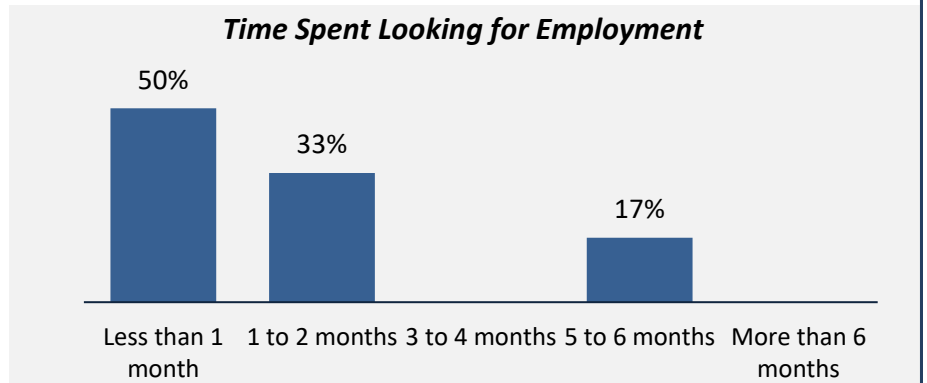
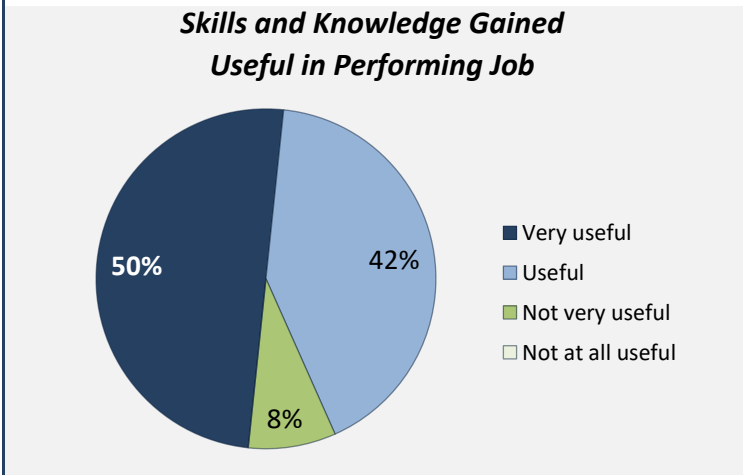
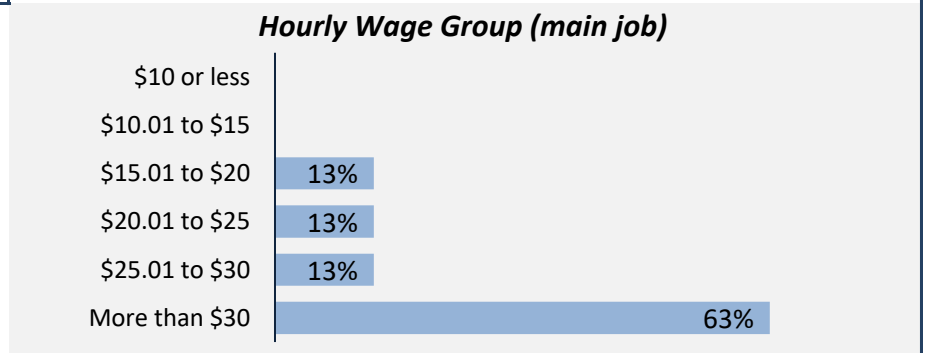
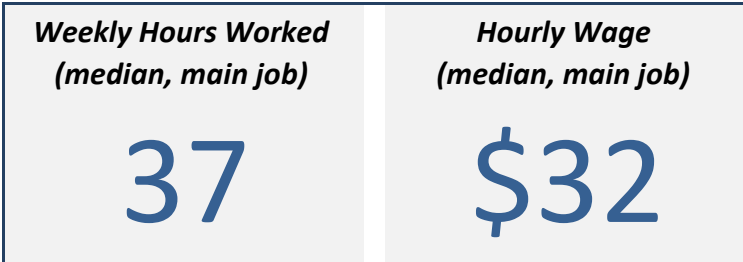
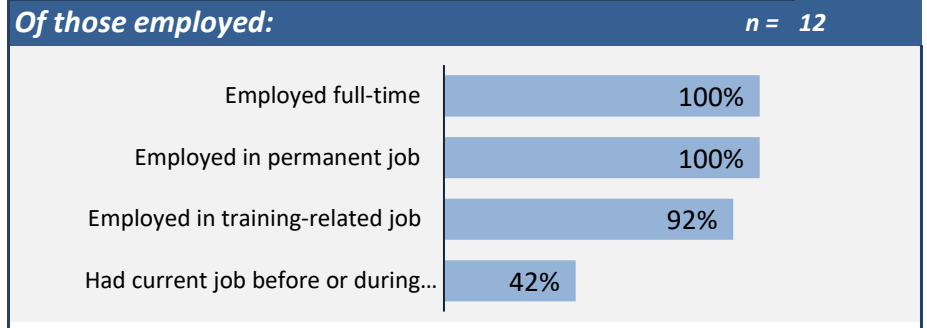
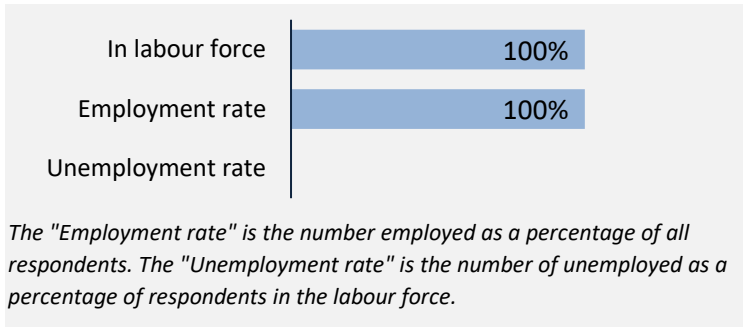
25%

Applied filters:

CPC: VCC: Paralegal Diploma;

Cohort	43
Respondents	12
Response Rate	28%

Employment Outcomes



Top Occupations (5-digit NOC)

	# Employed	% of those employed
42200: Paralegals and related occupations	7	58%
13111: Legal administrative assistants	4	33%
60020: Retail and wholesale trade managers	1	8%
Total of top occupations	12	100%
Total employed	12	

Applied filters:

CPC: VCC: Paralegal Diploma;

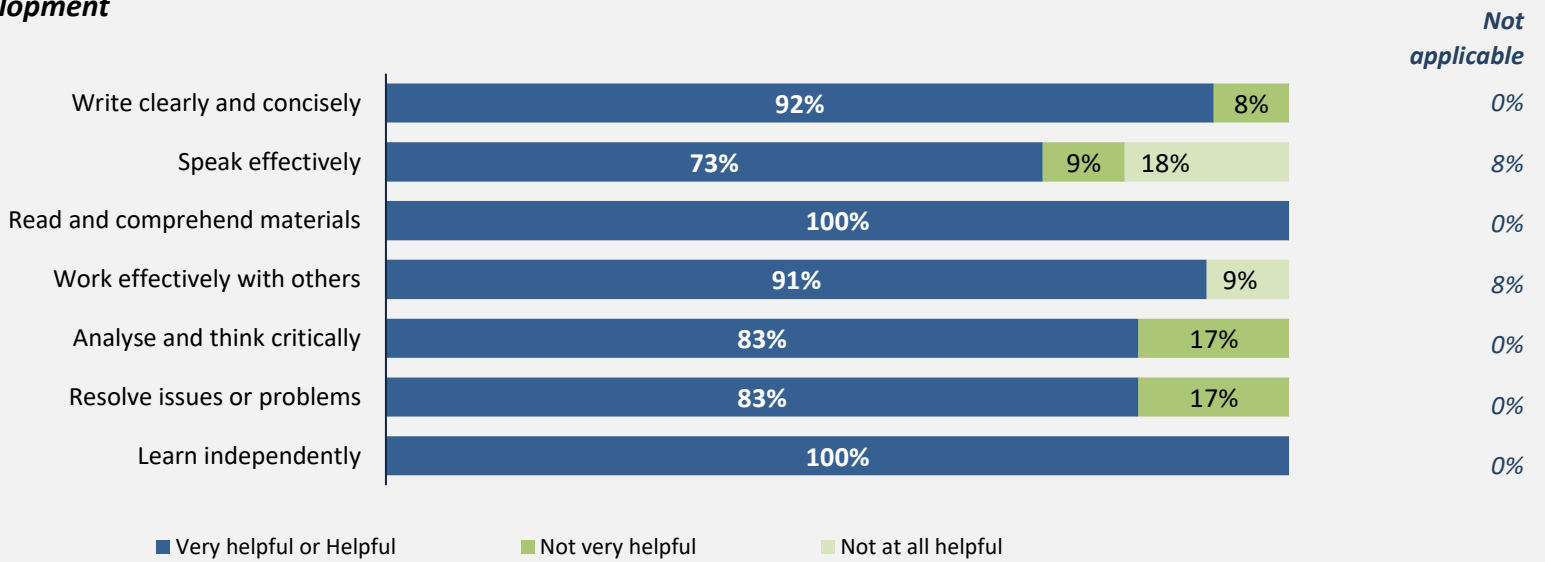
Cohort	43
Respondents	12
Response Rate	28%

Skill Development and Post-Secondary Experience

100%

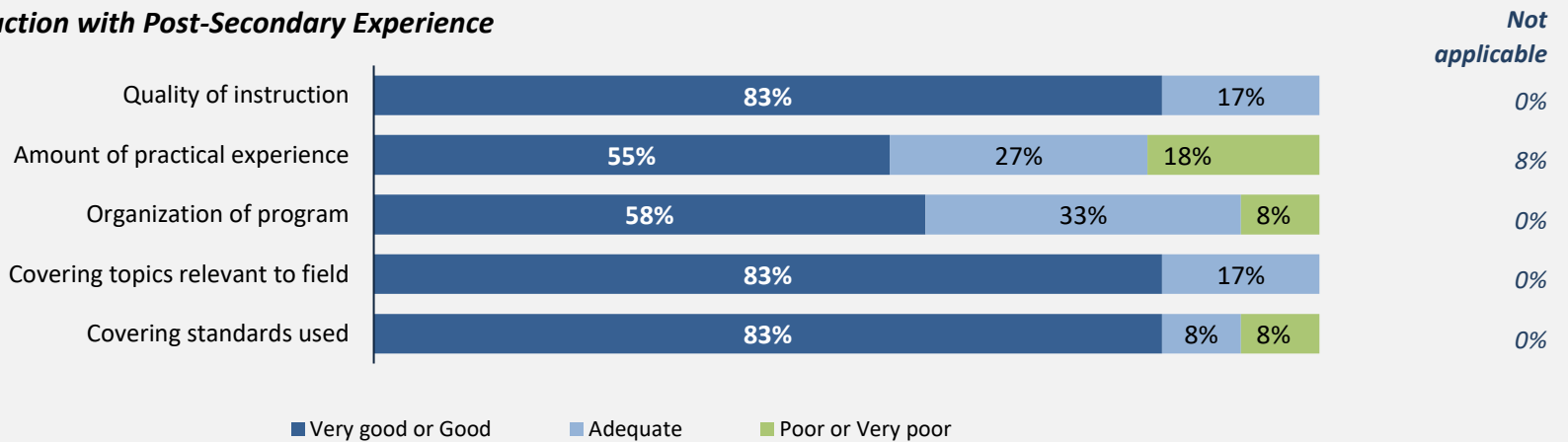
said they were very satisfied or satisfied with the education they received.

Skill Development



Percentages are based on those who gave a valid rating, excluding those who said Not applicable.

Satisfaction with Post-Secondary Experience



Percentages are based on those who gave a valid rating, excluding those who said Not applicable.

Applied filters:


CPC: VCC: Paralegal - Family and Estate;

Cohort	33
Respondents	14
Response Rate	42%


Description of Survey Respondents

Demographics

Gender



Age at the Time of the Survey



Indigenous Identity

-

Based on domestic students only.

Median Age

33

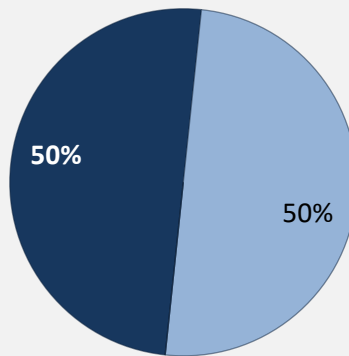
Further Education

29%

took further studies after graduating from their program

n = 4

Further Studies Related to Program



■ Very related ■ Somewhat related
■ Not very related ■ Not at all related

Of those who took further studies at a different institution:

0%

expected transfer credit
n = 0

Of those who expected transfer credit:

-

Received transfer credit

-

were very satisfied or satisfied with their transfer experience

100%

of those who had taken further studies said their program prepared them well

21%

of respondents were currently studying

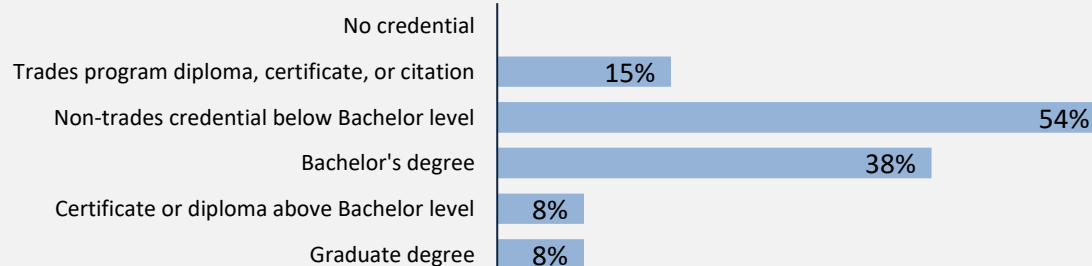
Past Education

93%

of respondents had taken previous post-secondary education

n = 13

Respondents were asked if they took ABE or ESL courses during or prior to their studies



Credentials are based on those who had taken previous post-secondary education. Respondents could report more than one type of post-secondary credential.

Adult Basic Education

0%

English as a Second Language

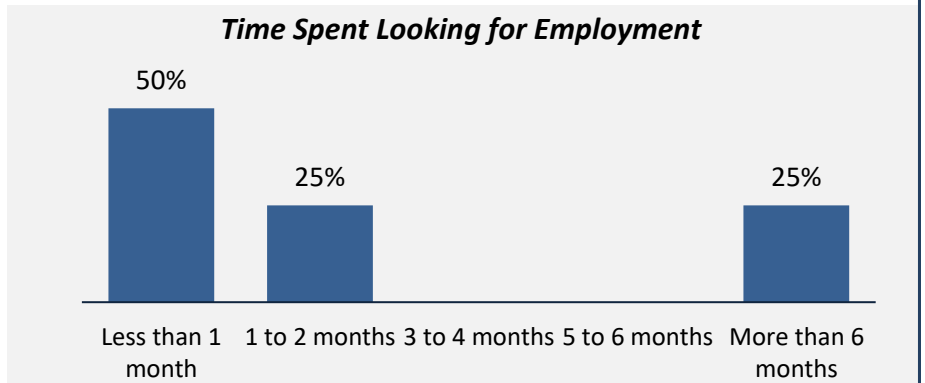
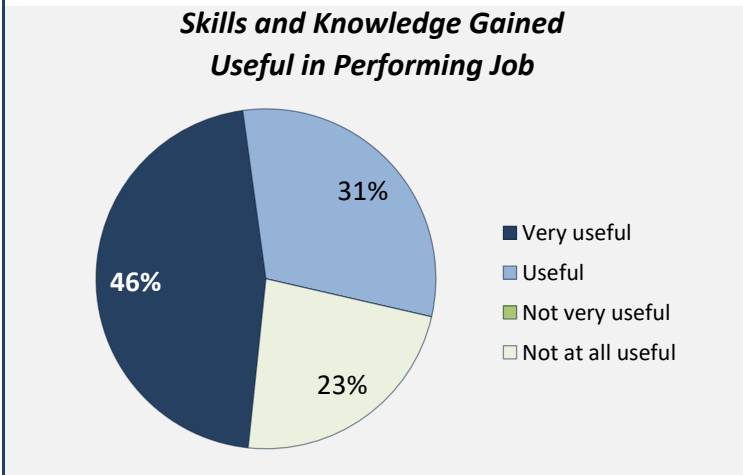
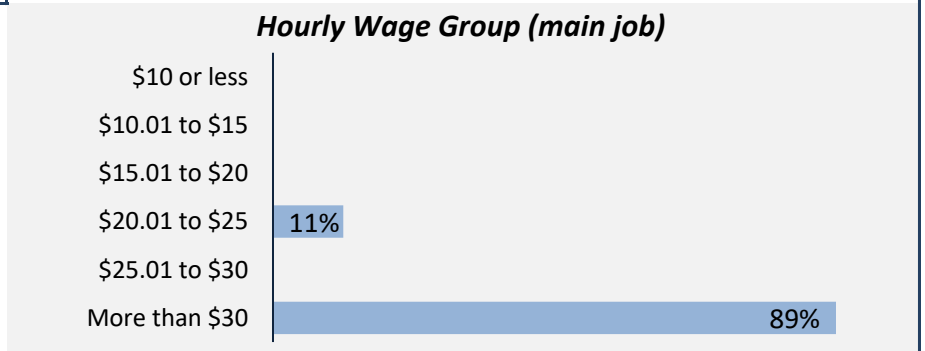
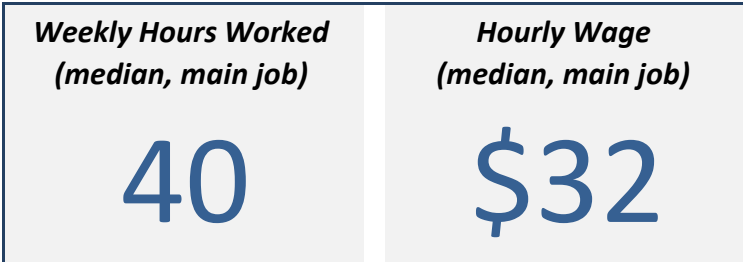
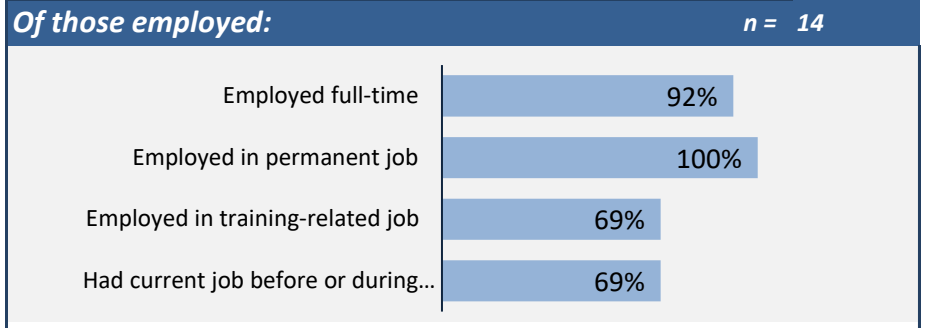
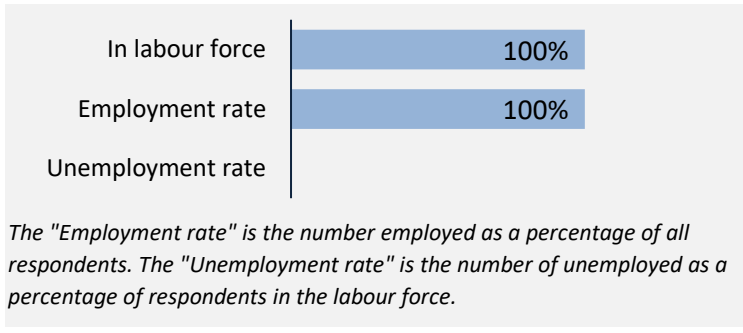
8%

Applied filters:

CPC: VCC: Paralegal - Family and Estate;

Cohort	33
Respondents	14
Response Rate	42%

Employment Outcomes



Top Occupations (5-digit NOC)

	# Employed	% of those employed
42200: Paralegals and related occupations	6	43%
13111: Legal administrative assistants	4	29%
XXXXX: Unclassified occupations	1	7%
63102: Financial sales representatives	1	7%
12100: Executive assistants	1	7%
13110: Administrative assistants	1	7%
Total of top occupations	14	100%
Total employed	14	

Applied filters:

CPC: VCC: Paralegal - Family and Estate;

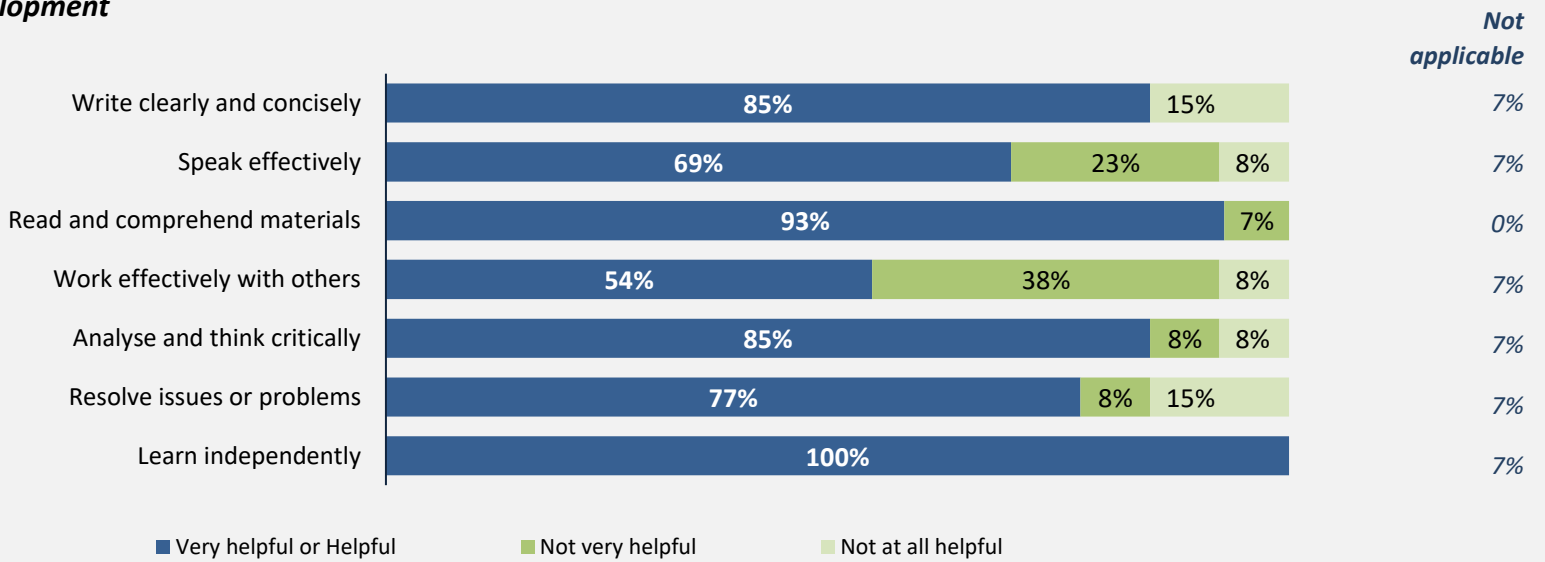
Cohort	33
Respondents	14
Response Rate	42%

Skill Development and Post-Secondary Experience

86%

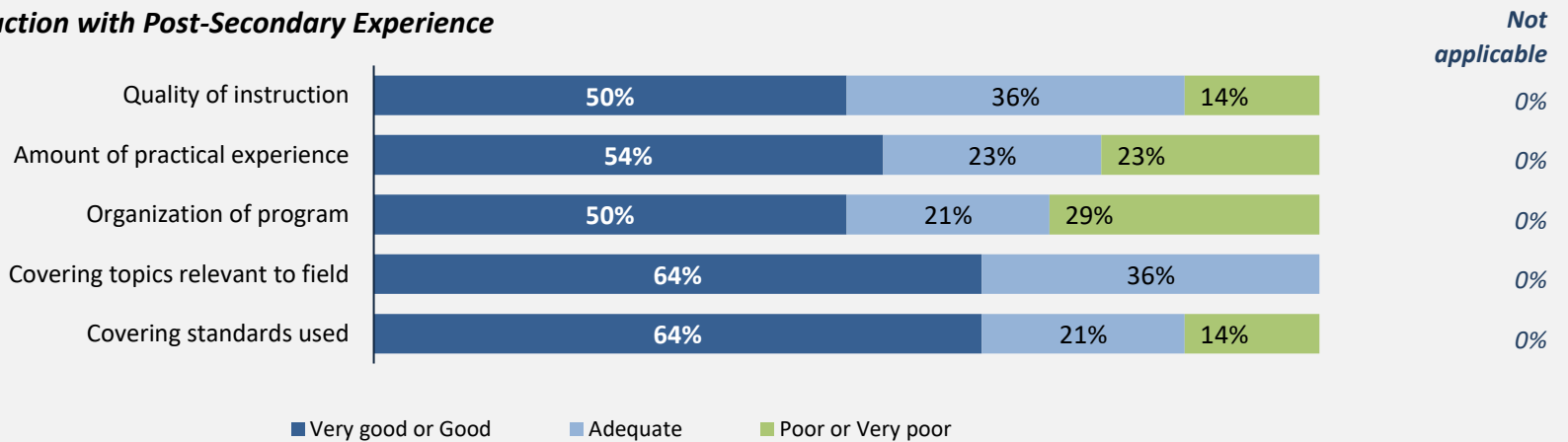
said they were very satisfied or satisfied with the education they received.

Skill Development



Percentages are based on those who gave a valid rating, excluding those who said Not applicable.

Satisfaction with Post-Secondary Experience



Percentages are based on those who gave a valid rating, excluding those who said Not applicable.

Applied filters:


CPC: VCC: Paralegal - Litigation;

Cohort	151
Respondents	55
Response Rate	36%

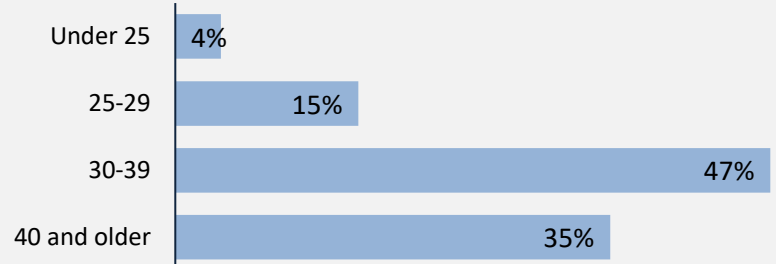
Description of Survey Respondents

Demographics

Gender



Age at the Time of the Survey



Indigenous Identity

2%

Based on domestic students only.

Median Age

33

Further Education

24%

took further studies after graduating from their program

n = 13

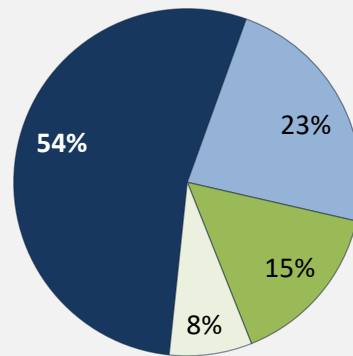
89%

of those who had taken further studies said their program prepared them well

16%

of respondents were currently studying

Further Studies Related to Program



Very related Somewhat related
 Not very related Not at all related

Of those who took further studies at a different institution:

17%

expected transfer credit
n = 1

Of those who expected transfer credit:

0%

Received transfer credit

0%

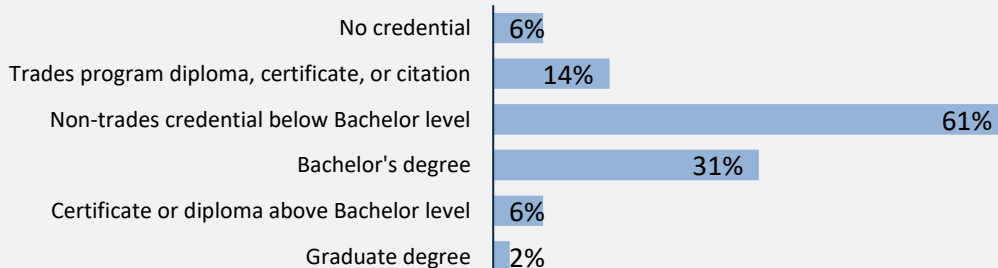
were very satisfied or satisfied with their transfer experience

Past Education

93%

of respondents had taken previous post-secondary education

n = 51



Credentials are based on those who had taken previous post-secondary education. Respondents could report more than one type of post-secondary credential.

Respondents were asked if they took ABE or ESL courses during or prior to their studies

Adult Basic Education

0%

English as a Second Language

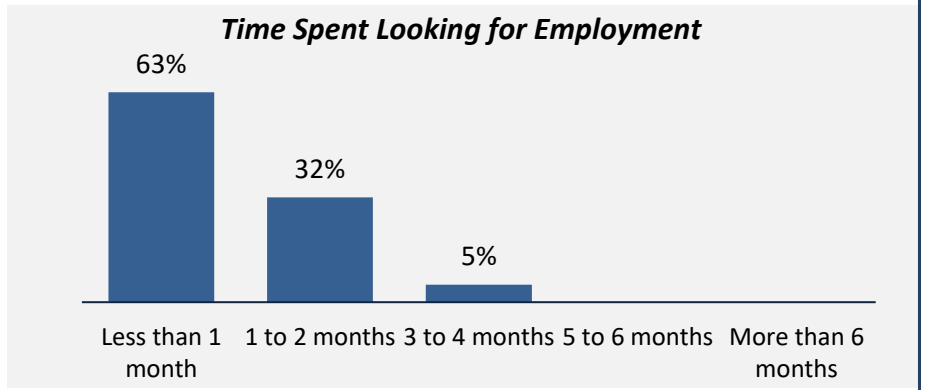
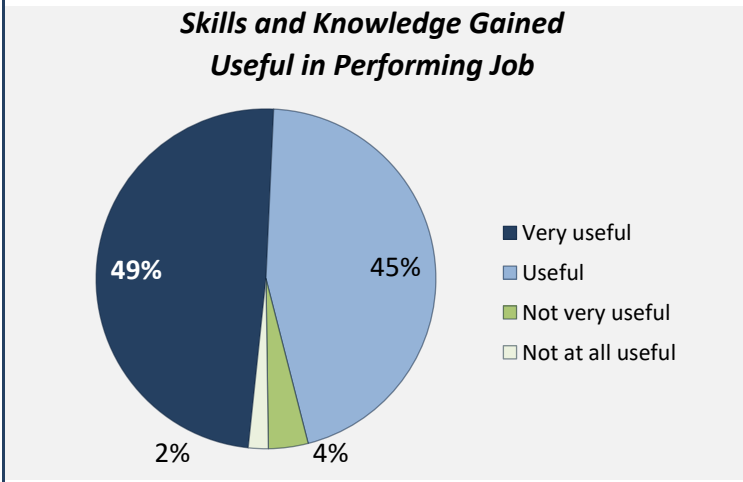
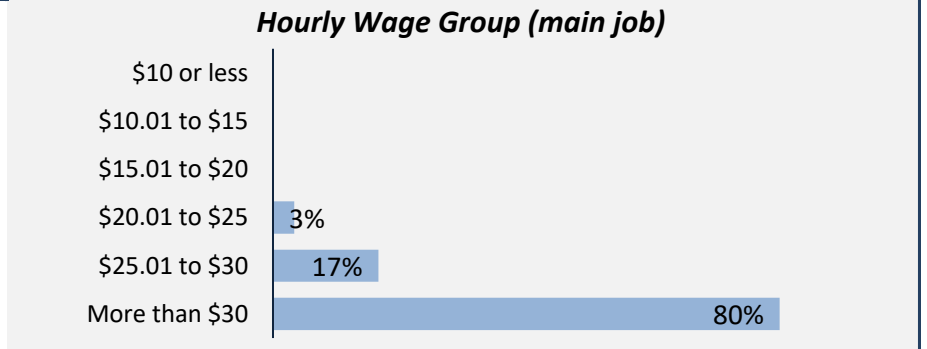
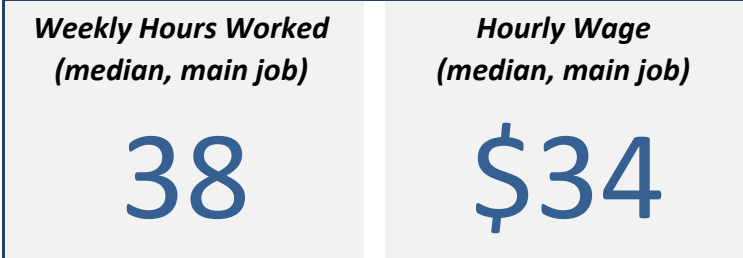
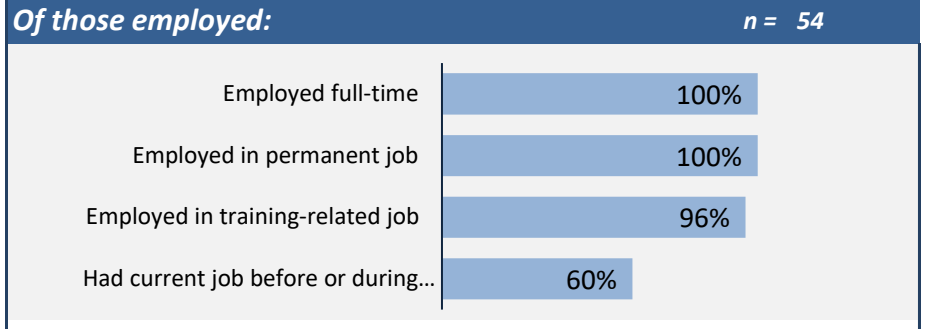
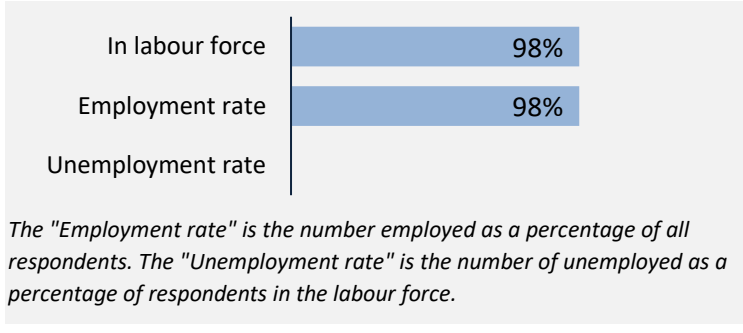
6%

Applied filters:

CPC: VCC: Paralegal - Litigation;

Cohort	151
Respondents	55
Response Rate	36%

Employment Outcomes



Top Occupations (5-digit NOC)

	# Employed	% of those employed
42200: Paralegals and related occupations	31	57%
13111: Legal administrative assistants	18	33%
XXXXX: Unclassified occupations	2	4%
11201: Professional occupations in business management consulting	1	2%
10029: Other business services managers	1	2%
14301: Correspondence, publication and regulatory clerks	1	2%
Total of top occupations	54	100%
Total employed	54	

Applied filters:

CPC: VCC: Paralegal - Litigation;

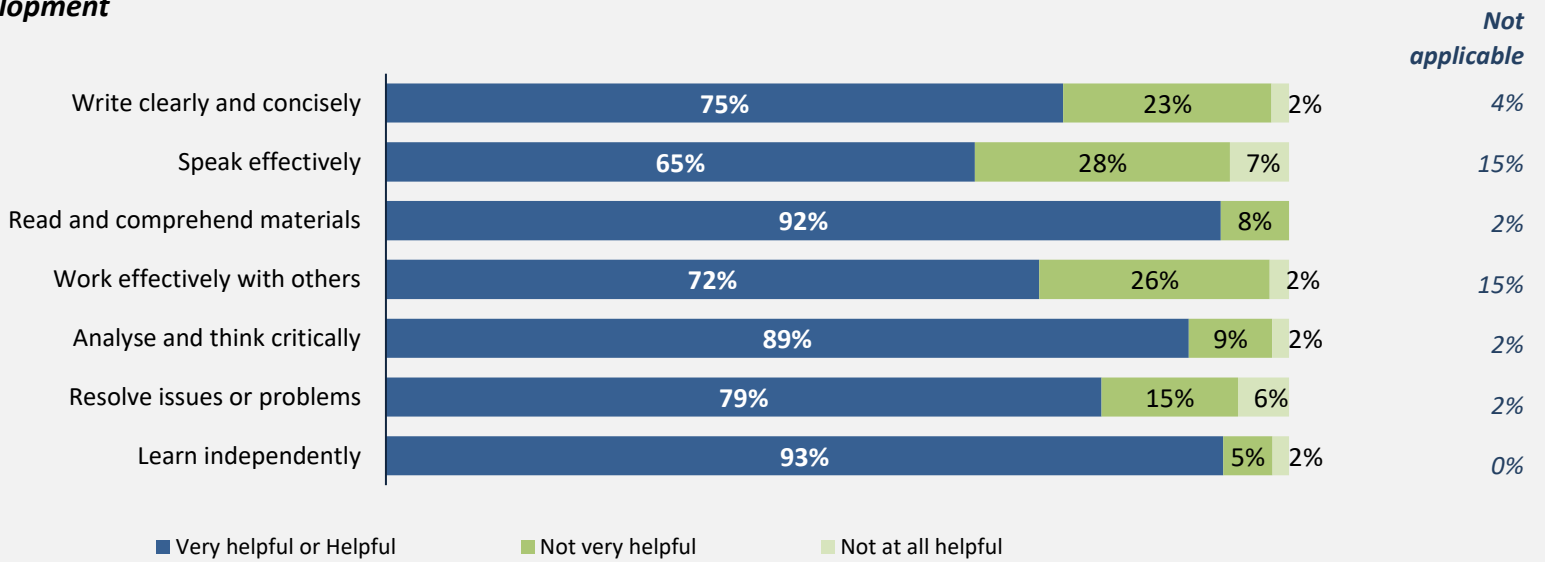
Cohort	151
Respondents	55
Response Rate	36%

Skill Development and Post-Secondary Experience

93%

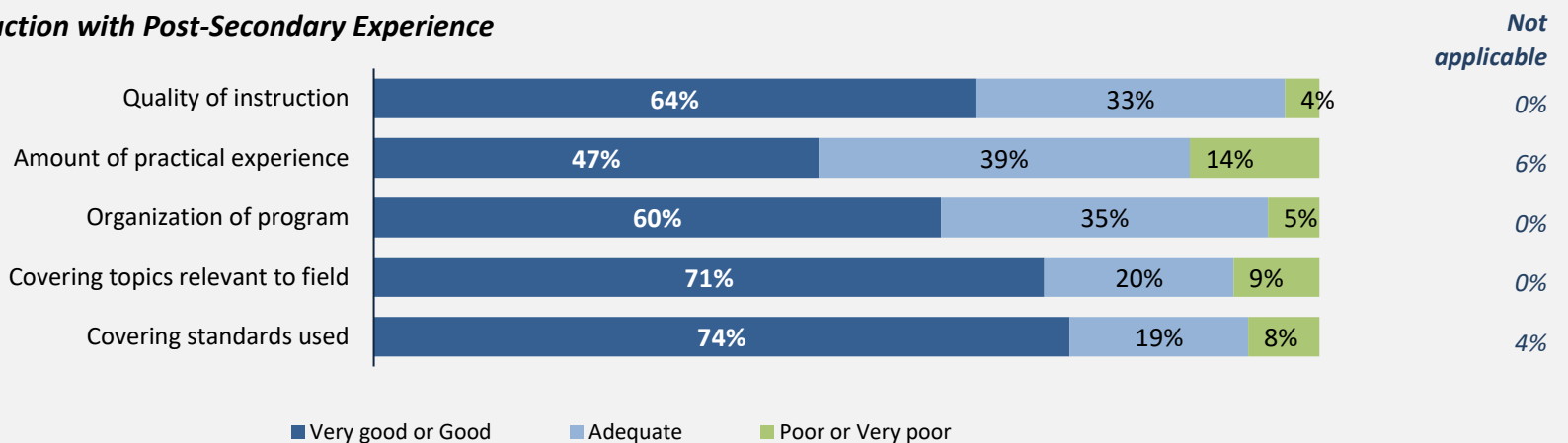
said they were very satisfied or satisfied with the education they received.

Skill Development



Percentages are based on those who gave a valid rating, excluding those who said Not applicable.

Satisfaction with Post-Secondary Experience



Percentages are based on those who gave a valid rating, excluding those who said Not applicable.