

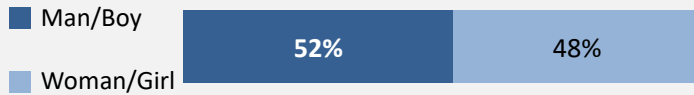
Applied filters:  
 CPC: VCC: Music;

Cohort 46  
 Respondents 24  
 Response Rate 52%

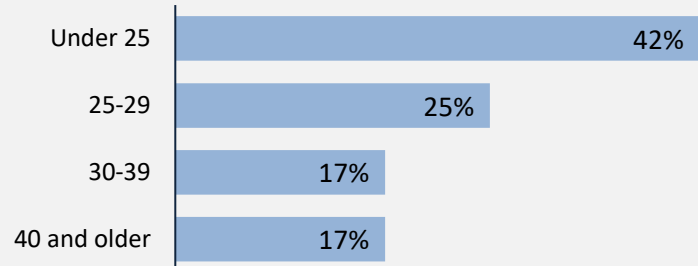
## Description of Survey Respondents

### Demographics

#### Gender



#### Age at the Time of the Survey



#### Indigenous Identity

5%

Based on domestic students only.

#### Median Age

27

### Further Education

71%

took further studies after graduating from their program  
 n = 17

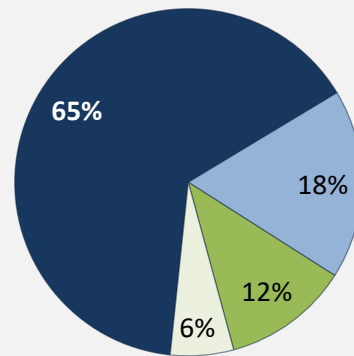
85%

of those who had taken further studies said their program prepared them well

71%

of respondents were currently studying

#### Further Studies Related to Program



Very related      Somewhat related  
 Not very related      Not at all related

#### Of those who took further studies at a different institution:

100%

expected transfer credit  
 n = 3

#### Of those who expected transfer credit:

67%

Received transfer credit

67%

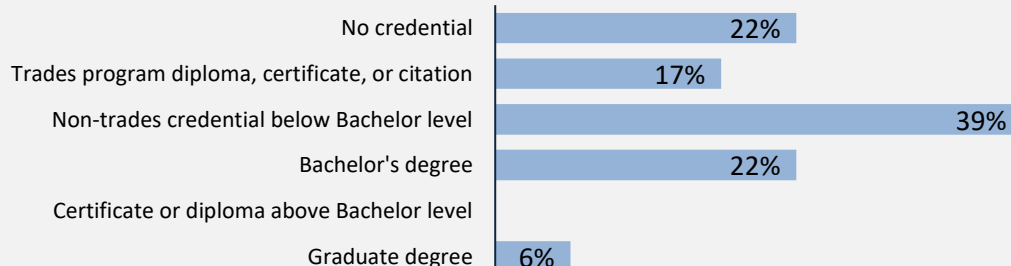
were very satisfied or satisfied with their transfer experience

### Past Education

79%

of respondents had taken previous post-secondary education

n = 19



Credentials are based on those who had taken previous post-secondary education.  
 Respondents could report more than one type of post-secondary credential.

Respondents were asked if they took ABE or ESL courses during or prior to their studies

#### Adult Basic Education

5%

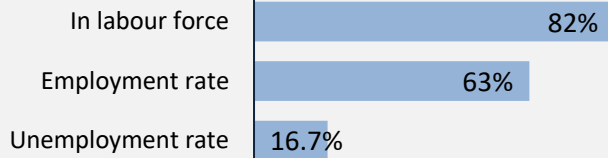
#### English as a Second Language

9%

Applied filters:  
 CPC: VCC: Music;


Cohort 46  
 Respondents 24  
 Response Rate 52%

## Employment Outcomes



The "Employment rate" is the number employed as a percentage of all respondents. The "Unemployment rate" is the number of unemployed as a percentage of respondents in the labour force.

### Of those employed: n = 15



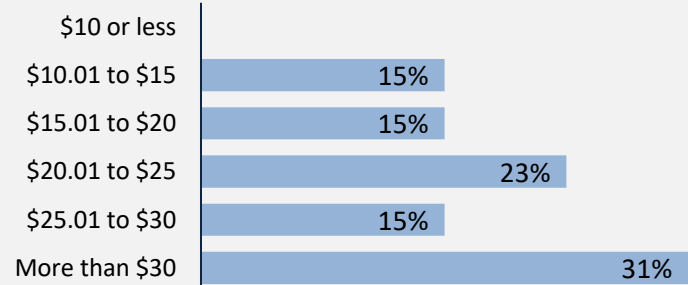
**Weekly Hours Worked**  
 (median, main job)

20

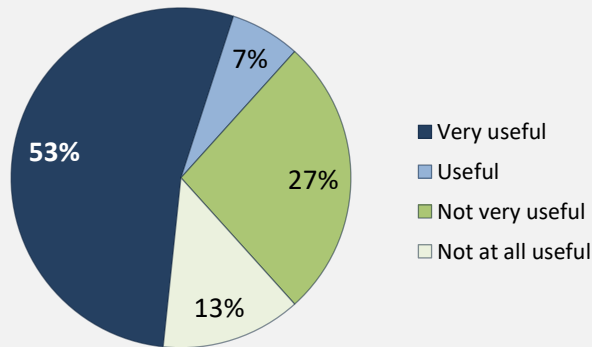
**Hourly Wage**  
 (median, main job)

\$25

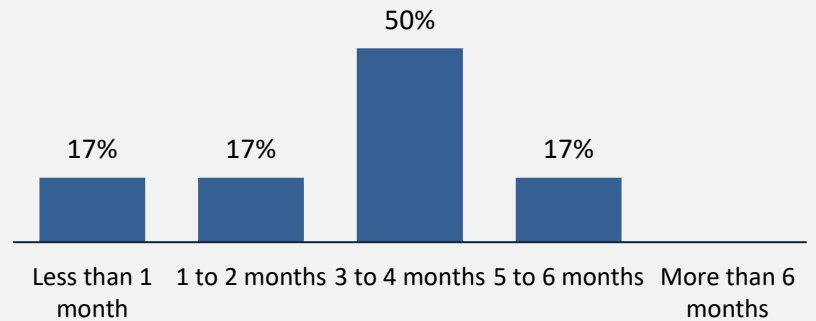
### Hourly Wage Group (main job)



### Skills and Knowledge Gained Useful in Performing Job



### Time Spent Looking for Employment



### Top Occupations (5-digit NOC)

	# Employed	% of those employed
51122: Musicians and singers	7	47%
14100: General office support workers	1	7%
51114: Translators, terminologists and interpreters	1	7%
65100: Cashiers	1	7%
65201: Food counter attendants, kitchen helpers and related support occupations	1	7%
65329: Other service support occupations	1	7%
73201: General building maintenance workers and building superintendents	1	7%
52119: Other technical and coordinating occupations in motion pictures, broadcasting and the performing arts	1	7%
62100: Technical sales specialists - wholesale trade	1	7%
<b>Total of top occupations</b>	<b>15</b>	<b>100%</b>
<b>Total employed</b>	<b>15</b>	

Applied filters:  
 CPC: VCC: Music;

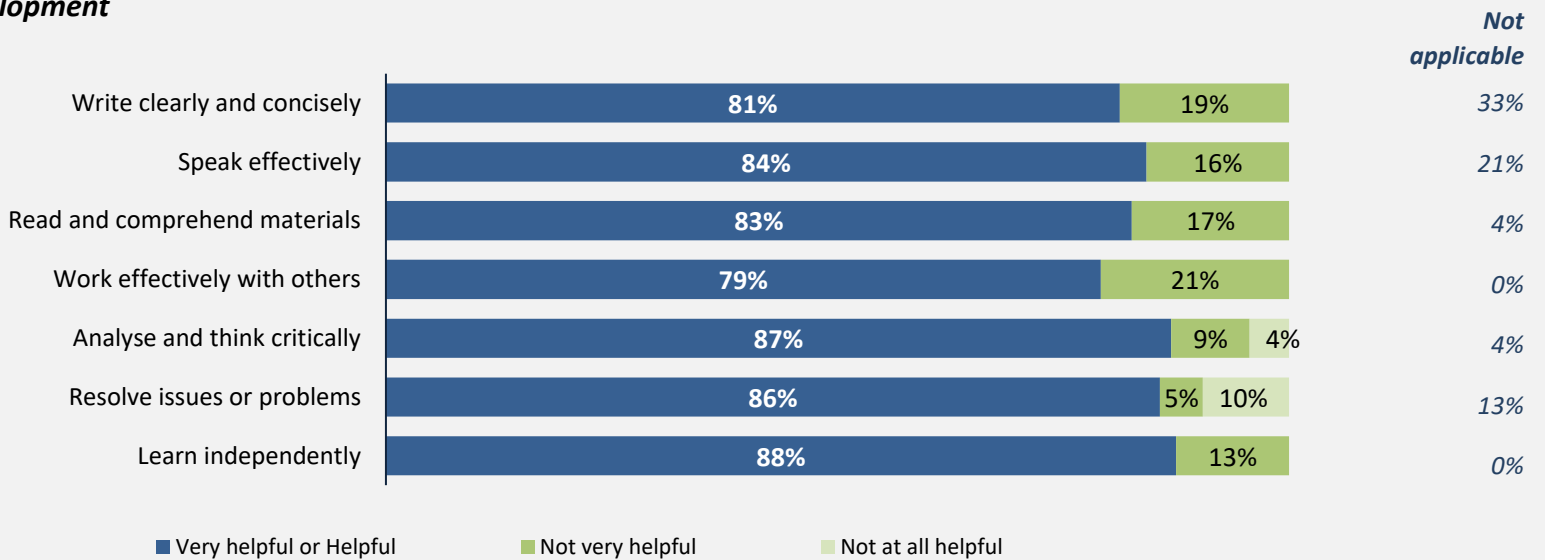
Cohort 46  
 Respondents 24  
 Response Rate 52%

## Skill Development and Post-Secondary Experience

91%

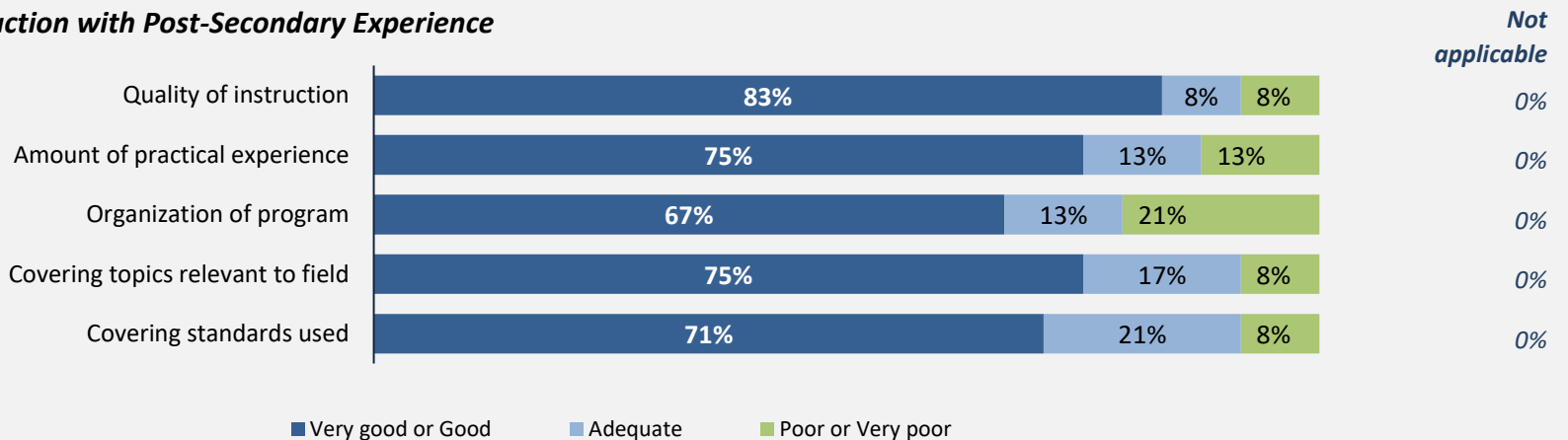
said they were very satisfied or satisfied with the education they received.

### Skill Development



Percentages are based on those who gave a valid rating, excluding those who said Not applicable.

### Satisfaction with Post-Secondary Experience



Percentages are based on those who gave a valid rating, excluding those who said Not applicable.

**Applied filters:**


CPC: VCC: Music-Composition/Arranging;

<b>Cohort</b>	<b>2</b>
<b>Respondents</b>	<b>1</b>
<b>Response Rate</b>	<b>50%</b>


## Description of Survey Respondents

### Demographics

#### Gender



#### Age at the Time of the Survey



#### Indigenous Identity

-

*Based on domestic students only.*

#### Median Age

**25**

### Further Education

**100%**

took further studies after graduating from their program

*n = 1*

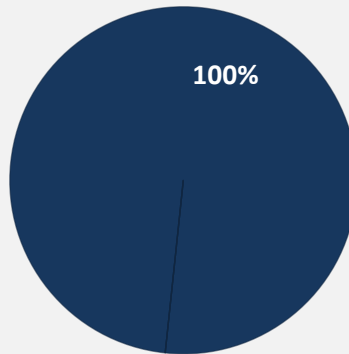
**100%**

of those who had taken further studies said their program prepared them well

**100%**

of respondents were currently studying

#### Further Studies Related to Program



■ Very related      ■ Somewhat related  
■ Not very related      ■ Not at all related

#### Of those who took further studies at a different institution:

-

expected transfer credit  
*n = -*

#### Of those who expected transfer credit:

-

Received transfer credit

-

were very satisfied or satisfied with their transfer experience

### Past Education

**0%**

of respondents had taken previous post-secondary education

*n = 0*

Respondents were asked if they took ABE or ESL courses during or prior to their studies

#### Adult Basic Education

**0%**

#### English as a Second Language

**0%**

- No credential
- Trades program diploma, certificate, or citation
- Non-trades credential below Bachelor level
- Bachelor's degree
- Certificate or diploma above Bachelor level
- Graduate degree

*Credentials are based on those who had taken previous post-secondary education. Respondents could report more than one type of post-secondary credential.*

**Applied filters:**

CPC: VCC: Music-Composition/Arranging;

<b>Cohort</b>	<b>2</b>
<b>Respondents</b>	<b>1</b>
<b>Response Rate</b>	<b>50%</b>

## Employment Outcomes

In labour force
Employment rate
Unemployment rate

The "Employment rate" is the number employed as a percentage of all respondents. The "Unemployment rate" is the number of unemployed as a percentage of respondents in the labour force.

Of those employed:	n = -
Employed full-time	
Employed in permanent job	
Employed in training-related job	
Had current job before or during...	

<b>Weekly Hours Worked (median, main job)</b>  	<b>Hourly Wage (median, main job)</b>  
---	---

Hourly Wage Group (main job)
\$10 or less
\$10.01 to \$15
\$15.01 to \$20
\$20.01 to \$25
\$25.01 to \$30
More than \$30

Skills and Knowledge Gained  
Useful in Performing Job

	Very useful
	Useful
	Not very useful
	Not at all useful

Time Spent Looking for Employment

Less than 1 month	1 to 2 months	3 to 4 months	5 to 6 months	More than 6 months
-------------------	---------------	---------------	---------------	--------------------

Top Occupations (5-digit NOC)	
	# Employed
	% of those employed
	-
	-
	-
	-
	-
	-
	-
	-
	-
	-
<i>Total of top occupations</i>	-
<i>Total employed</i>	-
	0%

**Applied filters:**

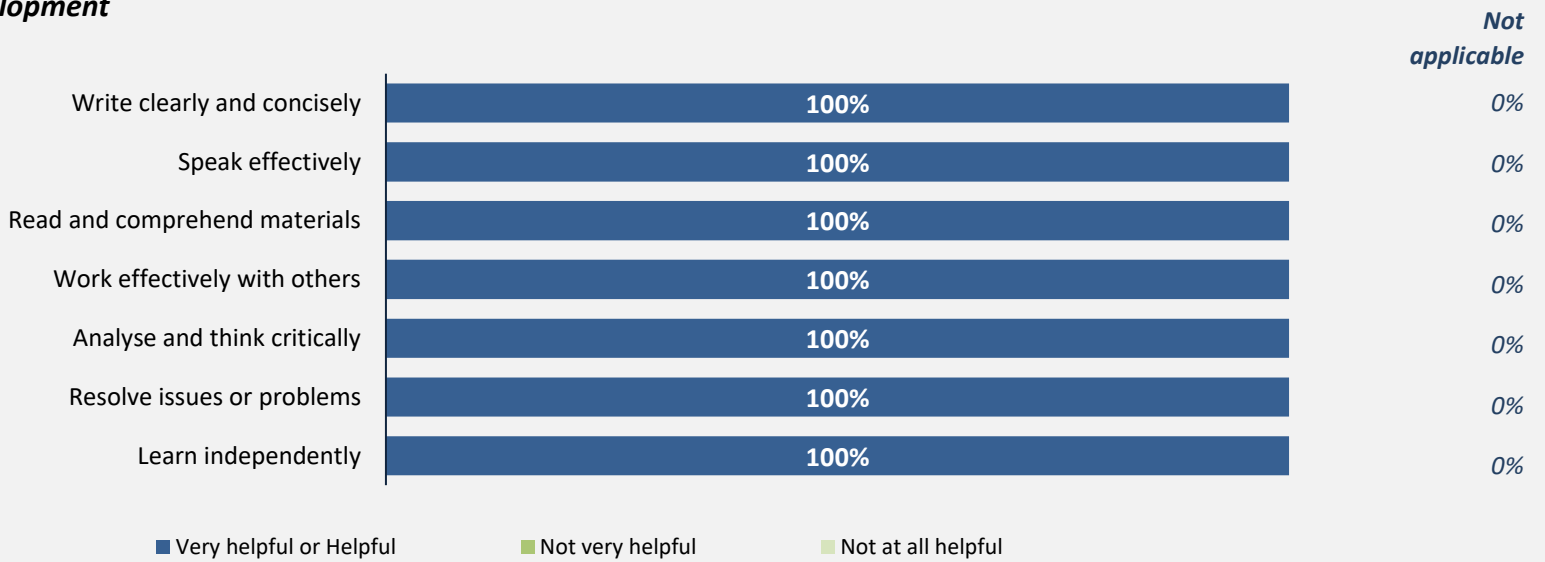
CPC: VCC: Music-Composition/Arranging;

Cohort	2
Respondents	1
Response Rate	50%

## Skill Development and Post-Secondary Experience

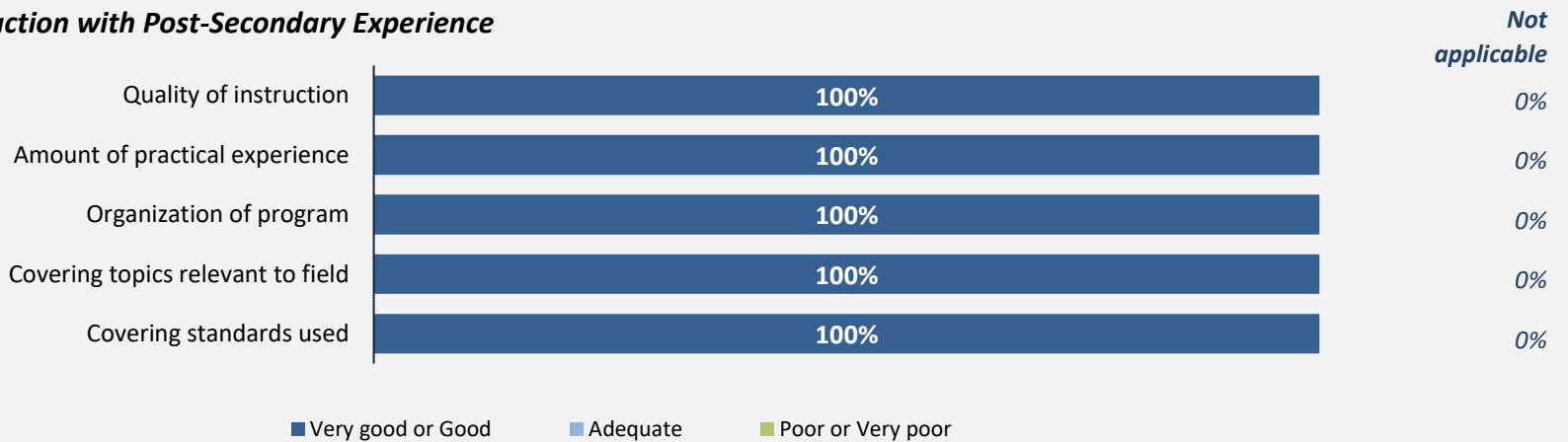
**100%** said they were very satisfied or satisfied with the education they received.

### Skill Development



Percentages are based on those who gave a valid rating, excluding those who said Not applicable.

### Satisfaction with Post-Secondary Experience



Percentages are based on those who gave a valid rating, excluding those who said Not applicable.

**Applied filters:**


CPC: VCC: Music-Instrumental Studies;

Cohort	2
Respondents	2
Response Rate	100%


## Description of Survey Respondents

### Demographics

#### Gender



#### Age at the Time of the Survey



#### Indigenous Identity

-

*Based on domestic students only.*

#### Median Age

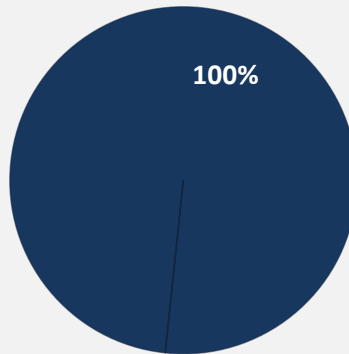
39

### Further Education

100%

took further studies after graduating from their program  
*n = 2*

#### Further Studies Related to Program



■ Very related      ■ Somewhat related  
■ Not very related      ■ Not at all related

#### Of those who took further studies at a different institution:

0%

expected transfer credit  
*n = 0*

#### Of those who expected transfer credit:

-

Received transfer credit

-

were very satisfied or satisfied with their transfer experience

100%

of those who had taken further studies said their program prepared them well

100%

of respondents were currently studying

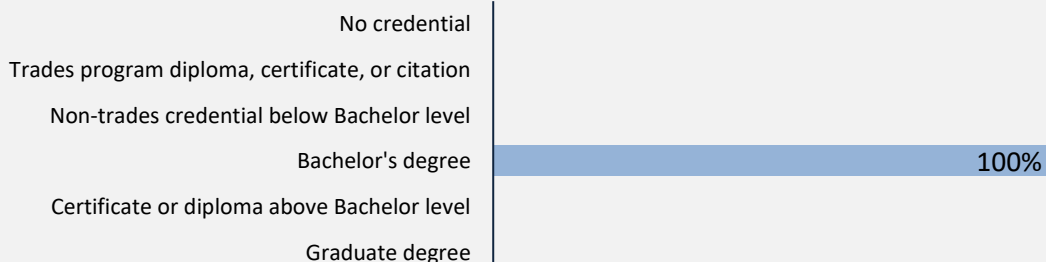
### Past Education

50%

of respondents had taken previous post-secondary education

*n = 1*

Respondents were asked if they took ABE or ESL courses during or prior to their studies



*Credentials are based on those who had taken previous post-secondary education. Respondents could report more than one type of post-secondary credential.*

#### Adult Basic Education

0%

#### English as a Second Language

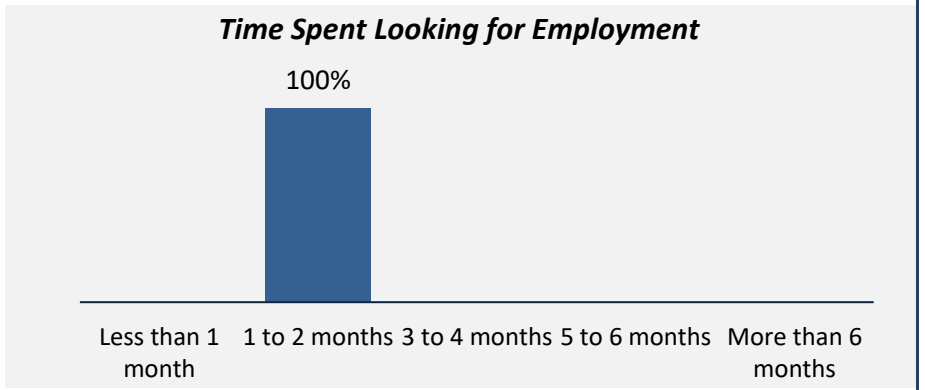
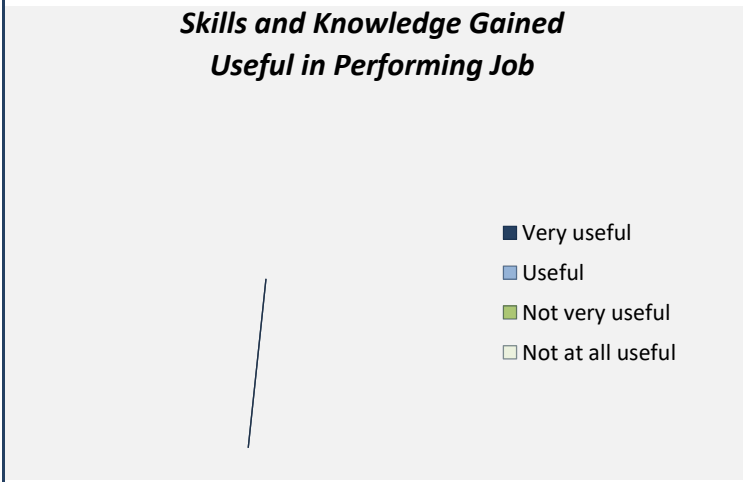
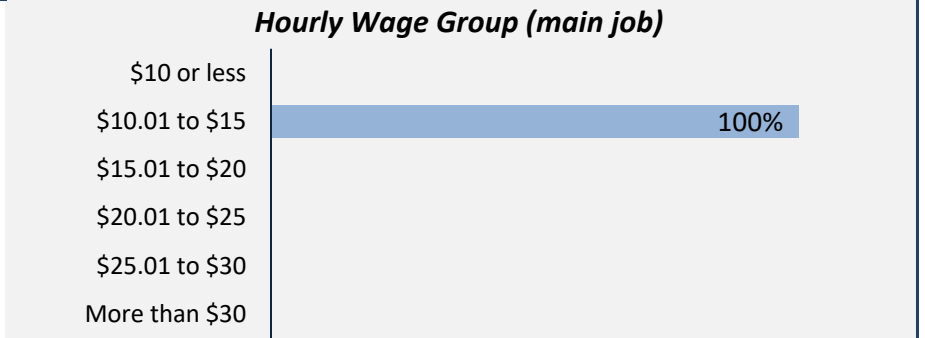
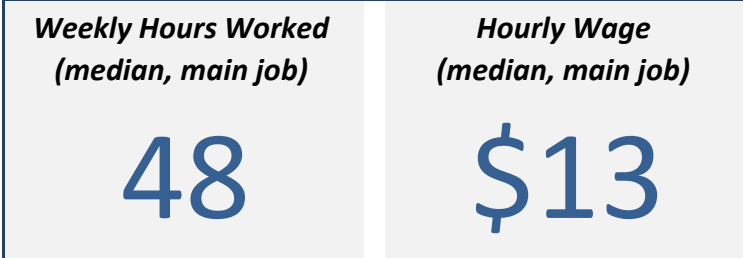
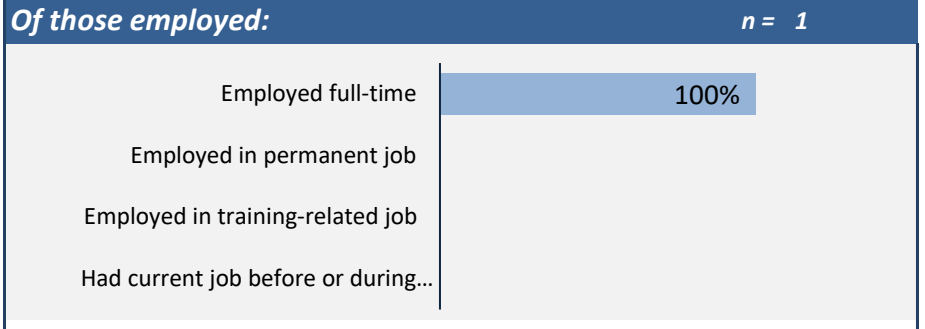
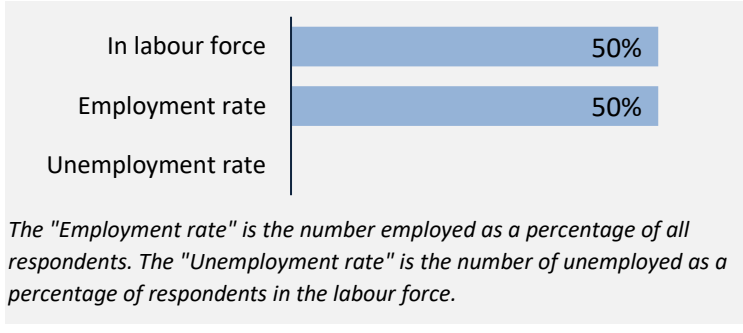
50%

**Applied filters:**

CPC: VCC: Music-Instrumental Studies;

Cohort	2
Respondents	2
Response Rate	100%

### Employment Outcomes



**Top Occupations (5-digit NOC)**

	# Employed	% of those employed
64410: Security guards and related security service occupations	1	100%
<i>Total of top occupations</i>		
	1	100%
<i>Total employed</i>		
	1	



**Applied filters:**

CPC: VCC: Music-Instrumental Studies;

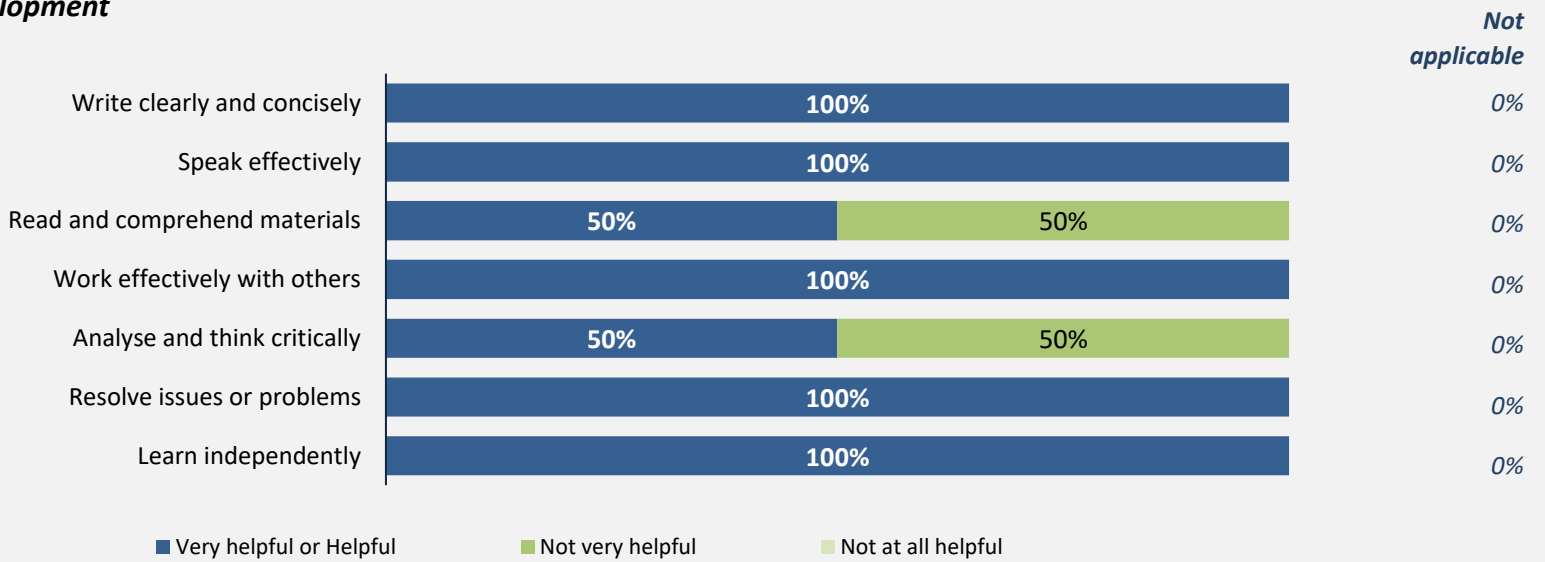
Cohort	2
Respondents	2
Response Rate	100%

## Skill Development and Post-Secondary Experience

**100%**

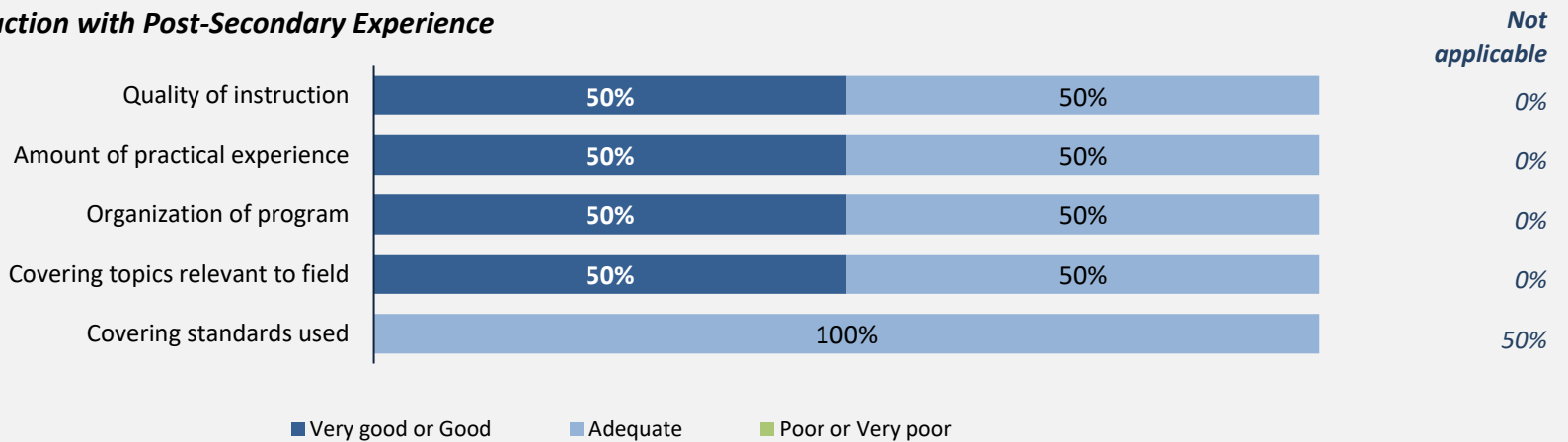
said they were very satisfied or satisfied with the education they received.

### Skill Development



Percentages are based on those who gave a valid rating, excluding those who said Not applicable.

### Satisfaction with Post-Secondary Experience



Percentages are based on those who gave a valid rating, excluding those who said Not applicable.

**Applied filters:**

CPC: VCC: Music-Jazz & Contemporary Voice;

Cohort 1  
 Respondents 1  
 Response Rate 100%

## Description of Survey Respondents

### Demographics

#### Gender



#### Age at the Time of the Survey



#### Indigenous Identity

-

*Based on domestic students only.*

#### Median Age

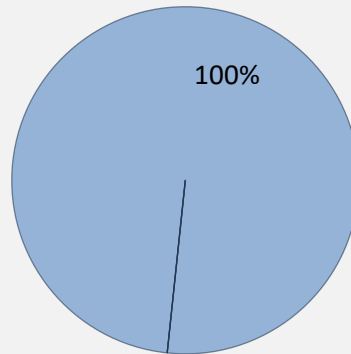
21

### Further Education

100%

took further studies after graduating from their program  
*n = 1*

#### Further Studies Related to Program



Very related  
 Somewhat related  
 Not very related  
 Not at all related

#### Of those who took further studies at a different institution:

0%

expected transfer credit  
*n = 0*

#### Of those who expected transfer credit:

-

Received transfer credit

-

were very satisfied or satisfied with their transfer experience

-  
 of those who had taken further studies said their program prepared them well

100%

of respondents were currently studying

### Past Education

0%

of respondents had taken previous post-secondary education

*n = 0*

Respondents were asked if they took ABE or ESL courses during or prior to their studies

#### Adult Basic Education

0%

#### English as a Second Language

0%

- No credential
- Trades program diploma, certificate, or citation
- Non-trades credential below Bachelor level
- Bachelor's degree
- Certificate or diploma above Bachelor level
- Graduate degree

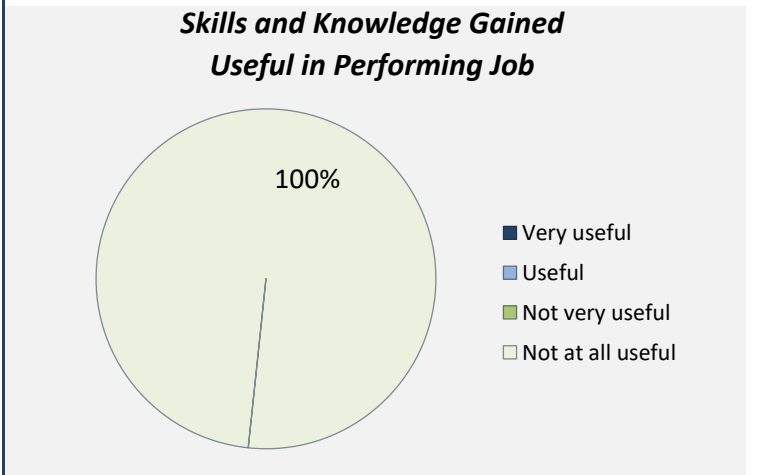
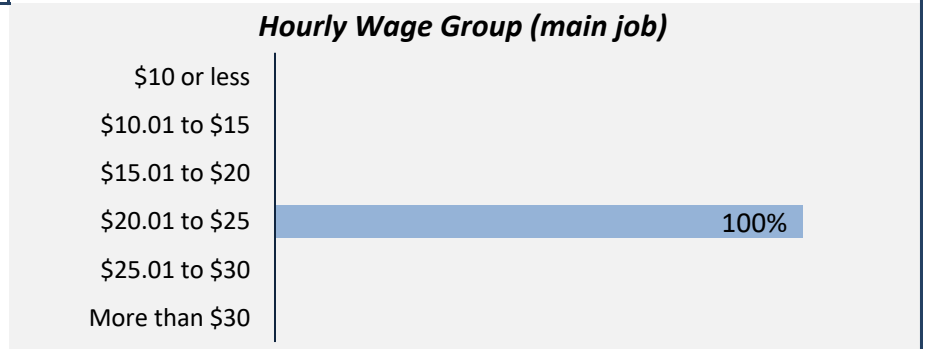
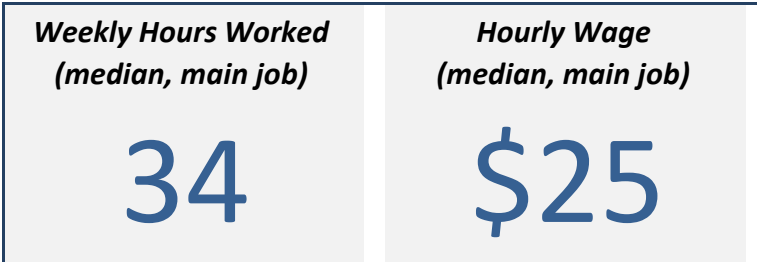

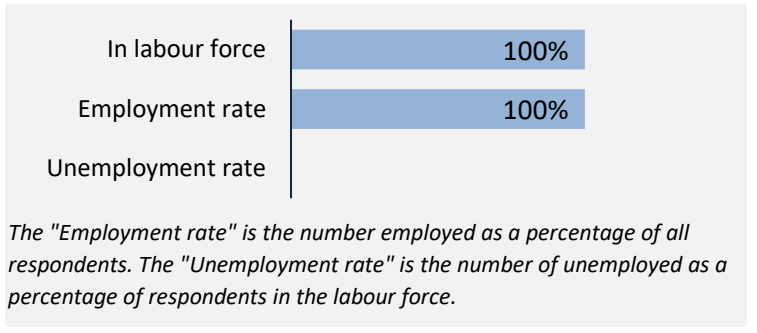
*Credentials are based on those who had taken previous post-secondary education. Respondents could report more than one type of post-secondary credential.*

**Applied filters:**

CPC: VCC: Music-Jazz & Contemporary Voice;

Cohort 1  
 Respondents 1  
 Response Rate 100%

## Employment Outcomes



### Top Occupations (5-digit NOC)

	# Employed	% of those employed
64100: Retail salespersons and visual merchandisers	1	100%
<i>Total of top occupations</i>	1	100%
<i>Total employed</i>	1	

**Applied filters:**

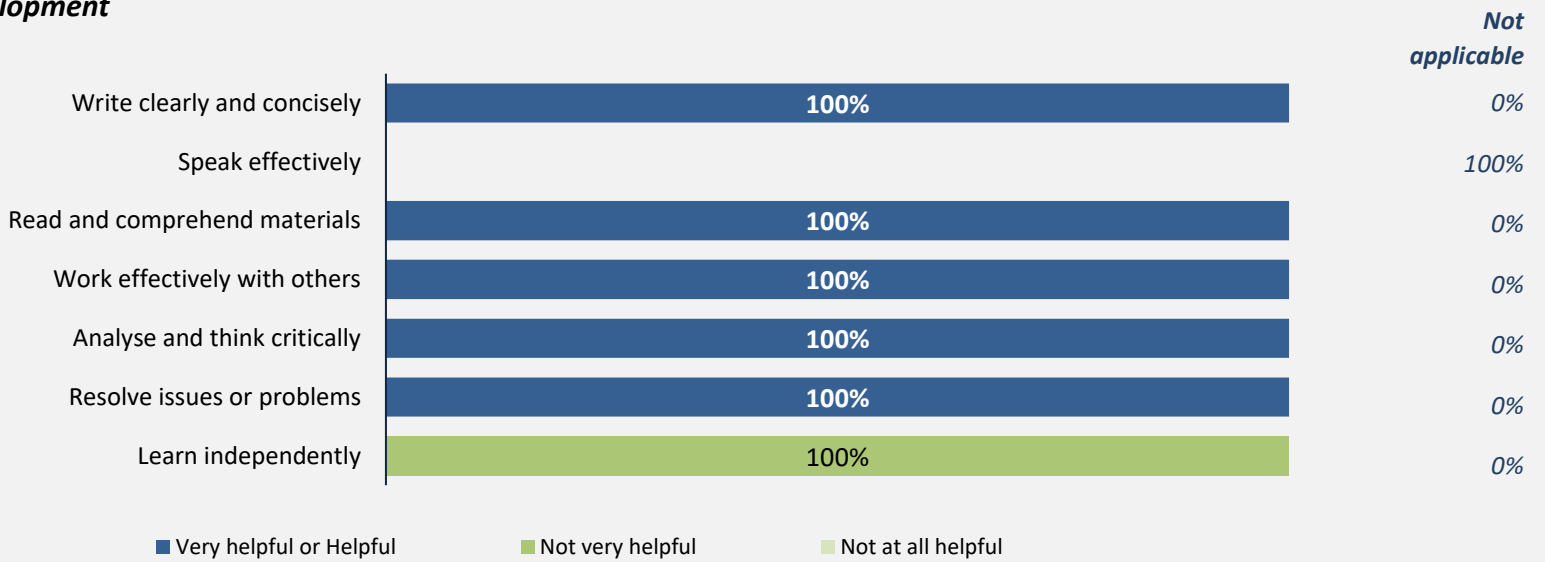
CPC: VCC: Music-Jazz & Contemporary Voice;

Cohort	1
Respondents	1
Response Rate	100%

## Skill Development and Post-Secondary Experience

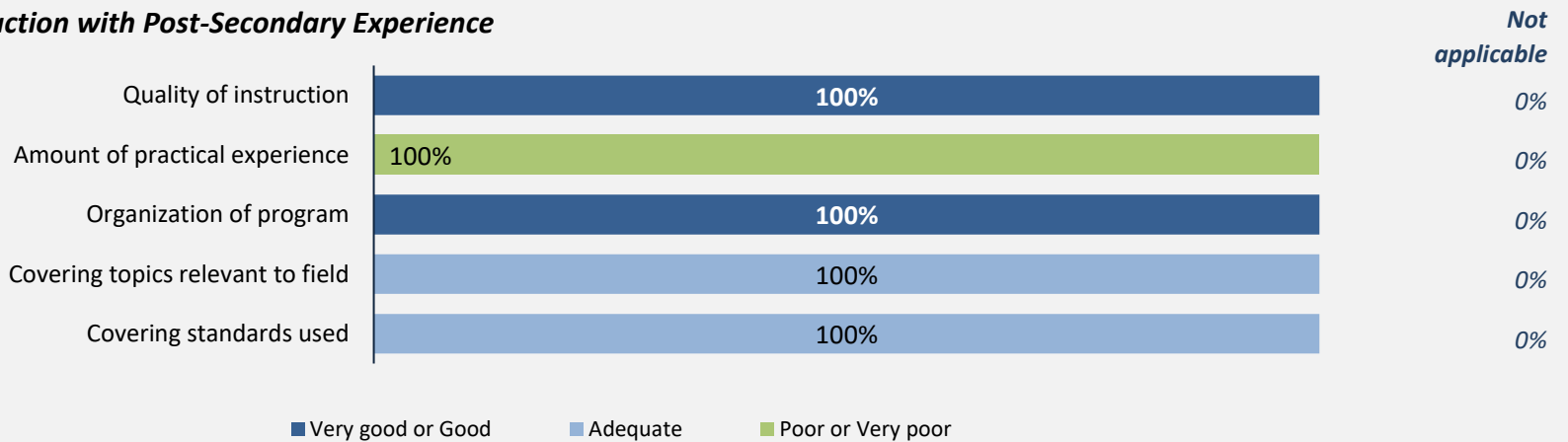
**100%** said they were very satisfied or satisfied with the education they received.

### Skill Development



Percentages are based on those who gave a valid rating, excluding those who said Not applicable.

### Satisfaction with Post-Secondary Experience



Percentages are based on those who gave a valid rating, excluding those who said Not applicable.

**Applied filters:**

CPC: VCC: Music-Jazz & Contemporary Instrumental;

Cohort 8  
 Respondents 3  
 Response Rate 38%


## Description of Survey Respondents

### Demographics

#### Gender



#### Age at the Time of the Survey



#### Indigenous Identity

-

Based on domestic students only.

#### Median Age

30

### Further Education

100%

took further studies after graduating from their program  
 n = 2

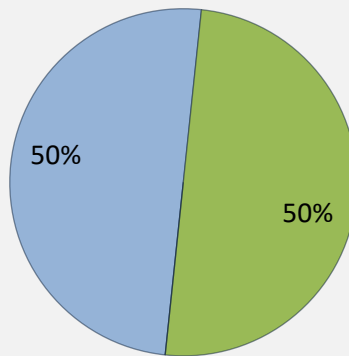
100%

of those who had taken further studies said their program prepared them well

67%

of respondents were currently studying

#### Further Studies Related to Program



Very related, Somewhat related, Not very related, Not at all related

#### Of those who took further studies at a different institution:

-  
 expected transfer credit  
 n = -


#### Of those who expected transfer credit:

-  
 Received transfer credit

-  
 were very satisfied or satisfied with their transfer experience

### Past Education

100% of respondents had taken previous post-secondary education n = 3



Credentials are based on those who had taken previous post-secondary education. Respondents could report more than one type of post-secondary credential.

Respondents were asked if they took ABE or ESL courses during or prior to their studies

#### Adult Basic Education

33%

#### English as a Second Language

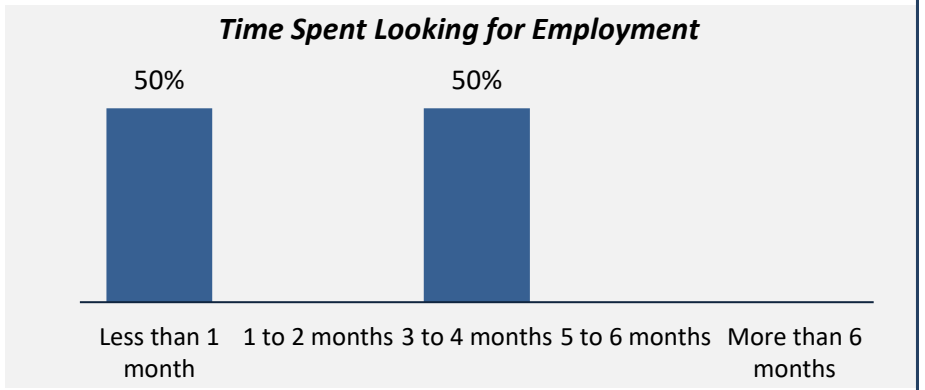
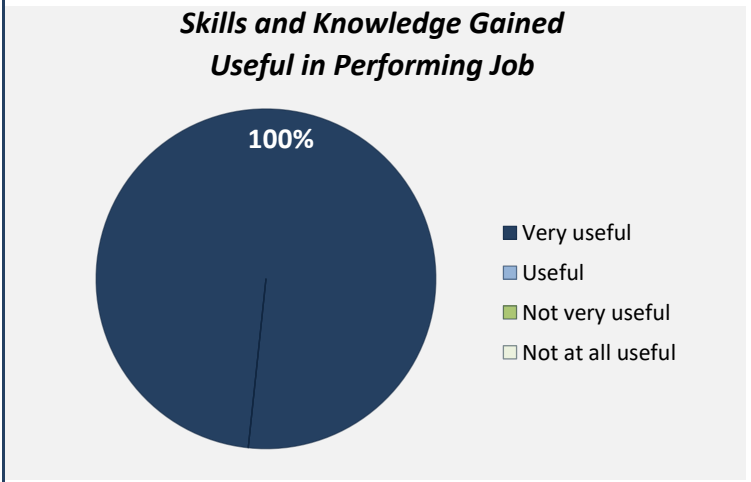
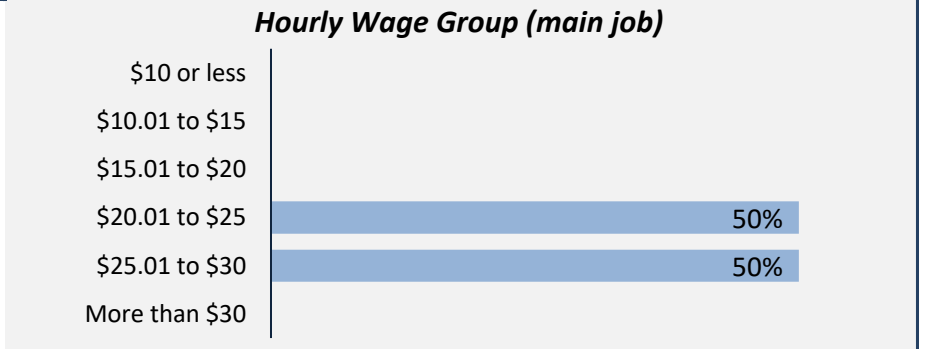
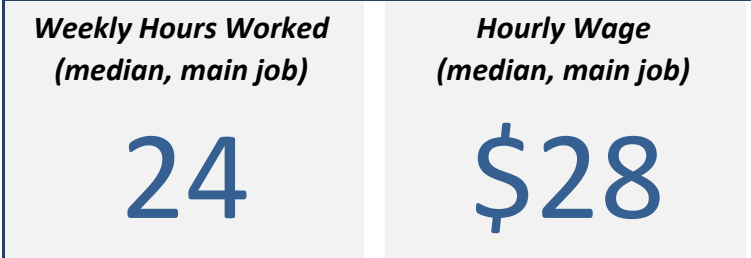
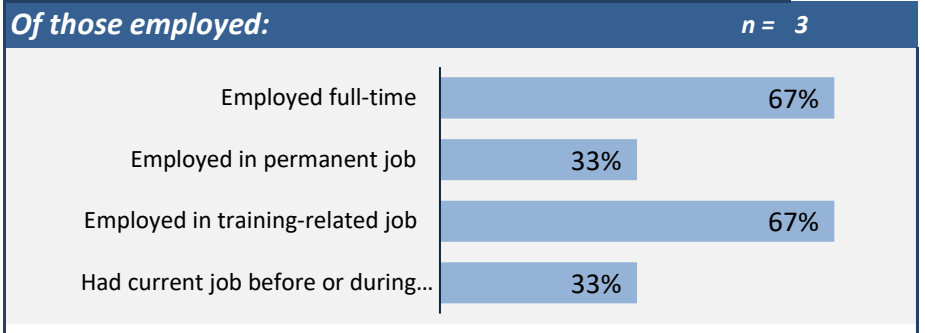
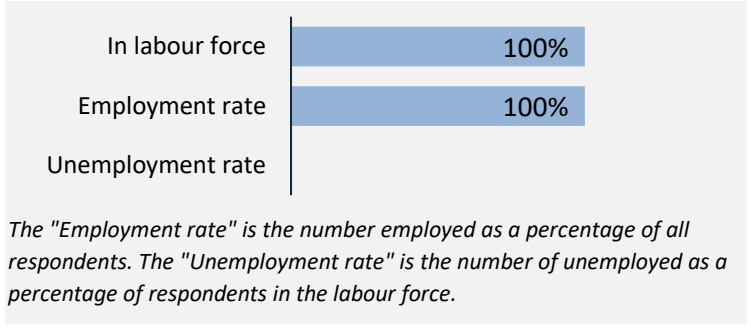
0%

**Applied filters:**

CPC: VCC: Music-Jazz & Contemporary Instrumental;

<b>Cohort</b>	<b>8</b>
<b>Respondents</b>	<b>3</b>
<b>Response Rate</b>	<b>38%</b>

### Employment Outcomes



### Top Occupations (5-digit NOC)

	# Employed	% of those employed
51122: Musicians and singers	2	67%
75101: Material handlers	1	33%
<i>Total of top occupations</i>	3	100%
<i>Total employed</i>	3	

**Applied filters:**

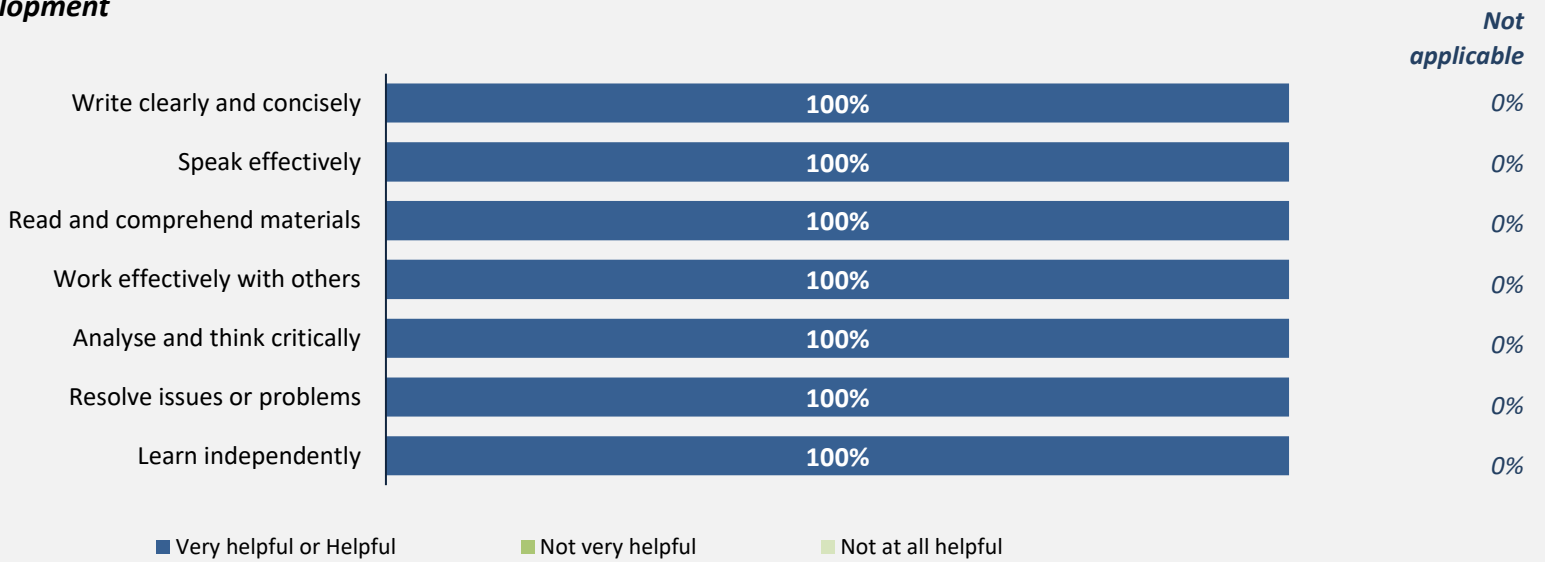
CPC: VCC: Music-Jazz & Contemporary Instrumental;

Cohort	8
Respondents	3
Response Rate	38%

## Skill Development and Post-Secondary Experience

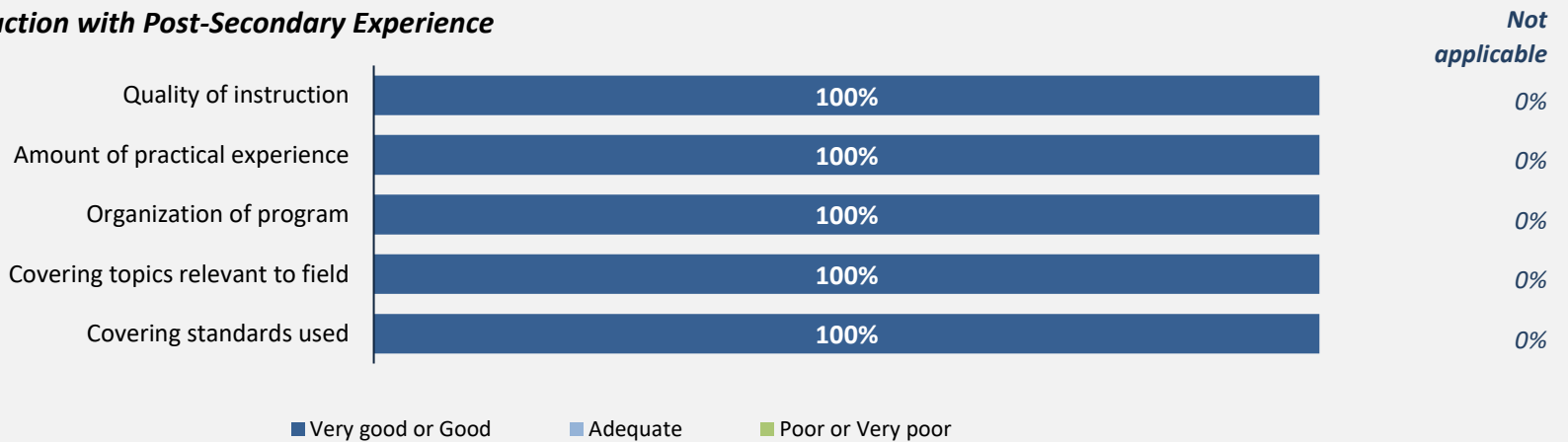
**100%** said they were very satisfied or satisfied with the education they received.

### Skill Development



Percentages are based on those who gave a valid rating, excluding those who said Not applicable.

### Satisfaction with Post-Secondary Experience



Percentages are based on those who gave a valid rating, excluding those who said Not applicable.

**Applied filters:**


CPC: VCC: Music - Keyboard Studies;

**Cohort** 1  
**Respondents** 1  
**Response Rate** 100%


## Description of Survey Respondents

### Demographics

#### Gender



#### Age at the Time of the Survey



#### Indigenous Identity

-

*Based on domestic students only.*

#### Median Age

23

### Further Education

0%

took further studies after graduating from their program

*n = -*

#### Further Studies Related to Program

-  
 of those who had taken further studies said their program prepared them well

0%

of respondents were currently studying

Very related       Somewhat related  
 Not very related       Not at all related

#### Of those who took further studies at a different institution:

-  
 expected transfer credit  
*n = -*

#### Of those who expected transfer credit:

-  
 Received transfer credit

-  
 were very satisfied or satisfied with their transfer experience

### Past Education

0%

of respondents had taken previous post-secondary education

*n = 0*

Respondents were asked if they took ABE or ESL courses during or prior to their studies

- No credential
- Trades program diploma, certificate, or citation
- Non-trades credential below Bachelor level
- Bachelor's degree
- Certificate or diploma above Bachelor level
- Graduate degree

#### Adult Basic Education

-

#### English as a Second Language

-

*Credentials are based on those who had taken previous post-secondary education. Respondents could report more than one type of post-secondary credential.*

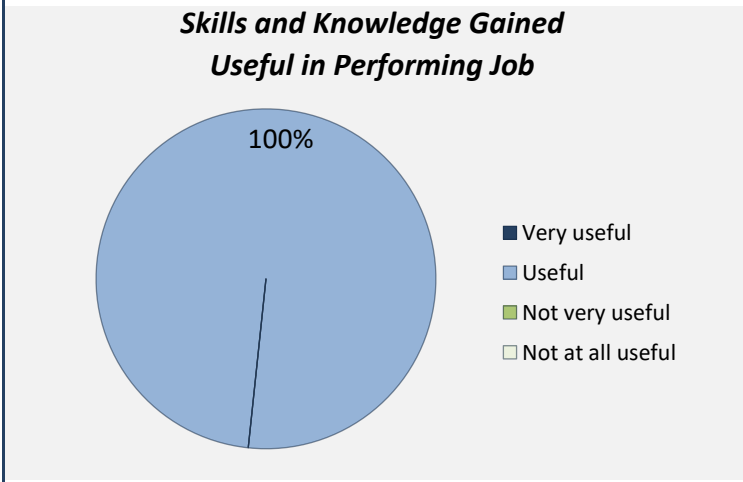
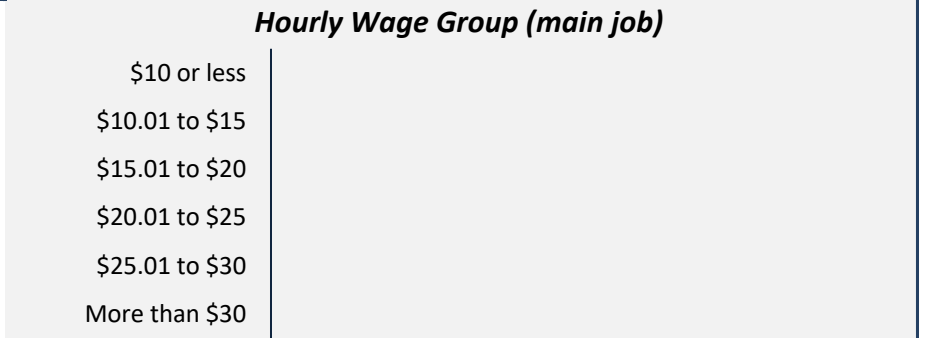
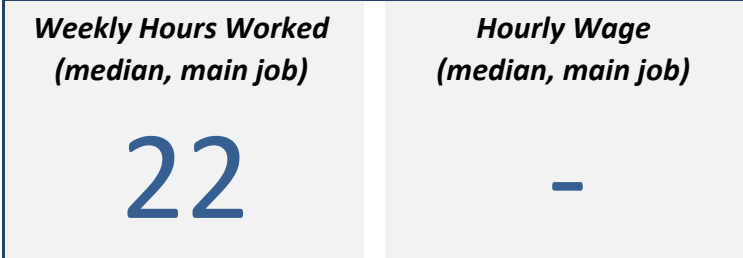

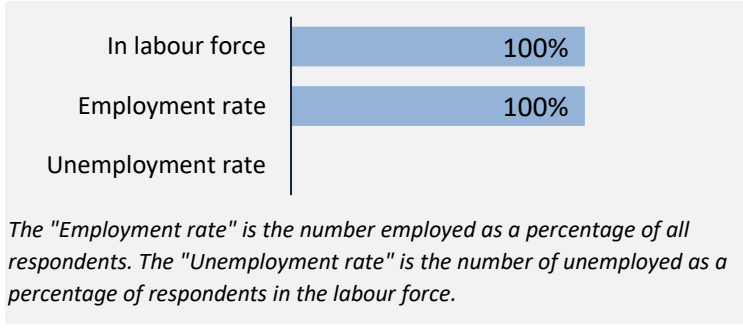


**Applied filters:**

CPC: VCC: Music - Keyboard Studies;

Cohort	1
Respondents	1
Response Rate	100%

## Employment Outcomes



### Top Occupations (5-digit NOC)

	# Employed	% of those employed
XXXXX: Unclassified occupations	1	100%
<i>Total of top occupations</i>		
	1	100%
<i>Total employed</i>		
	1	

**Applied filters:**

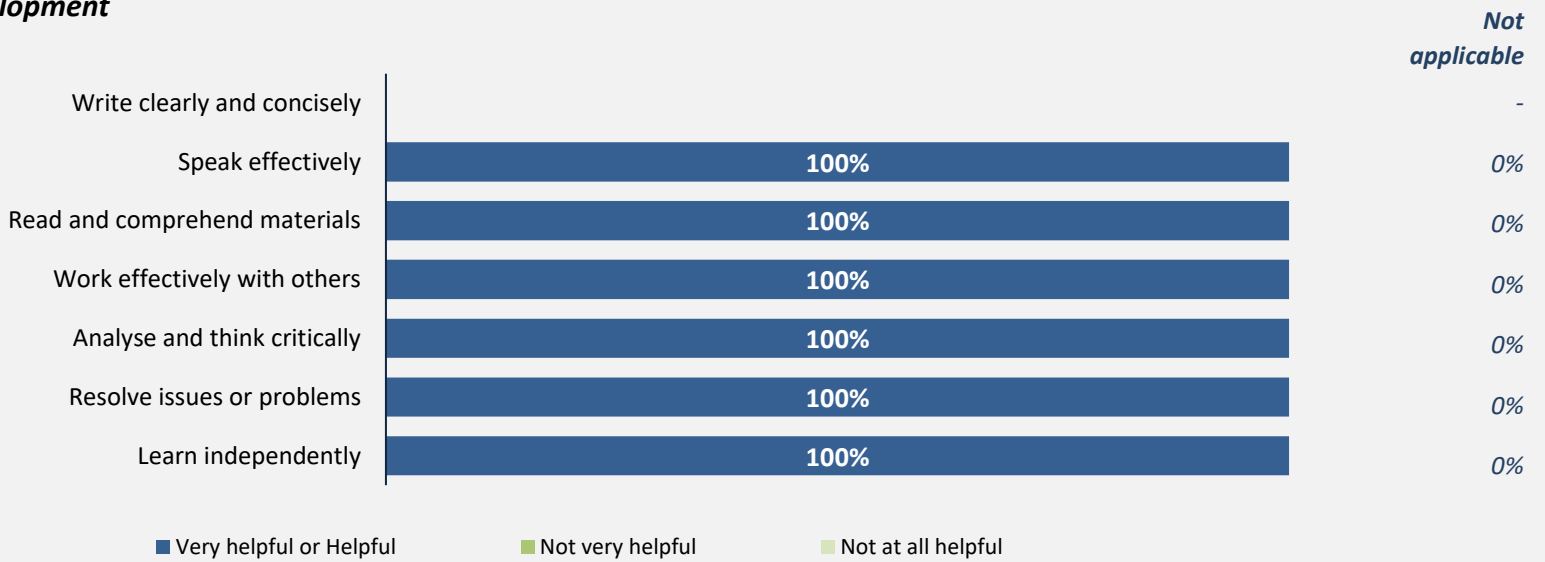
CPC: VCC: Music - Keyboard Studies;

Cohort	1
Respondents	1
Response Rate	100%

## Skill Development and Post-Secondary Experience

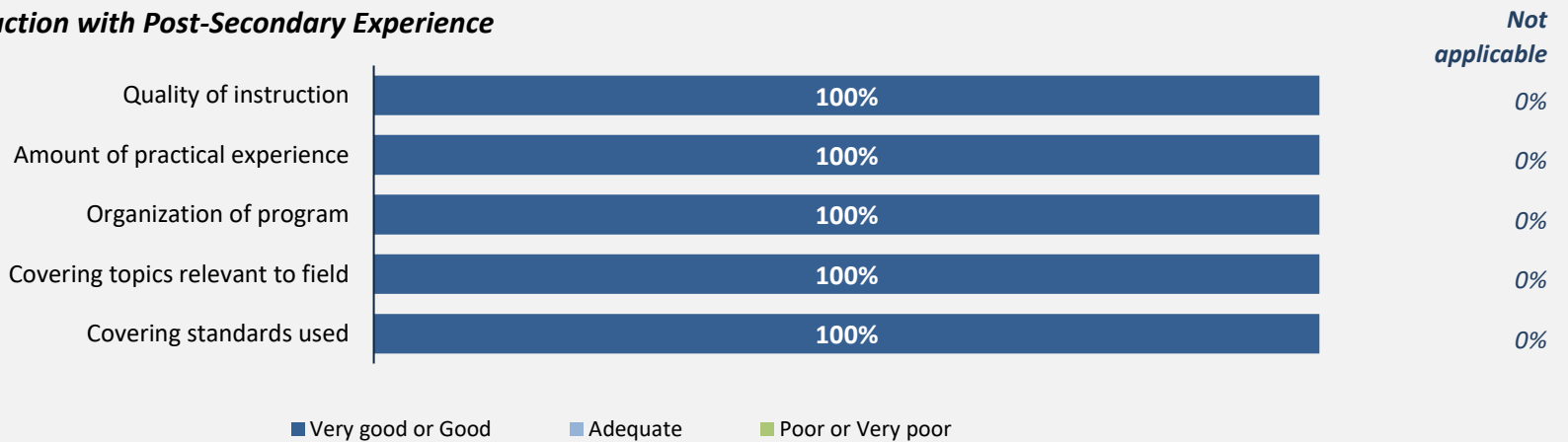
**100%** said they were very satisfied or satisfied with the education they received.

### Skill Development



Percentages are based on those who gave a valid rating, excluding those who said Not applicable.

### Satisfaction with Post-Secondary Experience



Percentages are based on those who gave a valid rating, excluding those who said Not applicable.