

Applied filters:


CPC: VCC: Legal Administrative Assistant;

Cohort	151
Respondents	87
Response Rate	58%

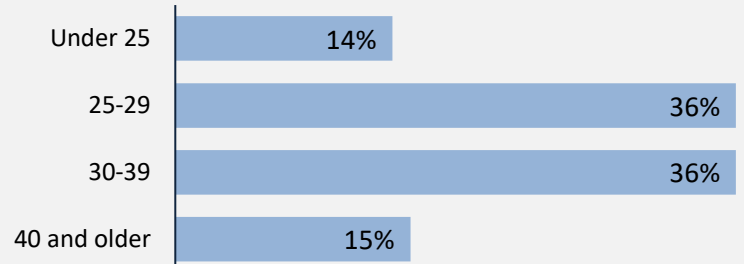
Description of Survey Respondents

Demographics

Gender



Age at the Time of the Survey



Indigenous Identity

4%

Based on domestic students only.

Median Age

30

Further Education

27%

took further studies after graduating from their program

n = 23

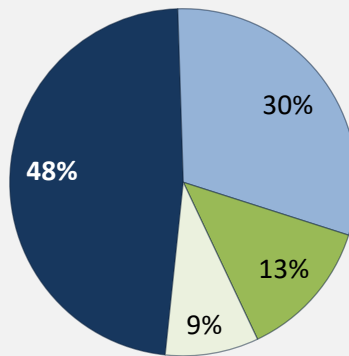
83%

of those who had taken further studies said their program prepared them well

24%

of respondents were currently studying

Further Studies Related to Program



■ Very related ■ Somewhat related
■ Not very related ■ Not at all related

Of those who took further studies at a different institution:

10%

expected transfer credit
n = 1

Of those who expected transfer credit:

—

Received transfer credit

0%

were very satisfied or satisfied with their transfer experience

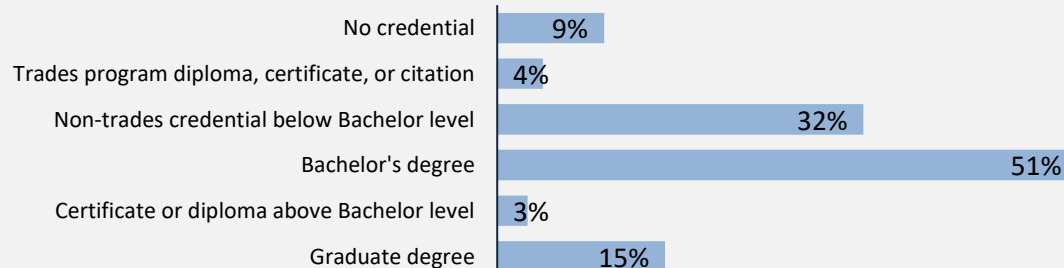
Past Education

87%

of respondents had taken previous post-secondary education

n = 75

Respondents were asked if they took ABE or ESL courses during or prior to their studies



Credentials are based on those who had taken previous post-secondary education. Respondents could report more than one type of post-secondary credential.

Adult Basic Education

7%

English as a Second Language

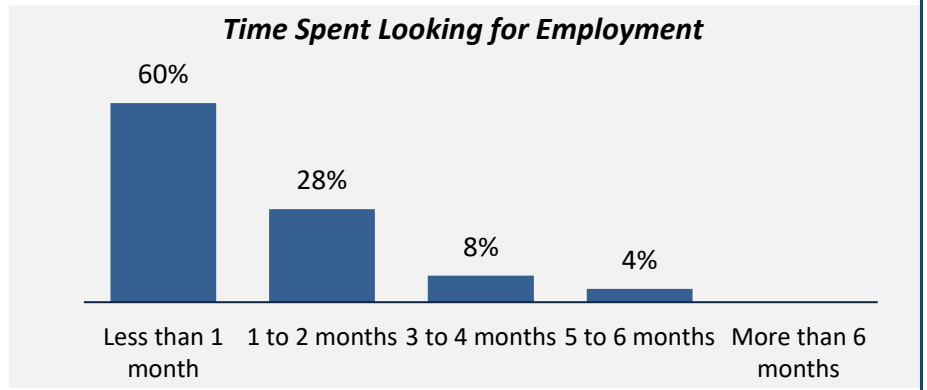
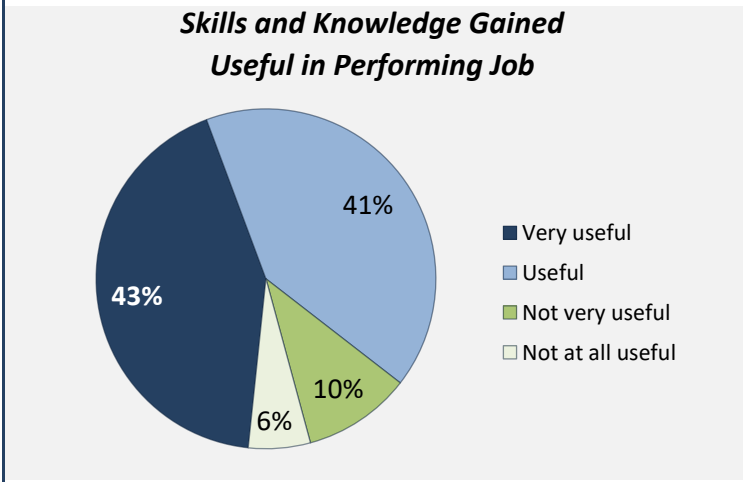
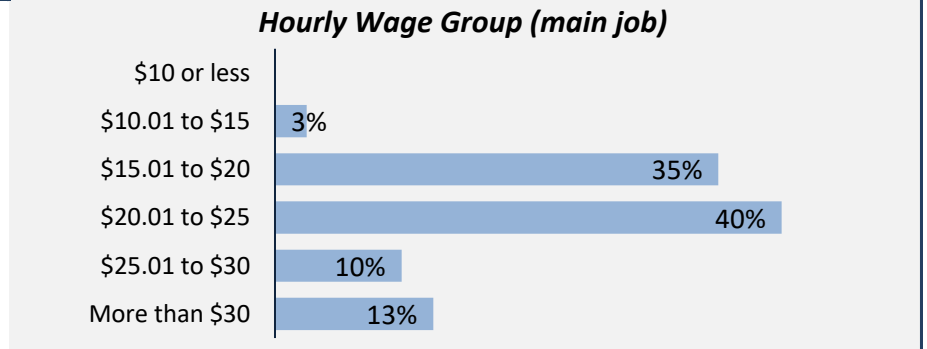
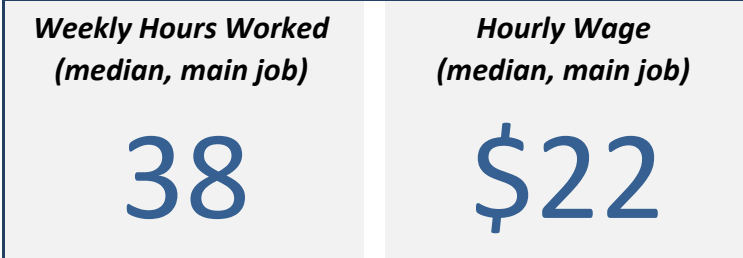
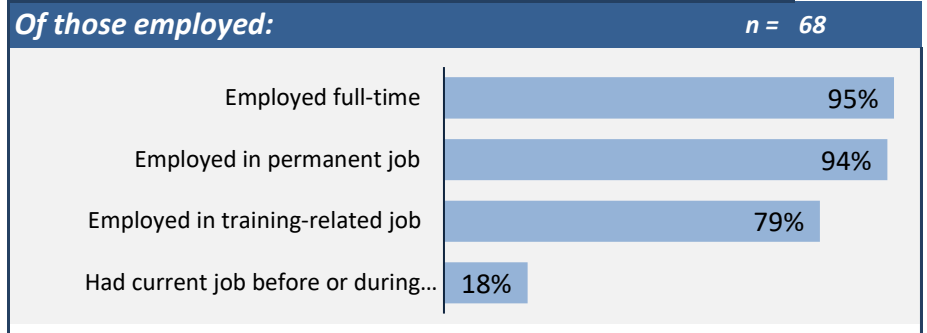
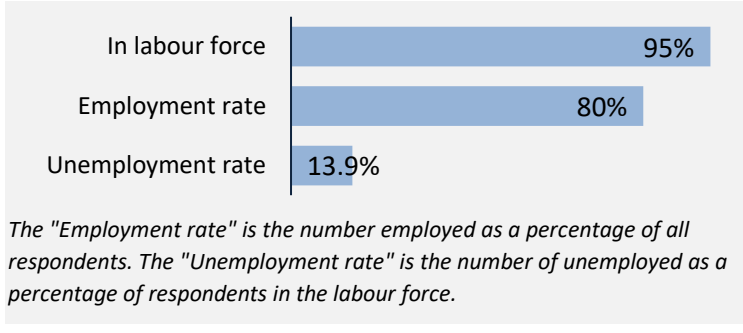
7%

Applied filters:

CPC: VCC: Legal Administrative Assistant;

Cohort	151
Respondents	87
Response Rate	58%

Employment Outcomes



Top Occupations (5-digit NOC)

	# Employed	% of those employed
13111: Legal administrative assistants	44	65%
XXXXX: Unclassified occupations	6	9%
13110: Administrative assistants	3	4%
75101: Material handlers	2	3%
42200: Paralegals and related occupations	2	3%
70020: Managers in transportation	1	1%
14101: Receptionists	1	1%
75110: Construction trades helpers and labourers	1	1%
14103: Court clerks and related court services occupations	1	1%
65312: Janitors, caretakers and heavy-duty cleaners	1	1%
Total of top occupations	62	91%
Total employed	68	

Applied filters:

CPC: VCC: Legal Administrative Assistant;

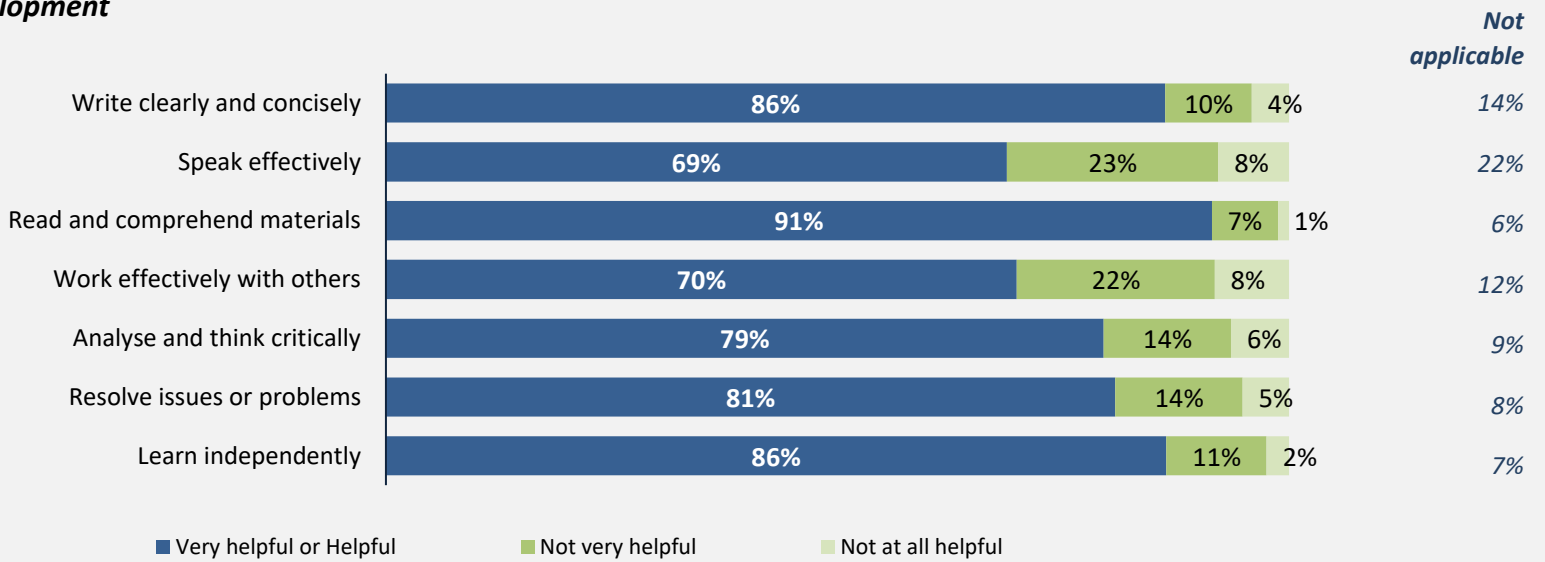
Cohort	151
Respondents	87
Response Rate	58%

Skill Development and Post-Secondary Experience

91%

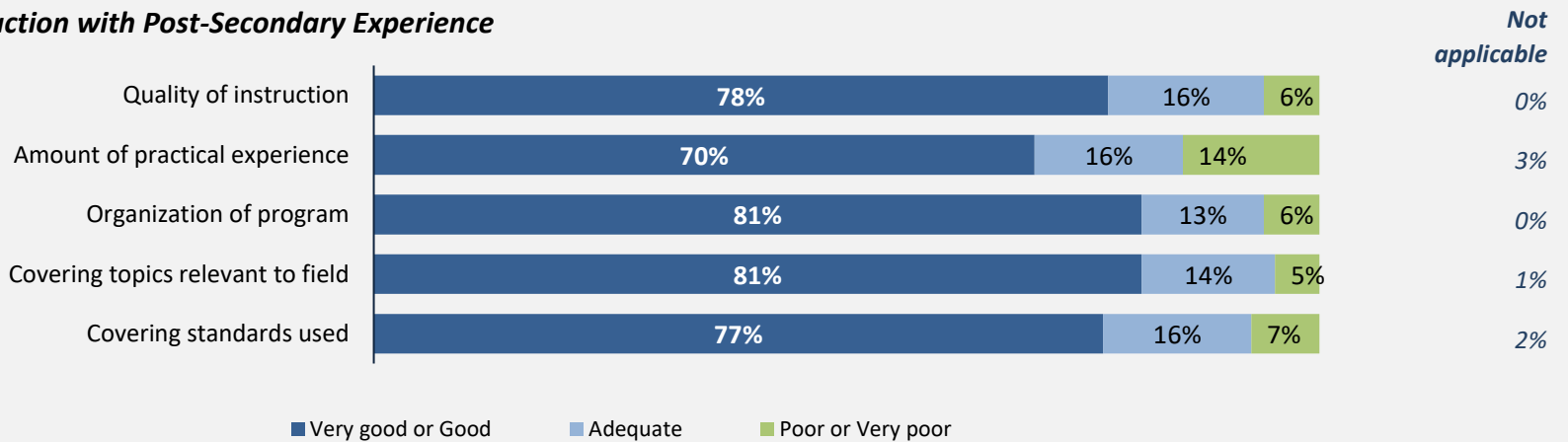
said they were very satisfied or satisfied with the education they received.

Skill Development



Percentages are based on those who gave a valid rating, excluding those who said Not applicable.

Satisfaction with Post-Secondary Experience



Percentages are based on those who gave a valid rating, excluding those who said Not applicable.