

# Summary of Survey Results: 2020-2024

Trades Training Type:

*Progressive apprenticeship, Traditional apprenticeship, Trades foundation, and Trades-related vocational programs*


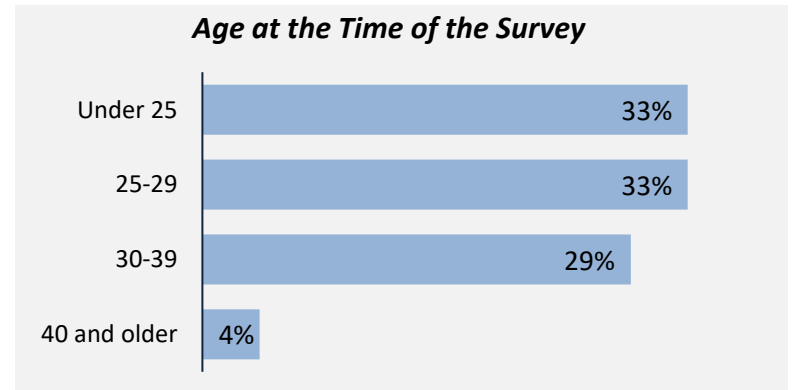
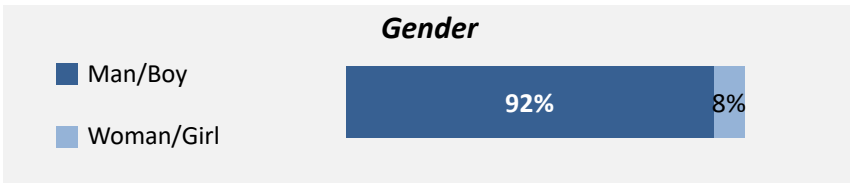
**Applied filters:**

CPC: VCC: Heavy Duty Equipment Technician Apprentice;

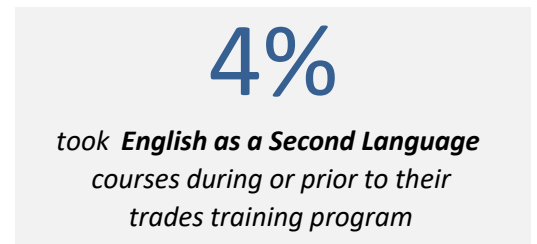
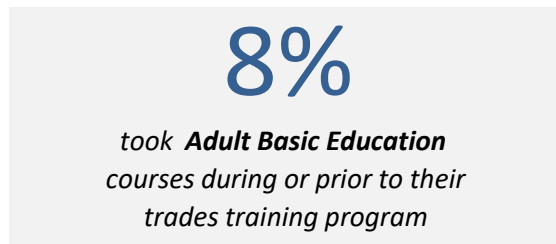
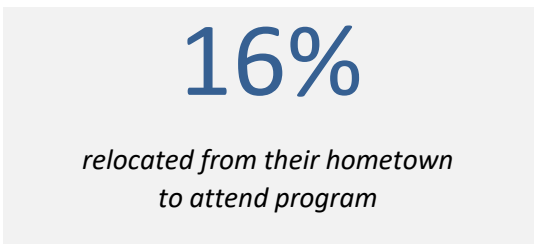
Cohort	119
Respondents	51
Response Rate	43%

## Description of Survey Respondents

### Demographics



### About the Respondents



### Region respondents were living in at the time of the survey



# Summary of Survey Results: 2020-2024

Trades Training Type:

*Progressive apprenticeship, Traditional apprenticeship, Trades foundation, and Trades-related vocational programs*

**Applied filters:**

CPC: VCC: Heavy Duty Equipment Technician Apprentice;

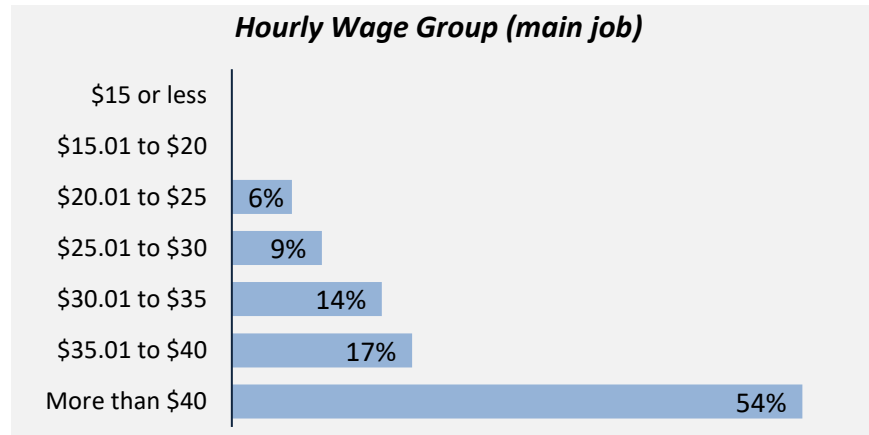
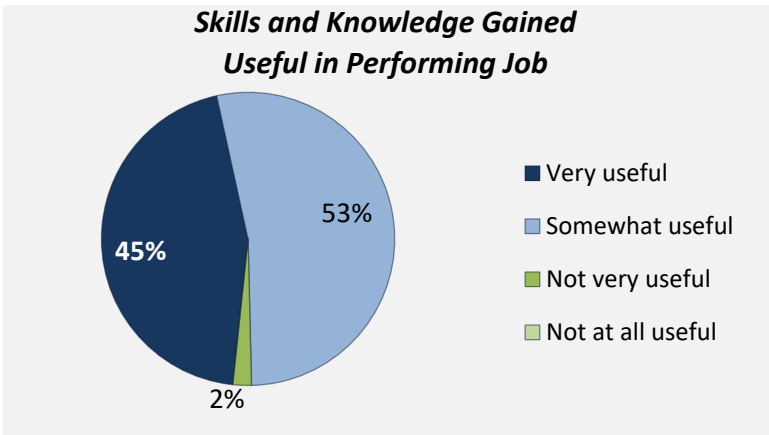
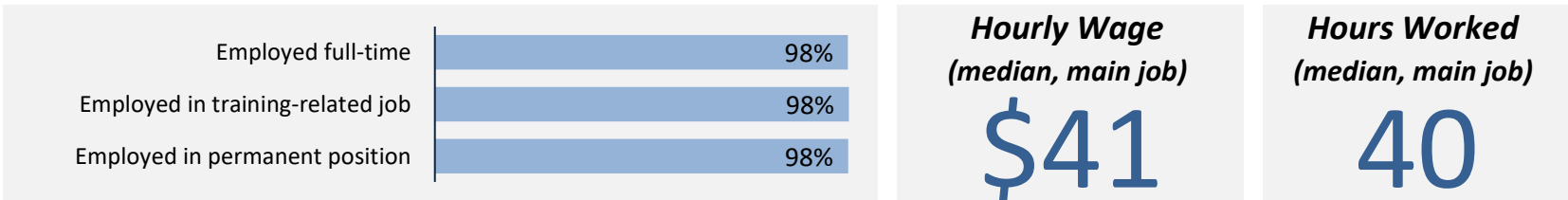
Cohort	119
Respondents	51
Response Rate	43%

## Employment Outcomes



The "Employment rate" is the number employed as a percentage of all respondents.  
 The "Unemployment rate" is the number of unemployed as a percentage of respondents in the labour force.

### Of those employed: n = 49



Top Occupations (5-digit NOC)	# employed	% of those employed
72401: Heavy-duty equipment mechanics	34	69%
72410: Automotive service technicians, truck and bus mechanics and mechanical repairers	7	14%
75100: Longshore workers	3	6%
XXXXX: Unclassified occupations	2	4%
72423: Motorcycle, all-terrain vehicle and other related mechanics	1	2%
72500: Crane operators	1	2%
94204: Mechanical assemblers and inspectors	1	2%
<i>Total of top occupations</i>		49
<i>Total employed</i>		49
		100%

# Summary of Survey Results: 2020-2024

Trades Training Type:

*Progressive apprenticeship, Traditional apprenticeship, Trades foundation, and Trades-related vocational programs*

**Applied filters:**

CPC: VCC: Heavy Duty Equipment Technician Apprentices;

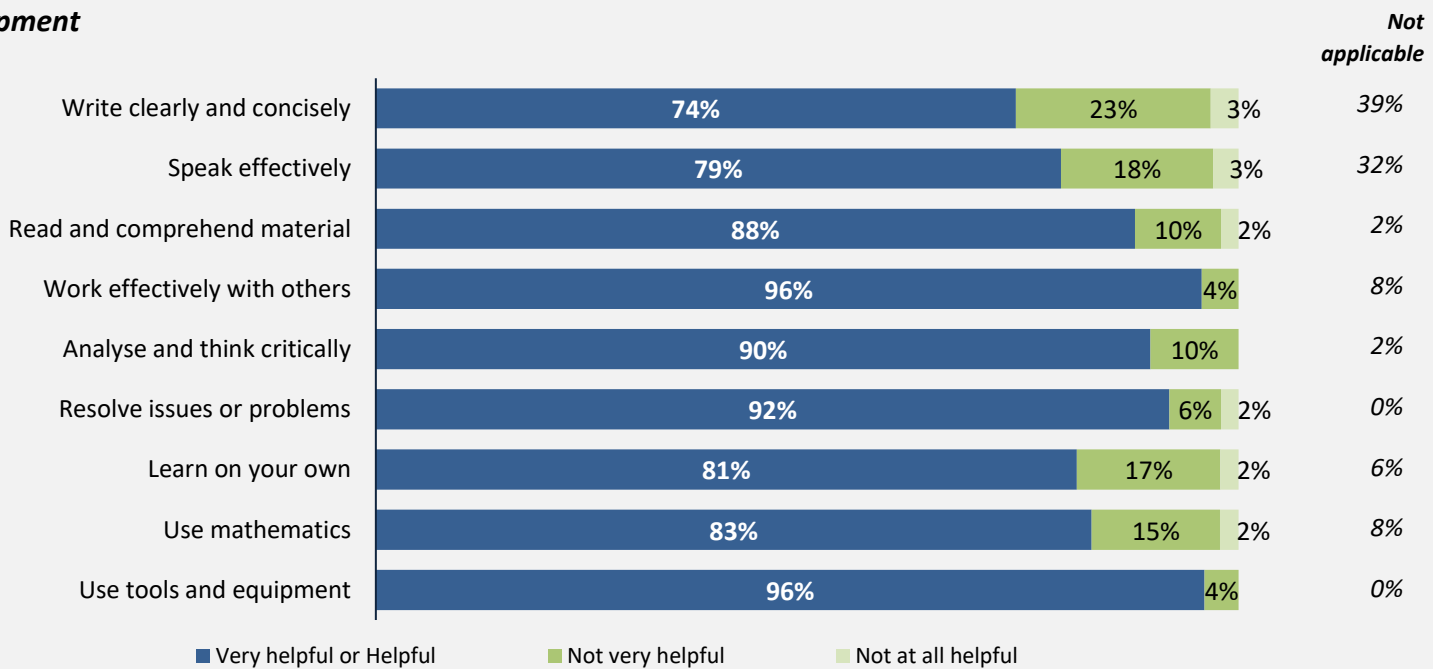
<b>Cohort</b>	<b>119</b>
<b>Respondents</b>	<b>51</b>
<b>Response Rate</b>	<b>43%</b>

## Skill Development and Post-Secondary Experience

# 88%

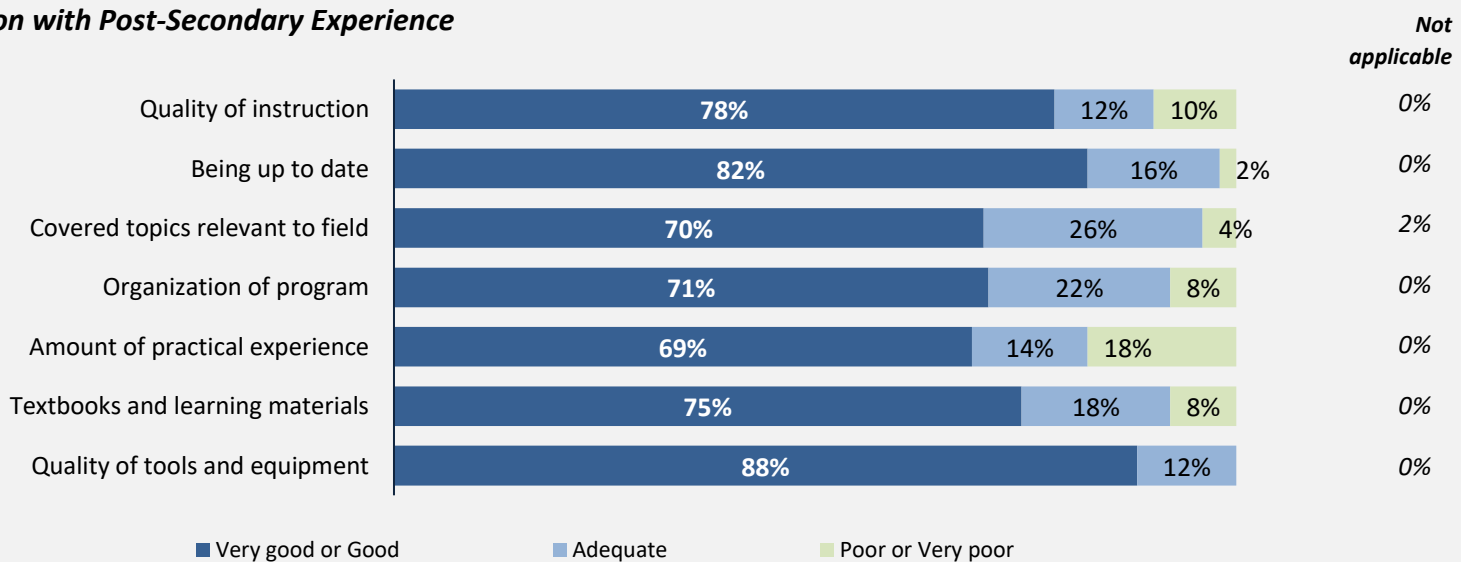
said they were very satisfied or satisfied with the education they received.

### Skill Development



Percentages are based on those who gave a valid rating, excluding those who said not applicable.

### Satisfaction with Post-Secondary Experience



Percentages are based on those who gave a valid rating, excluding those who said not applicable.

# Summary of Survey Results: 2020-2024

Trades Training Type:

*Progressive apprenticeship, Traditional apprenticeship*

**Applied filters:**

CPC: VCC: Heavy Duty Equipment Technician Apprentice;

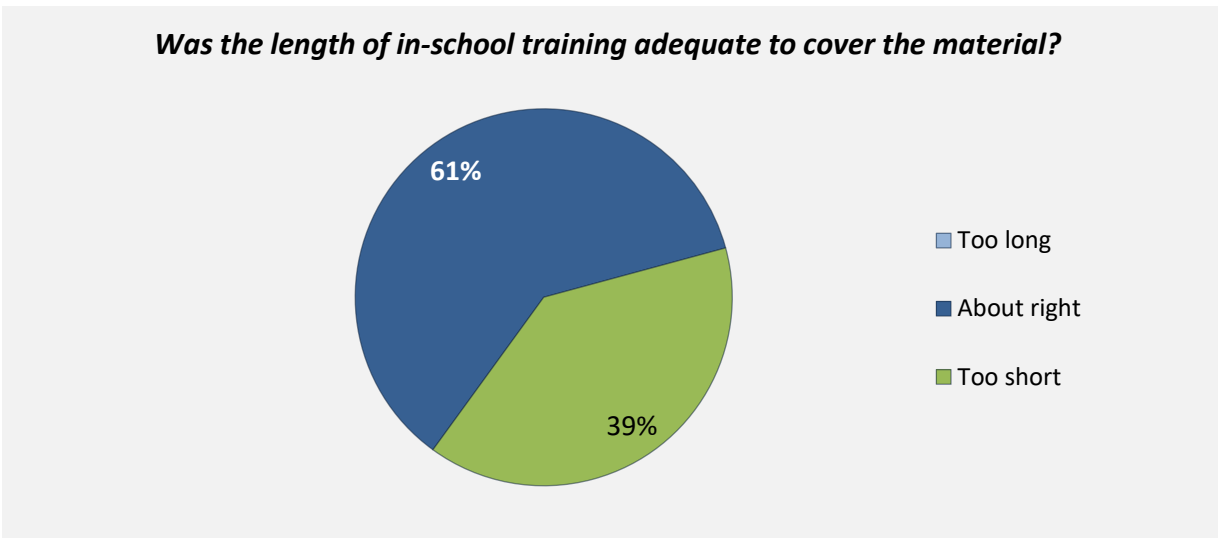
Cohort	119
Respondents	51
Response Rate	43%

## Apprenticeship programs

### In-School Experiences

**78%**  
obtained their  
Certificate of Qualification

**81%**  
said the knowledge and skills  
gained in their program were useful  
in preparing to write the Certificate  
of Qualification or Red Seal  
certification exams



### Workplace Experiences

**90%**  
said they were very satisfied or satisfied with  
their **workplace training**

**84%**  
said their workplace training was  
**related to their in-school training**

**96%**  
were **employed as an apprentice**  
during their program

### Employment After Leaving School

**98%** of employed respondents found a job in their trade,  
including those who had a job to return to after their training

**90%**  
had a **job in their trade**  
to return to after their training

**73%**  
were still working  
for the same employer

