

**Applied filters:**


CPC: VCC: Health Care Assistant ESL;

Cohort	48
Respondents	34
Response Rate	71%

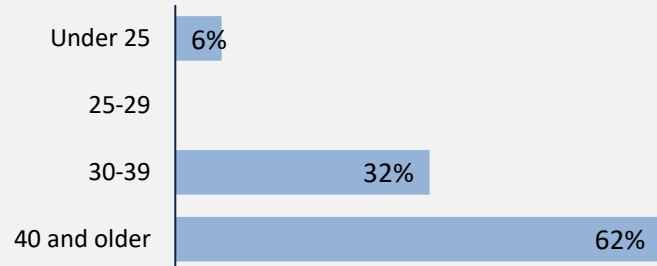
## Description of Survey Respondents

### Demographics

#### Gender



#### Age at the Time of the Survey



#### Indigenous Identity

-

Based on domestic students only.

#### Median Age

43

### Further Education

13%

took further studies after graduating from their program  
*n = 4*

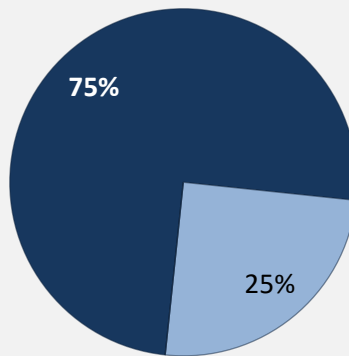
75%

of those who had taken further studies said their program prepared them well

6%

of respondents were currently studying

#### Further Studies Related to Program



Very related, Somewhat related, Not very related, Not at all related

#### Of those who took further studies at a different institution:

-

expected transfer credit  
*n = -*

#### Of those who expected transfer credit:

-

Received transfer credit

-


were very satisfied or satisfied with their transfer experience

### Past Education

59%

of respondents had taken previous post-secondary education

*n = 20*



Credentials are based on those who had taken previous post-secondary education. Respondents could report more than one type of post-secondary credential.

Respondents were asked if they took ABE or ESL courses during or prior to their studies

#### Adult Basic Education

6%

#### English as a Second Language

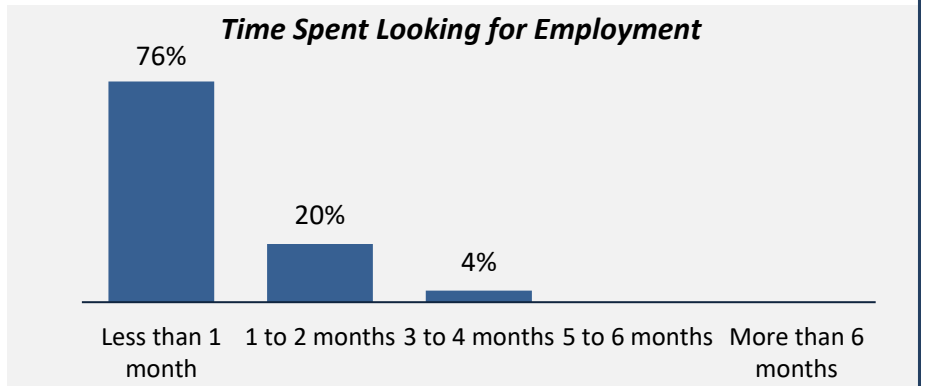
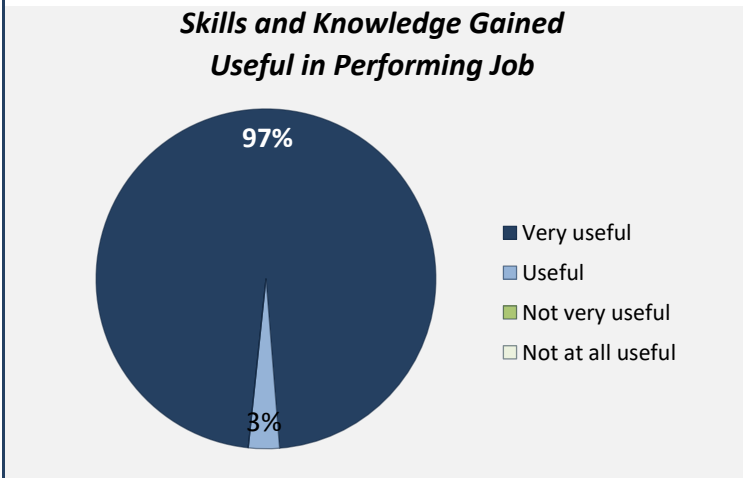
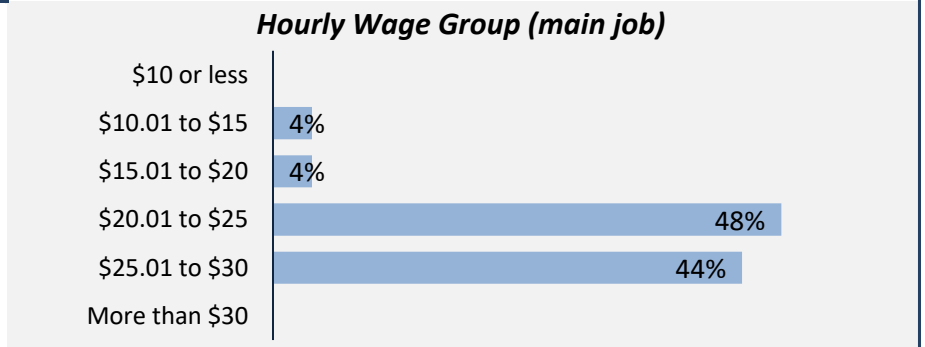
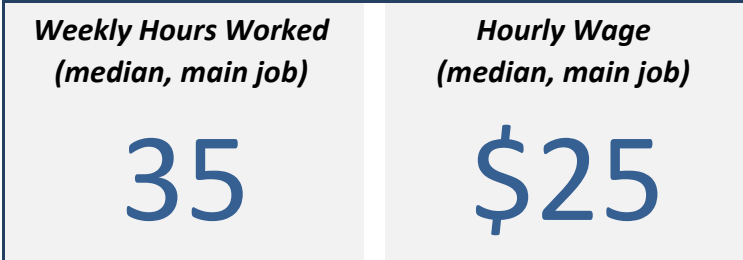
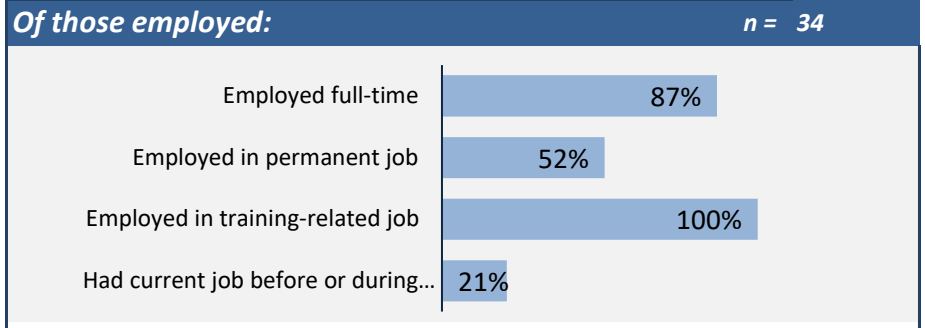
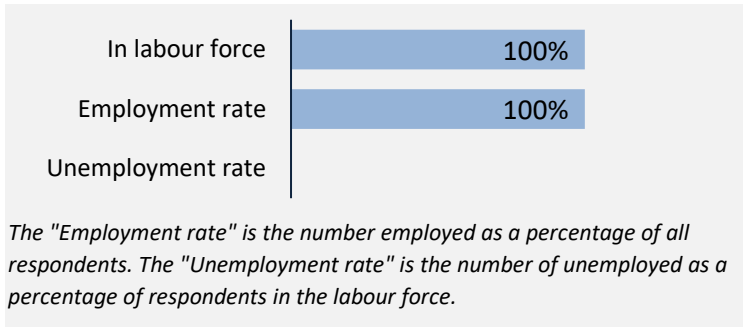
45%

**Applied filters:**

CPC: VCC: Health Care Assistant ESL;

<b>Cohort</b>	<b>48</b>
<b>Respondents</b>	<b>34</b>
<b>Response Rate</b>	<b>71%</b>

## Employment Outcomes



### Top Occupations (5-digit NOC)

	# Employed	% of those employed
33102: Nurse aides, orderlies and patient service associates	28	82%
44101: Home support workers, caregivers and related occupations	3	9%
42201: Social and community service workers	2	6%
XXXXX: Unclassified occupations	1	3%
<b>Total of top occupations</b>	<b>34</b>	<b>100%</b>
<b>Total employed</b>	<b>34</b>	

**Applied filters:**

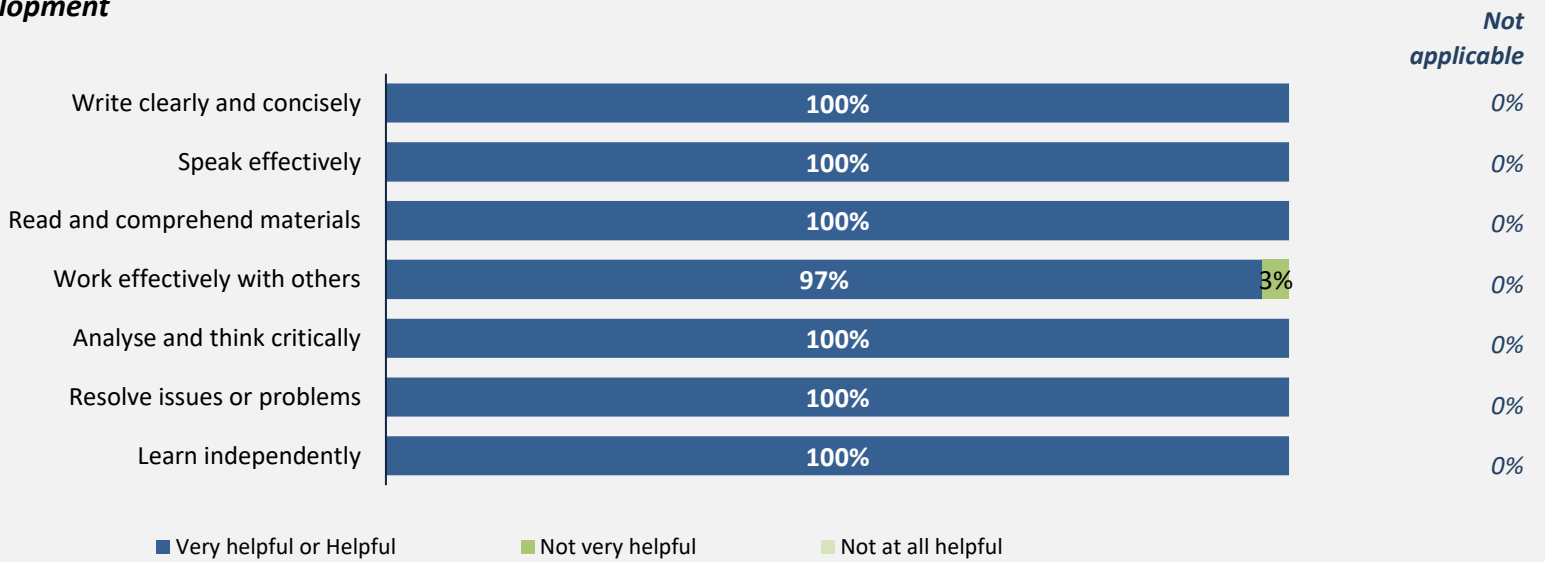
CPC: VCC: Health Care Assistant ESL;

<b>Cohort</b>	<b>48</b>
<b>Respondents</b>	<b>34</b>
<b>Response Rate</b>	<b>71%</b>

## Skill Development and Post-Secondary Experience

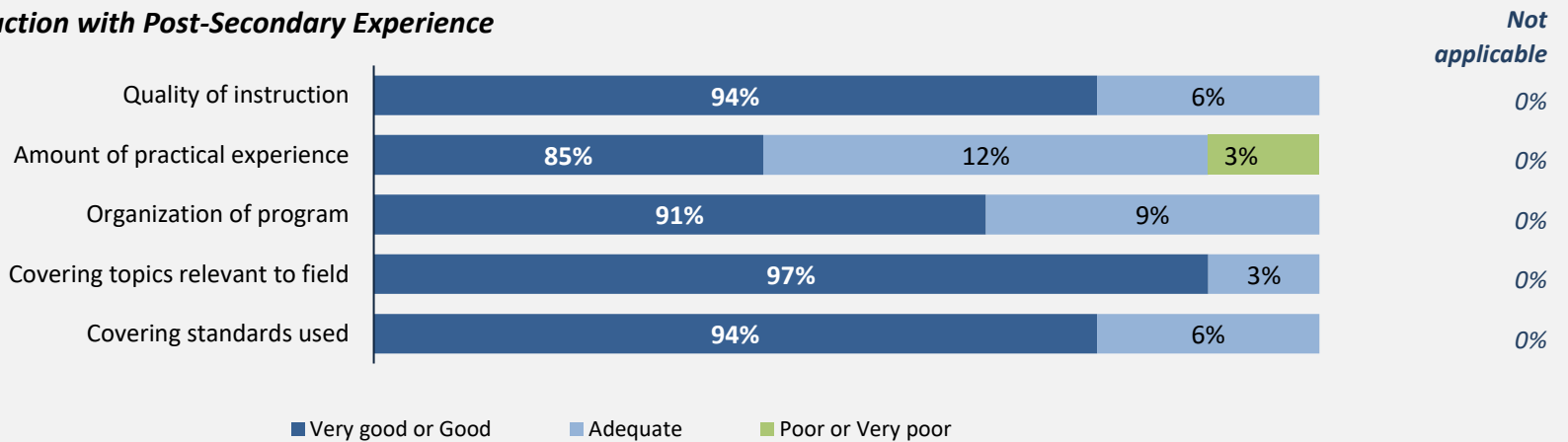
**100%** said they were very satisfied or satisfied with the education they received.

### Skill Development



Percentages are based on those who gave a valid rating, excluding those who said Not applicable.

### Satisfaction with Post-Secondary Experience



Percentages are based on those who gave a valid rating, excluding those who said Not applicable.