

# Summary of Survey Results: 2020-2024

Trades Training Type:  
*Progressive apprenticeship, Traditional apprenticeship, Trades foundation, and Trades-related vocational programs*

**Applied filters:**

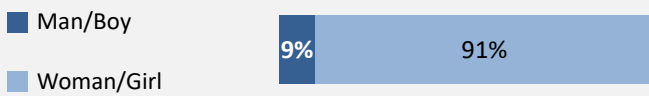
CPC: VCC: Hairstylist;

Cohort	773
Respondents	295
Response Rate	38%

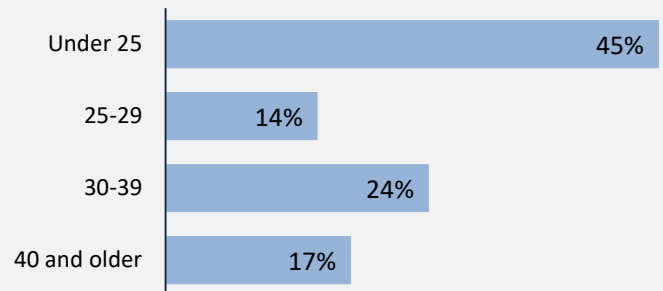
## Description of Survey Respondents

### Demographics

#### Gender



#### Age at the Time of the Survey



#### Aboriginal Identity

10%

*Based on domestic students only*

#### Median Age

26

### About the Respondents

46%

*relocated from their hometown to attend program*


4%

*took **Adult Basic Education** courses during or prior to their trades training program*

11%

*took **English as a Second Language** courses during or prior to their trades training program*

### Region respondents were living in at the time of the survey



# Summary of Survey Results: 2020-2024

Trades Training Type:

*Progressive apprenticeship, Traditional apprenticeship, Trades foundation, and Trades-related vocational programs*

**Applied filters:**

CPC: VCC: Hairstylist;

Cohort	773
Respondents	295
Response Rate	38%

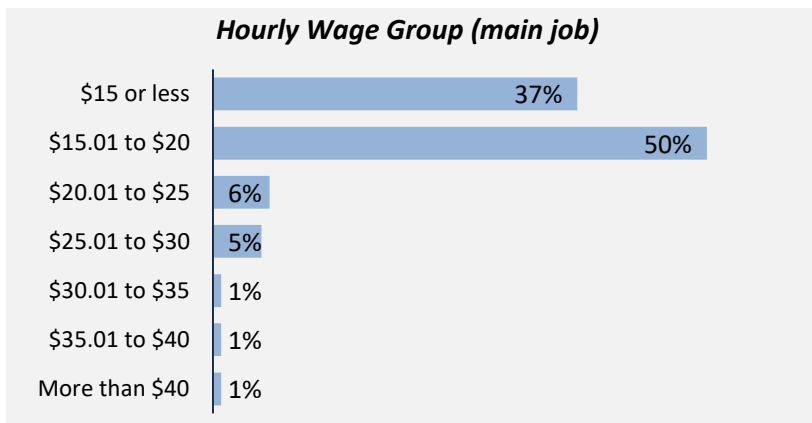
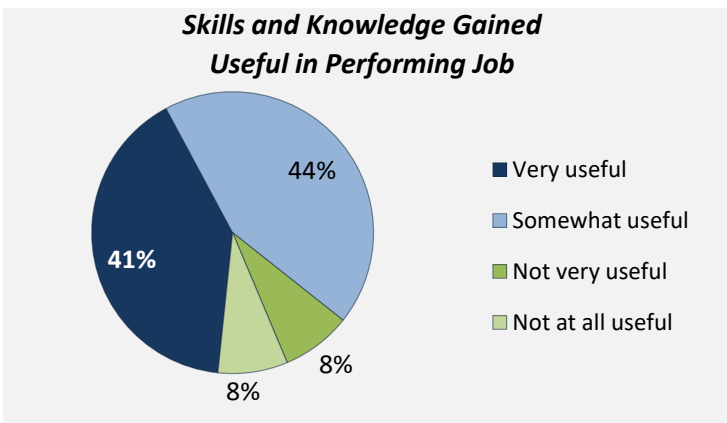
## Employment Outcomes

<p><b>In the labour force</b></p> <h1>86%</h1>	<p><b>Employment rate</b></p> <h1>73%</h1>	<p><b>Unemployment rate</b></p> <h1>13.0%</h1>
--	--	--

The "Employment rate" is the number employed as a percentage of all respondents.  
 The "Unemployment rate" is the number of unemployed as a percentage of respondents in the labour force.

### Of those employed: n = 208

<table border="0"> <tr> <td>Employed full-time</td> <td style="text-align: right;">71%</td> </tr> <tr> <td>Employed in training-related job</td> <td style="text-align: right;">63%</td> </tr> <tr> <td>Employed in permanent position</td> <td style="text-align: right;">73%</td> </tr> </table>	Employed full-time	71%	Employed in training-related job	63%	Employed in permanent position	73%	<p><b>Hourly Wage (median, main job)</b></p> <h1>\$16</h1>	<p><b>Hours Worked (median, main job)</b></p> <h1>32</h1>
Employed full-time	71%							
Employed in training-related job	63%							
Employed in permanent position	73%							



Top Occupations (5-digit NOC)	# employed	% of those employed
63210: Hairstylists and barbers	82	39%
63211: Estheticians, electrologists and related occupations	21	10%
XXXXX: Unclassified occupations	19	9%
64100: Retail salespersons and visual merchandisers	15	7%
62020: Food service supervisors	6	3%
63200: Cooks	6	3%
65100: Cashiers	5	2%
60030: Restaurant and food service managers	5	2%
65201: Food counter attendants, kitchen helpers and related support occupations	4	2%
60040: Managers in customer and personal services	4	2%
<i>Total of top occupations</i>	167	80%
<i>Total employed</i>	208	

# Summary of Survey Results: 2020-2024

Trades Training Type:

*Progressive apprenticeship, Traditional apprenticeship, Trades foundation, and Trades-related vocational programs*

**Applied filters:**

CPC: VCC: Hairstylist;

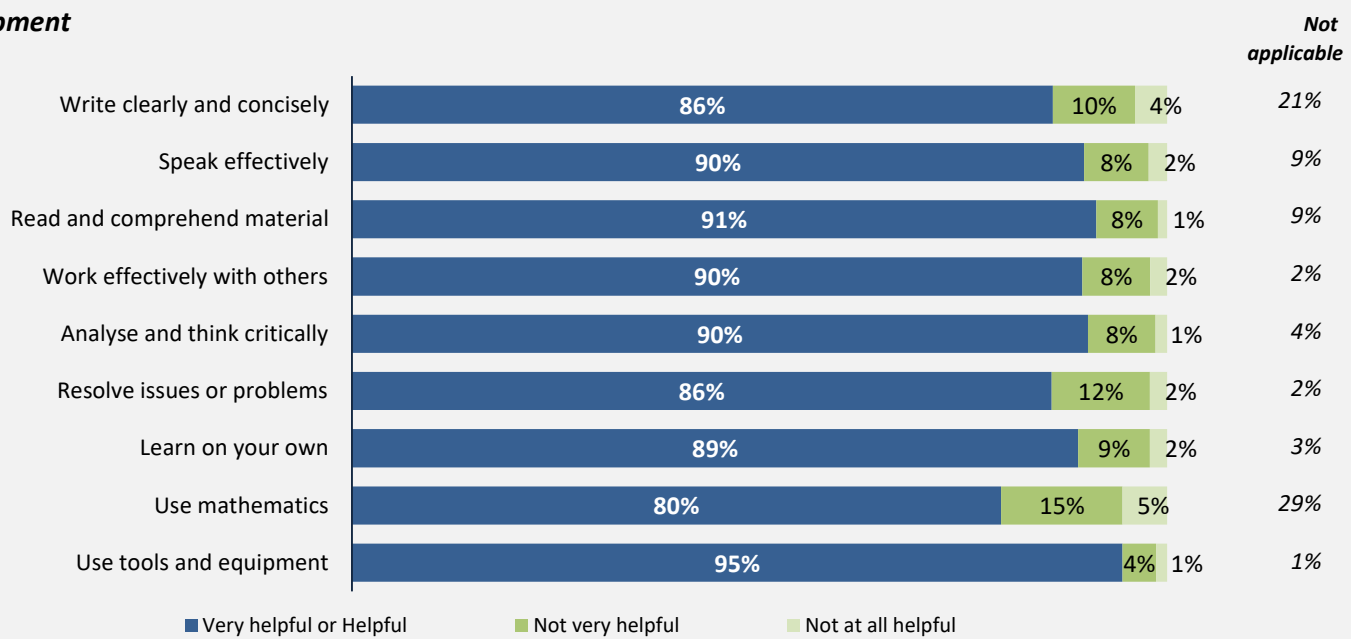
<b>Cohort</b>	<b>773</b>
<b>Respondents</b>	<b>295</b>
<b>Response Rate</b>	<b>38%</b>

## Skill Development and Post-Secondary Experience

# 87%

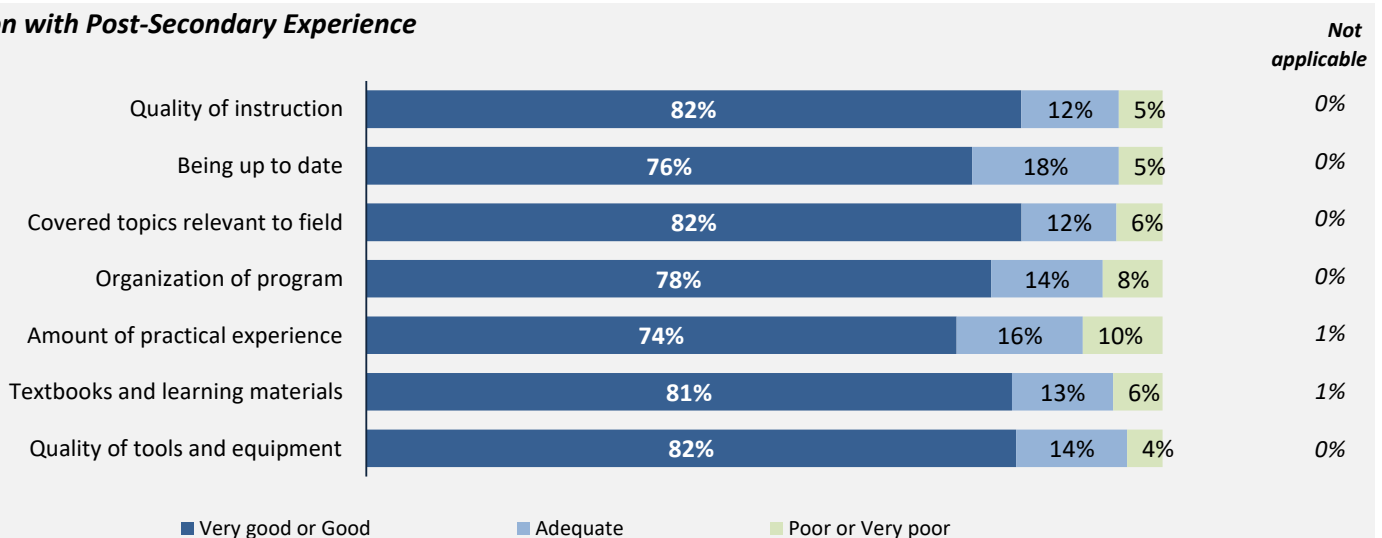
said they were very satisfied or satisfied with the education they received.

### Skill Development



Percentages are based on those who gave a valid rating, excluding those who said not applicable.

### Satisfaction with Post-Secondary Experience



Percentages are based on those who gave a valid rating, excluding those who said not applicable.

# Summary of Survey Results: 2020-2024

Trades Training Type:

Trades foundation, Trades-related vocational programs

**Applied filters:**

CPC: VCC: Hairstylist;

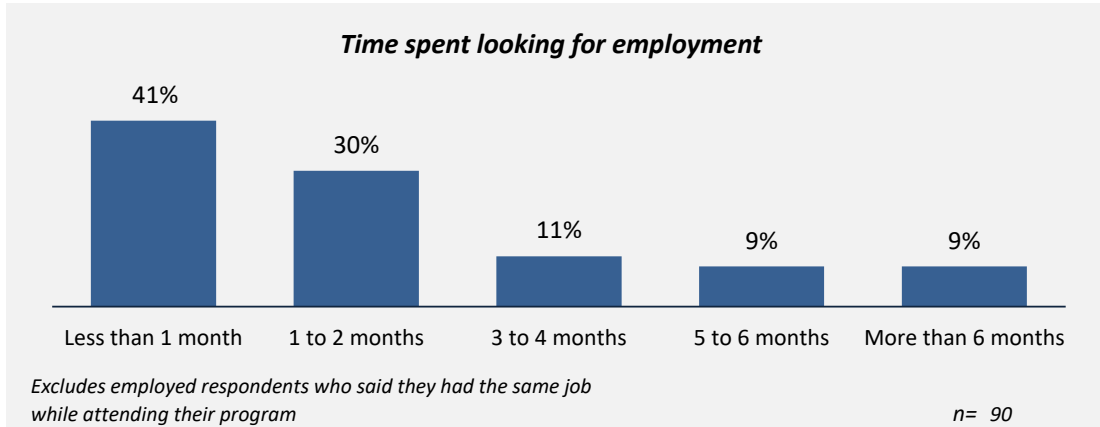
Cohort	773
Respondents	295
Response Rate	38%

## Trades foundation & Trades-related vocational programs

### Employment After Leaving School

**50%**  
had the same job before or while they were attending school

**79%**  
said their education was useful in getting their job



### Other Education

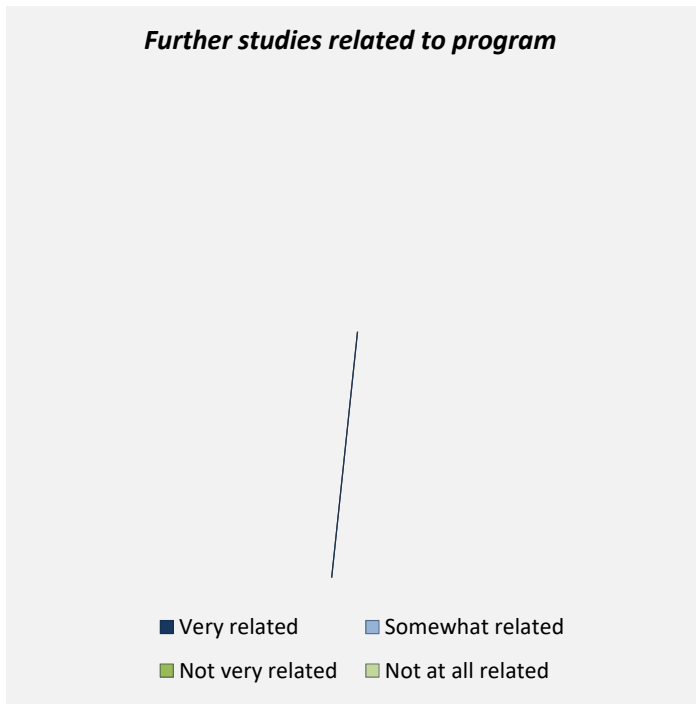
Trades-related vocational respondents only, results are shown for the education they took before and after their program.

\*Not asked in 2024

—  
took further studies after completing their program  
n = -

—  
of those who had taken further studies said their program prepared them well

—  
of respondents were currently studying  
n = -



#### Of those who took further studies at a different institution:

—  
expected transfer credit\*  
n = -

#### Of those who expected transfer credit:

—  
received transfer credit\*

—  
were very satisfied or satisfied with their transfer experience\*

# Summary of Survey Results: 2020-2024

Trades Training Type:

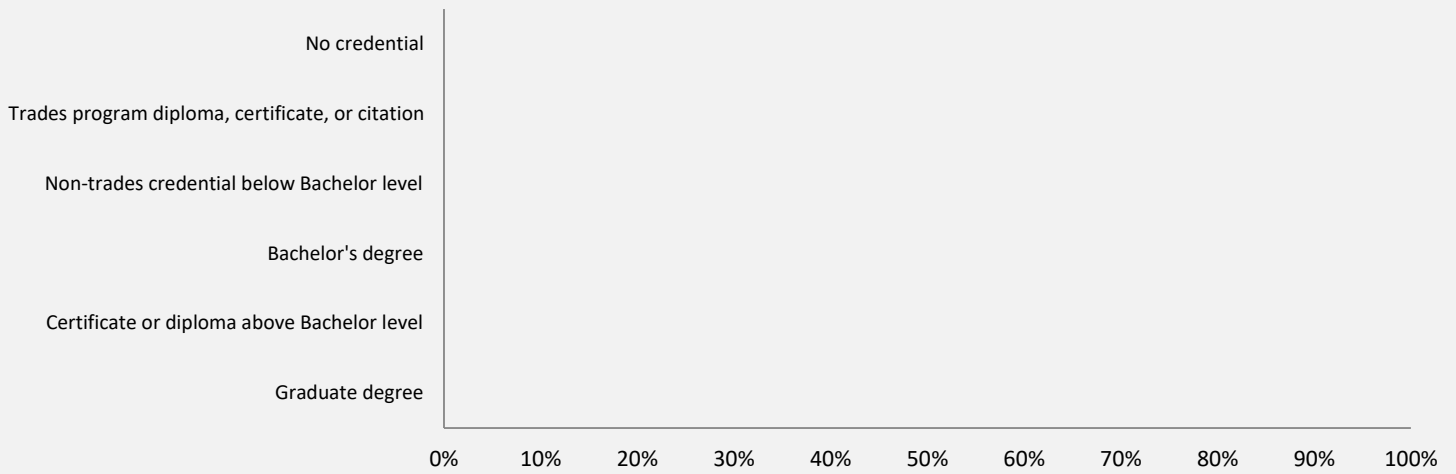
Trades foundation, Trades-related vocational programs

**Applied filters:**

CPC: VCC: Hairstylist;

<b>Cohort</b>	<b>773</b>
<b>Respondents</b>	<b>295</b>
<b>Response Rate</b>	<b>38%</b>

**had taken *previous* post-secondary education** n = -



Based on those who had taken previous post-secondary education.  
Respondents could report more than one type of post-secondary credential.

**Transition to Apprenticeship** n = 276  
The following results are for Trades foundation respondents only.

**67%**  
of Trades foundation respondents tried to get employment as an apprentice after they left their program

**76%**  
of those who tried to get employment as an apprentice were successful

