


Applied filters:
 CPC: VCC: Fashion Arts;

Cohort 2
Respondents 1
Response Rate 50%

Description of Survey Respondents

Demographics

Gender



Age at the Time of the Survey



Aboriginal Identity

-

Based on domestic students only.

Median Age

50

Further Education

0%

took further studies after graduating from their program

n = 0

Further Studies Related to Program

- of those who had taken further studies said their program prepared them well

0%

of respondents were currently studying

Very related Somewhat related
 Not very related Not at all related

Of those who took further studies at a different institution:

- expected transfer credit
n = -

Of those who expected transfer credit:

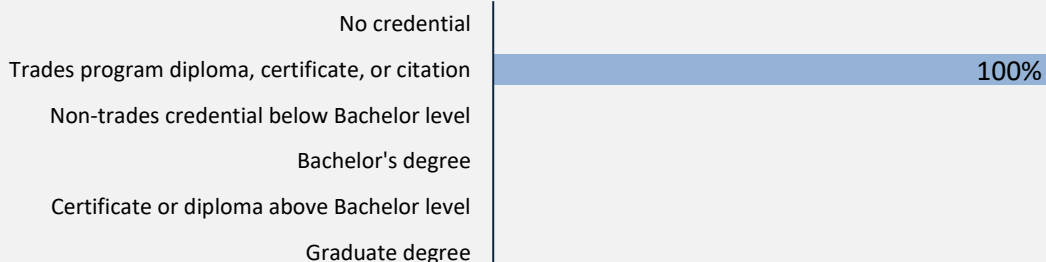
- Received transfer credit

- were very satisfied or satisfied with their transfer experience

Past Education

100% of respondents had taken previous post-secondary education *n = 1*

Respondents were asked if they took ABE or ESL courses during or prior to their studies



Credentials are based on those who had taken previous post-secondary education. Respondents could report more than one type of post-secondary credential.

Adult Basic Education

0%

English as a Second Language

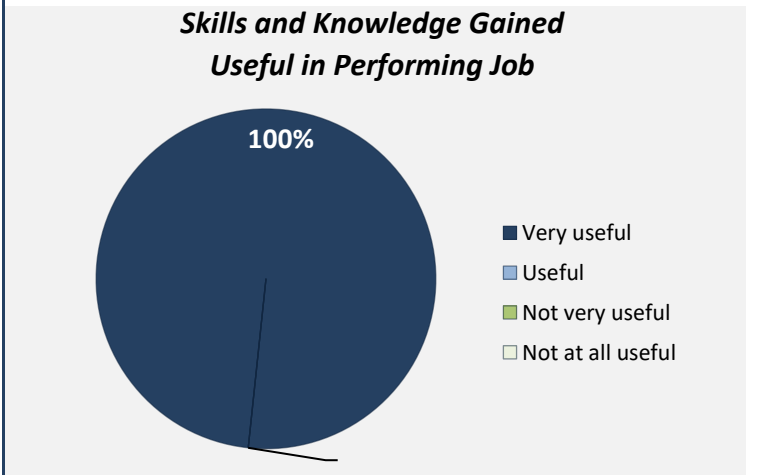
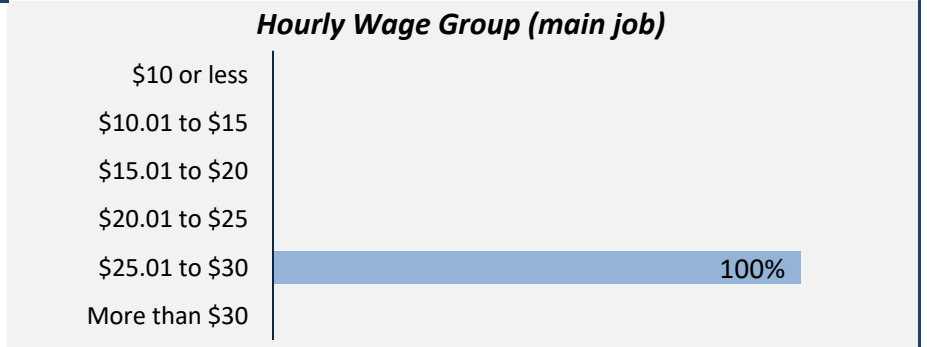
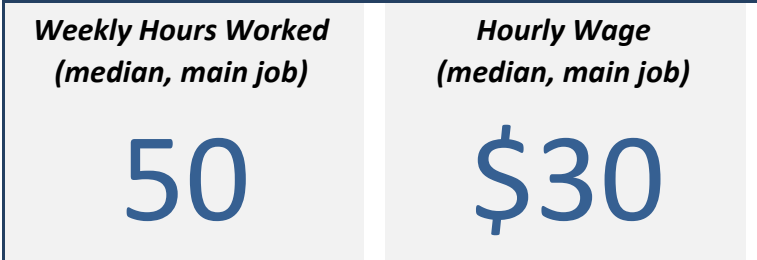

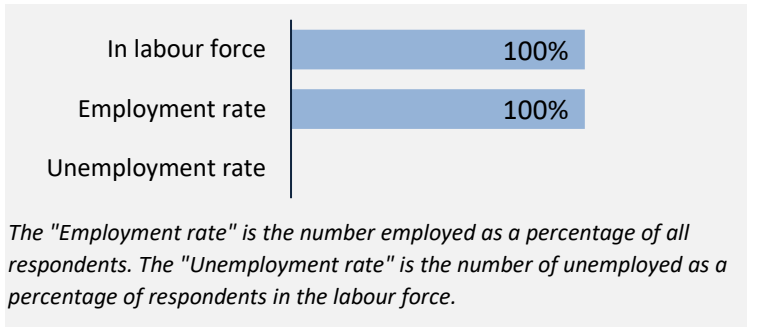
0%

Applied filters:

CPC: VCC: Fashion Arts;

Cohort 2
Respondents 1
Response Rate 50%

Employment Outcomes



Top Occupations (4-digit NOC)

	# Employed	% of those employed
6342: Tailors, dressmakers, furriers and milliners	1	100%
<i>Total of top occupations</i>		
	1	100%
<i>Total employed</i>		
	1	

Applied filters:

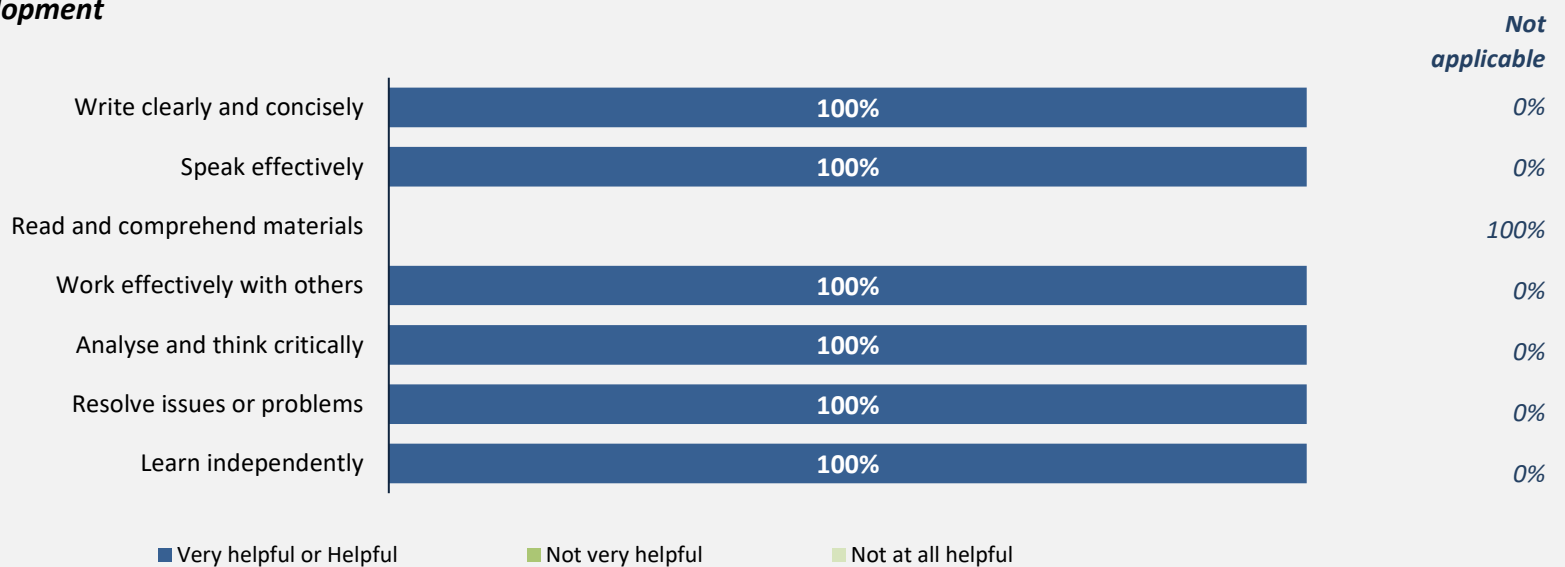
CPC: VCC: Fashion Arts;

Cohort	2
Respondents	1
Response Rate	50%

Skill Development and Post-Secondary Experience


100% said they were very satisfied or satisfied with the education they received.

Skill Development



Percentages are based on those who gave a valid rating, excluding those who said Not applicable.

Satisfaction with Post-Secondary Experience



Percentages are based on those who gave a valid rating, excluding those who said Not applicable.

Applied filters:

CPC: VCC: Fashion Arts Diploma;

Cohort 6
 Respondents 3
 Response Rate 50%

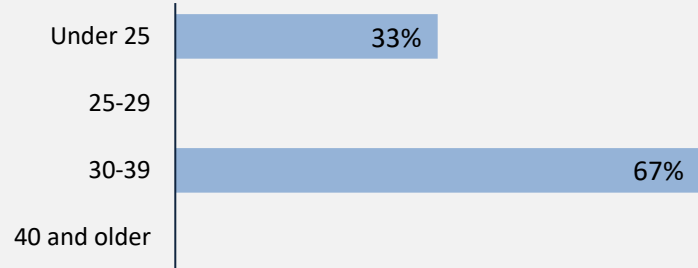
Description of Survey Respondents

Demographics

Gender



Age at the Time of the Survey



Aboriginal Identity

0%

Based on domestic students only.

Median Age

31

Further Education

0%

took further studies after graduating from their program

n = 0

Further Studies Related to Program

— of those who had taken further studies said their program prepared them well

0%

of respondents were currently studying

Of those who took further studies at a different institution:

— expected transfer credit
n = -

Of those who expected transfer credit:

— Received transfer credit

— were very satisfied or satisfied with their transfer experience

Very related, Somewhat related, Not very related, Not at all related


Past Education

67%

of respondents had taken previous post-secondary education

n = 2

Respondents were asked if they took ABE or ESL courses during or prior to their studies



Credentials are based on those who had taken previous post-secondary education. Respondents could report more than one type of post-secondary credential.

Adult Basic Education

0%

English as a Second Language

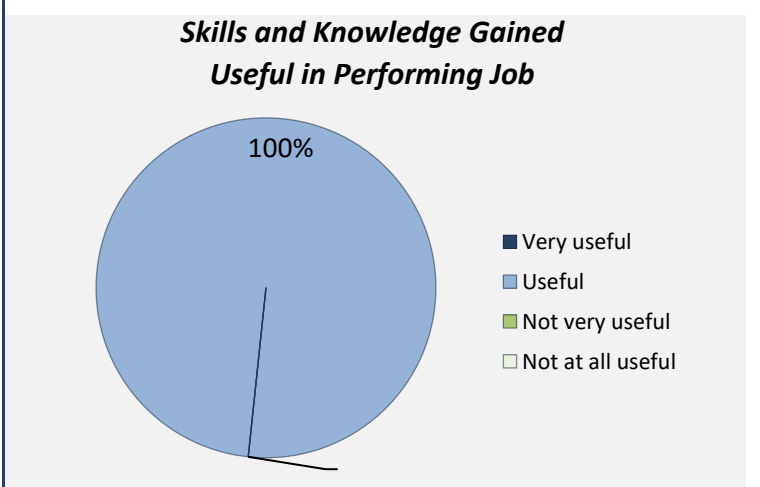
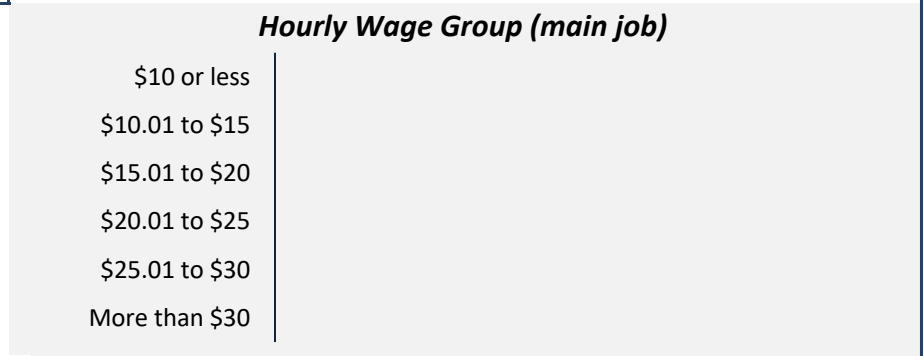
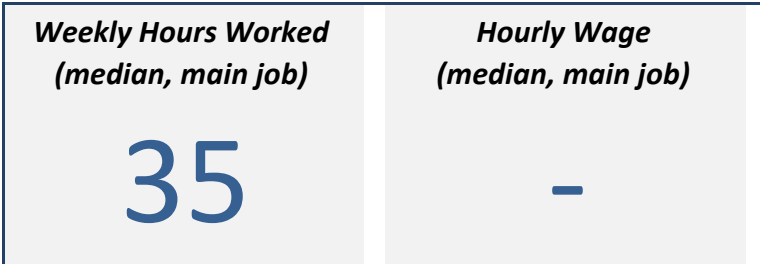

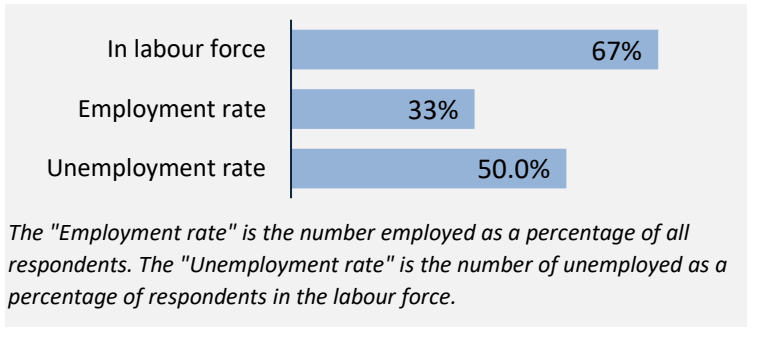
0%

Applied filters:

CPC: VCC: Fashion Arts Diploma;

Cohort	6
Respondents	3
Response Rate	50%

Employment Outcomes



Top Occupations (4-digit NOC)

	# Employed	% of those employed
6421: Retail salespersons	1	100%
<i>Total of top occupations</i>	1	100%
Total employed	1	

Applied filters:

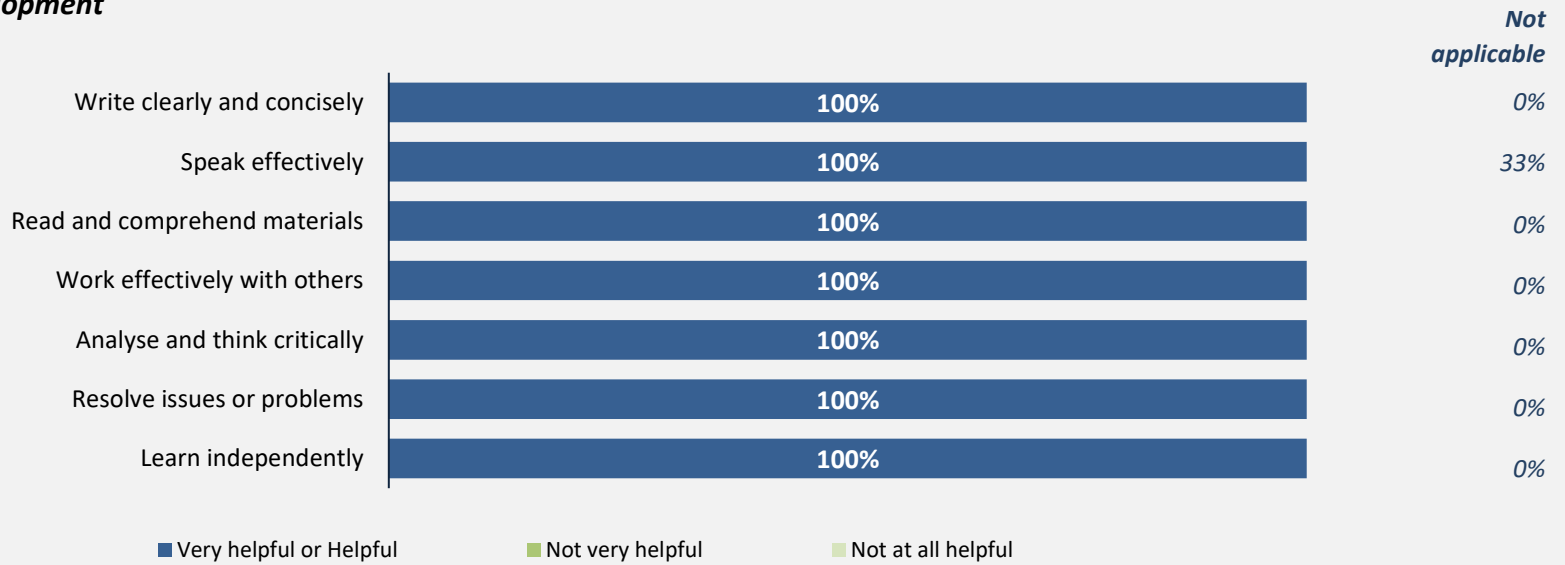
CPC: VCC: Fashion Arts Diploma;

Cohort	6
Respondents	3
Response Rate	50%

Skill Development and Post-Secondary Experience


100% said they were very satisfied or satisfied with the education they received.

Skill Development



Percentages are based on those who gave a valid rating, excluding those who said Not applicable.

Satisfaction with Post-Secondary Experience



Percentages are based on those who gave a valid rating, excluding those who said Not applicable.

Applied filters:


CPC: VCC: Fashion Design and Production;

Cohort	21
Respondents	11
Response Rate	52%


Description of Survey Respondents

Demographics

Gender



Age at the Time of the Survey



Aboriginal Identity

20%

Based on domestic students only.

Median Age

25

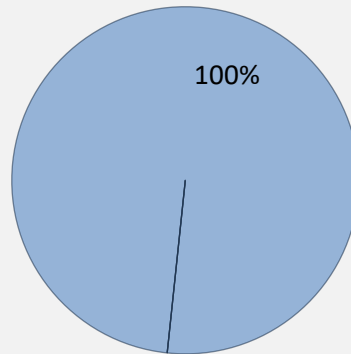
Further Education

10%

took further studies after graduating from their program

n = 1

Further Studies Related to Program



■ Very related ■ Somewhat related
 ■ Not very related ■ Not at all related

Of those who took further studies at a different institution:

0%

expected transfer credit
n = 0

Of those who expected transfer credit:

—

Received transfer credit

—

were very satisfied or satisfied with their transfer experience

100%

of those who had taken further studies said their program prepared them well

9%

of respondents were currently studying


Past Education

64%

of respondents had taken previous post-secondary education

n = 7

Respondents were asked if they took ABE or ESL courses during or prior to their studies



Credentials are based on those who had taken previous post-secondary education. Respondents could report more than one type of post-secondary credential.

Adult Basic Education

18%

English as a Second Language

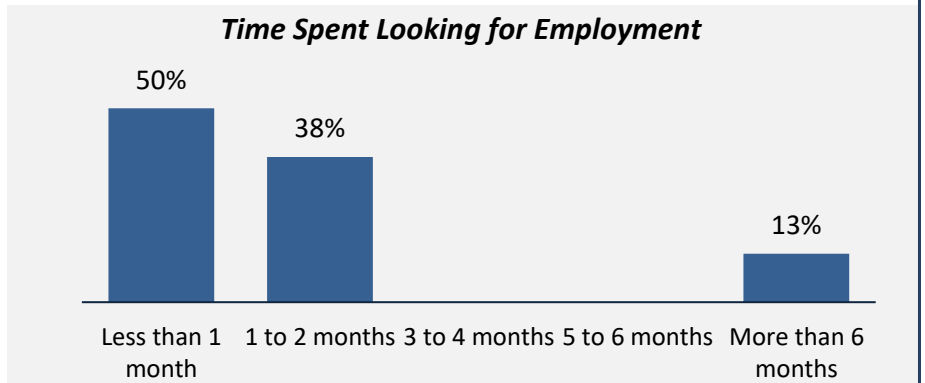
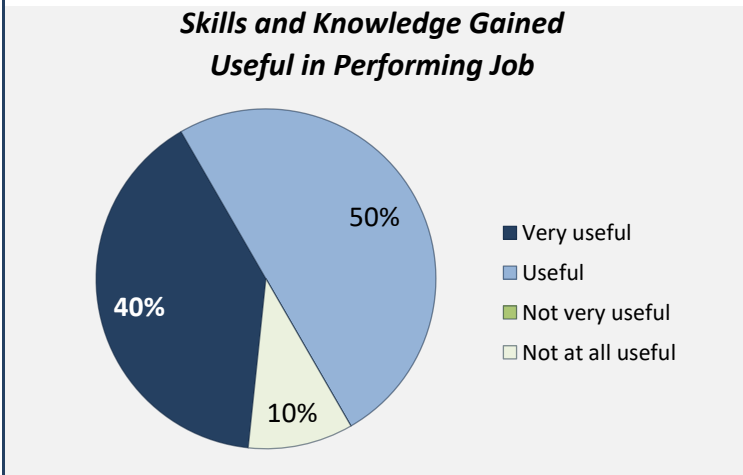
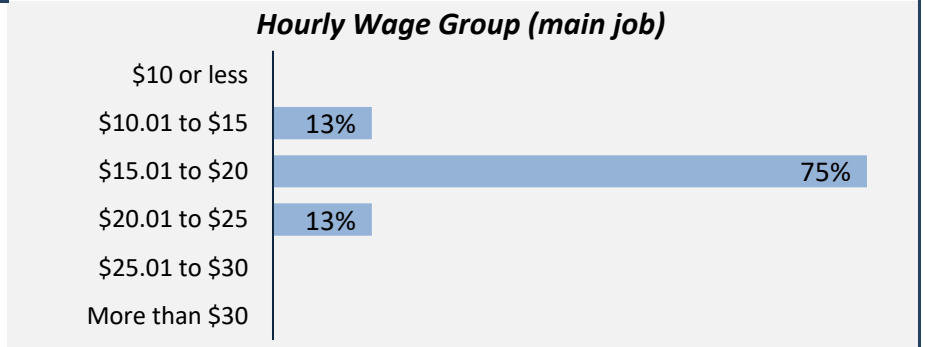
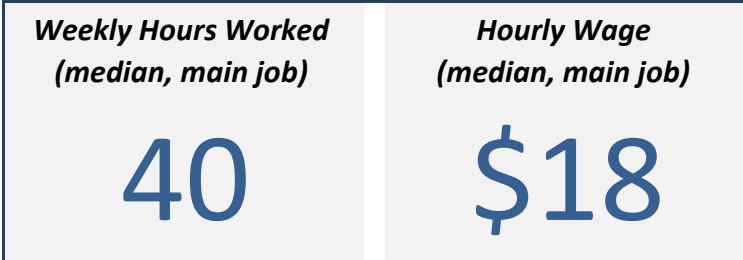
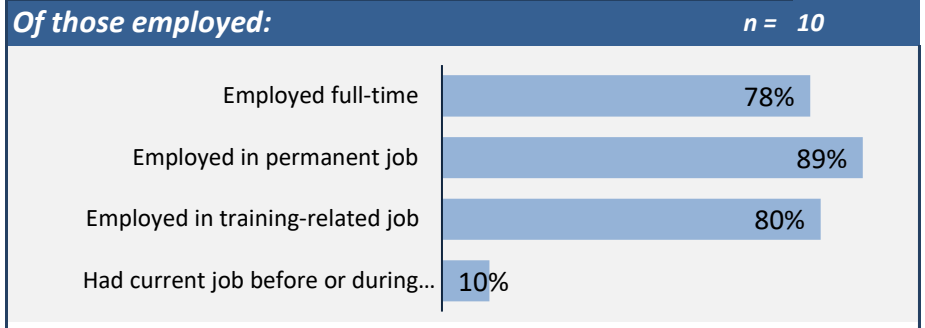
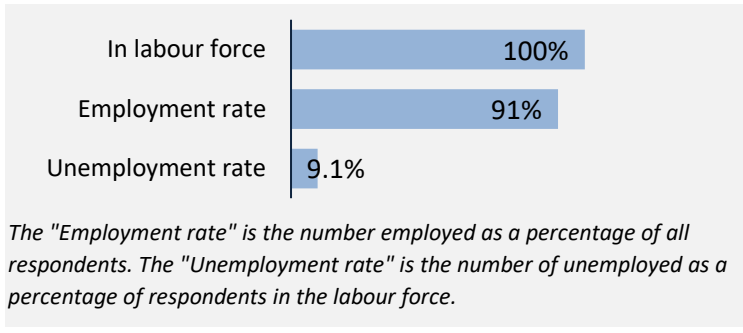
36%

Applied filters:

CPC: VCC: Fashion Design and Production;

Cohort 21
Respondents 11
Response Rate 52%

Employment Outcomes



Top Occupations (4-digit NOC)

	# Employed	% of those employed
6342: Tailors, dressmakers, furriers and milliners	3	30%
9619: Other labourers in processing, manufacturing and utilities	1	10%
5243: Theatre, fashion, exhibit and other creative designers	1	10%
1123: Professional occupations in advertising, marketing and public relations	1	10%
6421: Retail salespersons	1	10%
1226: Conference and event planners	1	10%
0621: Retail and wholesale trade managers	1	10%
1525: Dispatchers	1	10%
Total of top occupations	10	100%
Total employed	10	

Applied filters:

CPC: VCC: Fashion Design and Production;

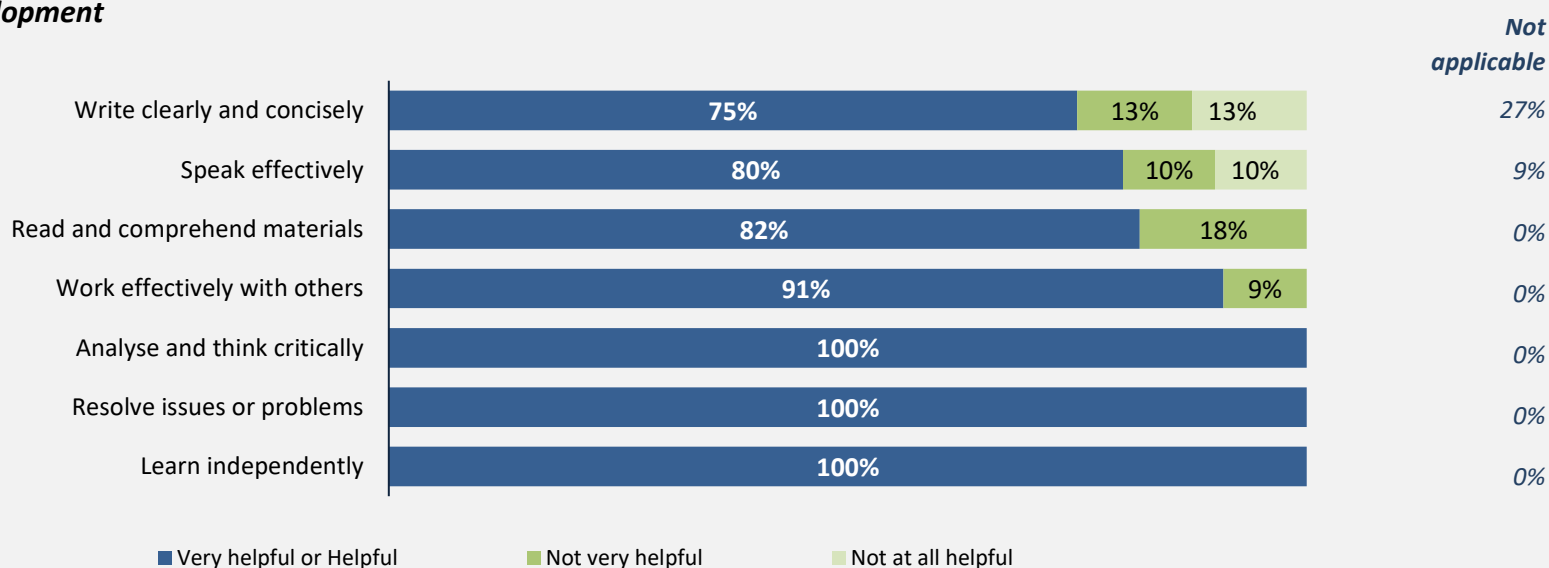
Cohort	21
Respondents	11
Response Rate	52%

Skill Development and Post-Secondary Experience

91%

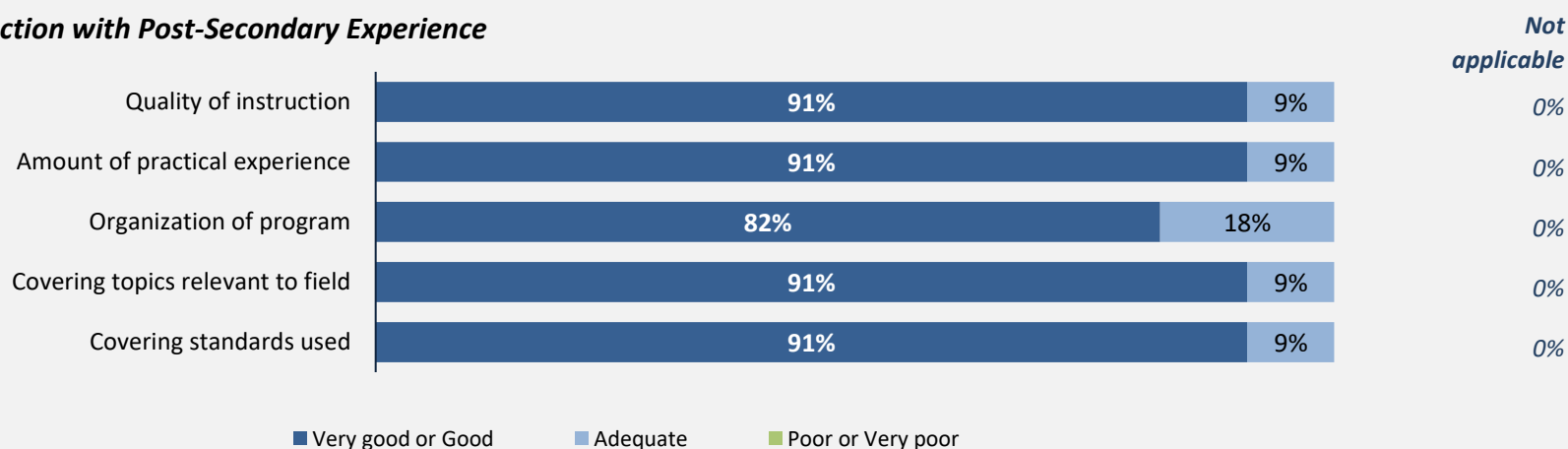
said they were very satisfied or satisfied with the education they received.

Skill Development



Percentages are based on those who gave a valid rating, excluding those who said Not applicable.

Satisfaction with Post-Secondary Experience



Percentages are based on those who gave a valid rating, excluding those who said Not applicable.

Applied filters:


CPC: VCC: Fashion Merchandising;

Cohort Respondents 14
 Response Rate 7
 50%

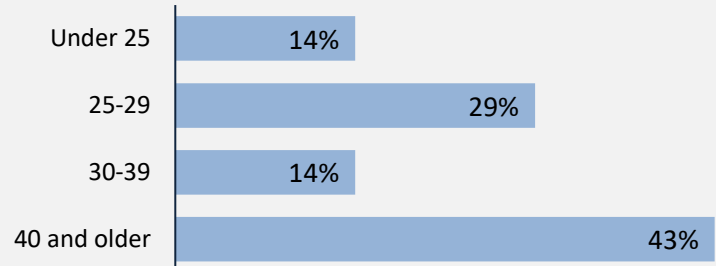
Description of Survey Respondents

Demographics

Gender



Age at the Time of the Survey



Aboriginal Identity

29%

Based on domestic students only.

Median Age

37

Further Education

0%

took further studies after graduating from their program

n = 0

Further Studies Related to Program

- of those who had taken further studies said their program prepared them well

0%

of respondents were currently studying

Of those who took further studies at a different institution:

- expected transfer credit
n = -

Of those who expected transfer credit:

- Received transfer credit

- were very satisfied or satisfied with their transfer experience

Very related Somewhat related
 Not very related Not at all related


Past Education

71%

of respondents had taken previous post-secondary education

n = 5

Respondents were asked if they took ABE or ESL courses during or prior to their studies



Credentials are based on those who had taken previous post-secondary education. Respondents could report more than one type of post-secondary credential.

Adult Basic Education

14%

English as a Second Language

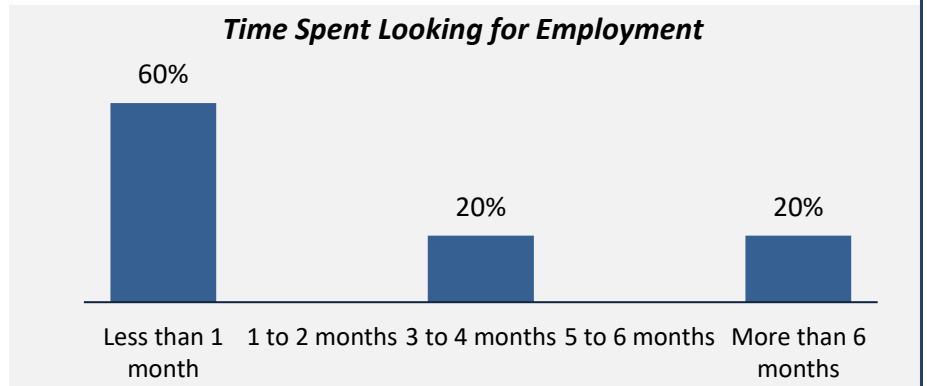
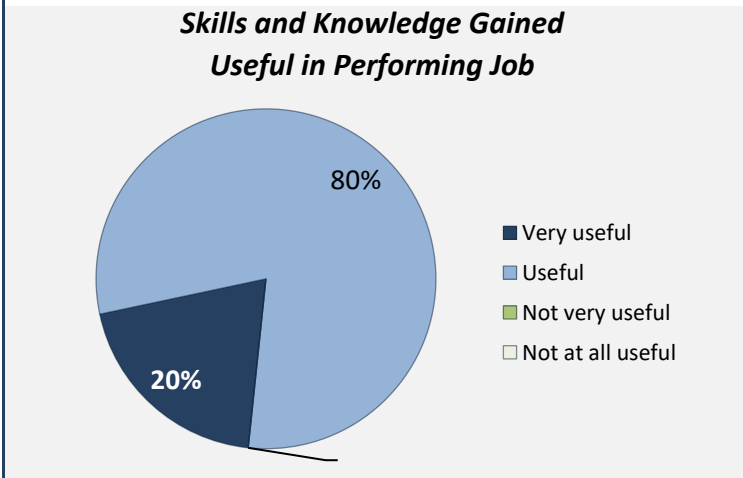
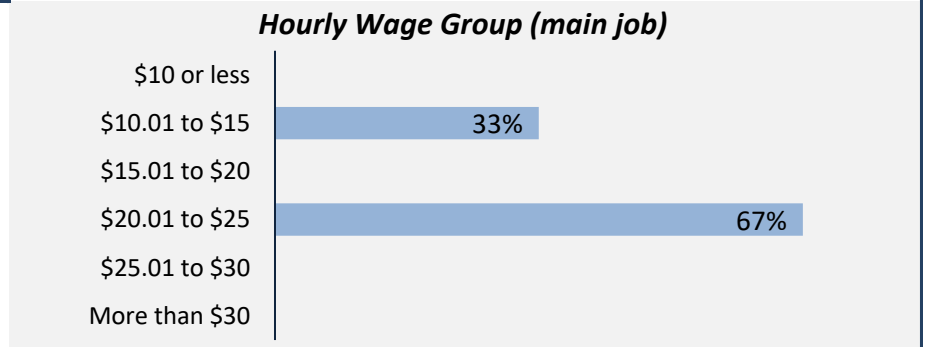

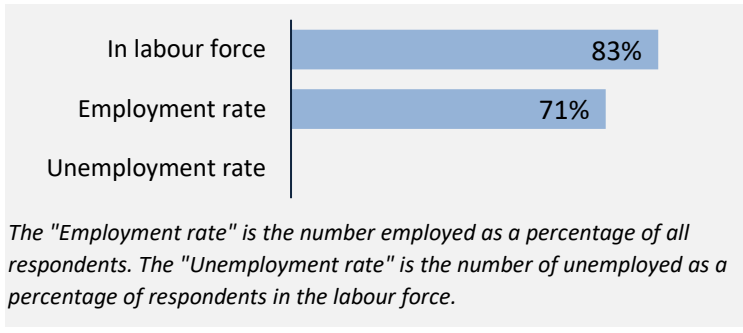
29%

Applied filters:

CPC: VCC: Fashion Merchandising;

Cohort 14
 Respondents 7
 Response Rate 50%

Employment Outcomes



Top Occupations (4-digit NOC)

	# Employed	% of those employed
6511: Maitres d'hotel and hosts/hostesses	1	20%
0621: Retail and wholesale trade managers	1	20%
9442: Weavers, knitters and other fabric making occupations	1	20%
6411: Sales and account representatives - wholesale trade (non-technical)	1	20%
6421: Retail salespersons	1	20%
Total of top occupations	5	100%
Total employed	5	

Applied filters:

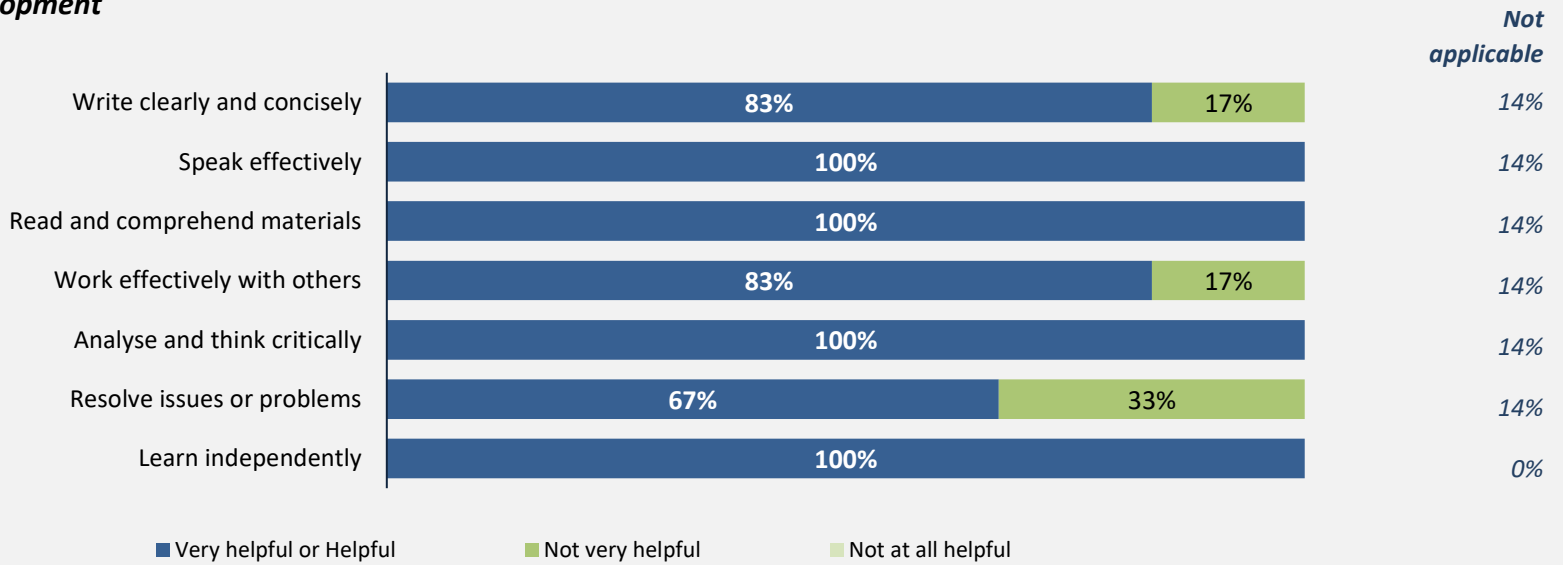
CPC: VCC: Fashion Merchandising;

Cohort	14
Respondents	7
Response Rate	50%

Skill Development and Post-Secondary Experience

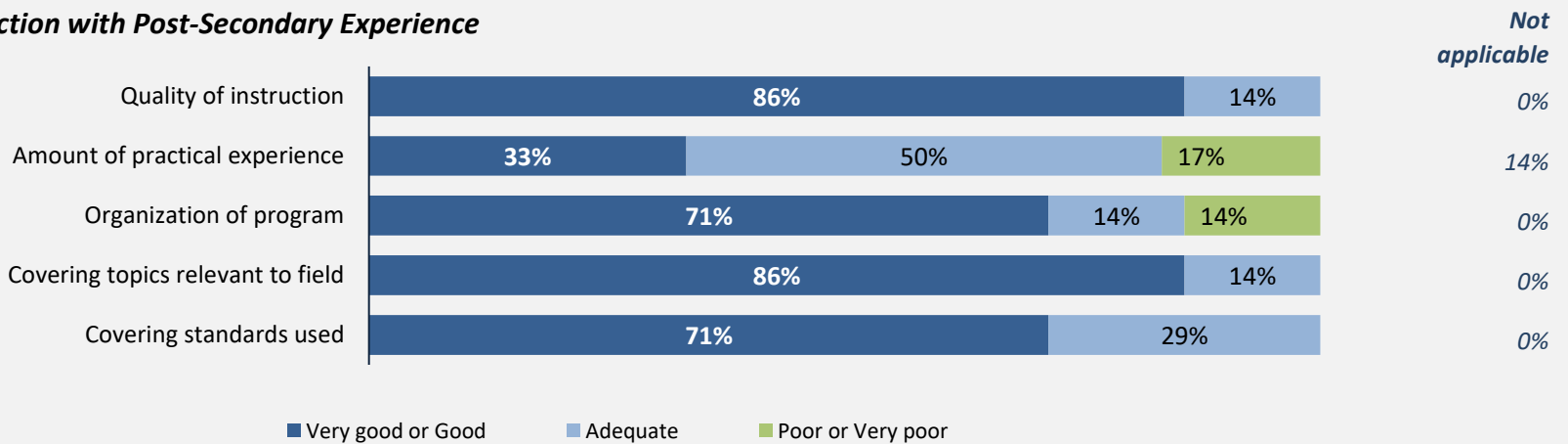
100% said they were very satisfied or satisfied with the education they received.

Skill Development



Percentages are based on those who gave a valid rating, excluding those who said Not applicable.

Satisfaction with Post-Secondary Experience



Percentages are based on those who gave a valid rating, excluding those who said Not applicable.