

Summary of Survey Results: 2020-2024

Trades Training Type:

Progressive apprenticeship, Traditional apprenticeship, Trades foundation, and Trades-related vocational programs

Applied filters:

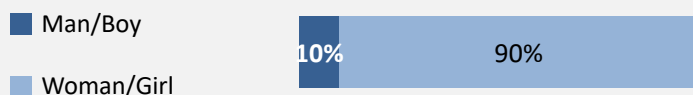
CPC: VCC: Esthetics & Spa Therapy;

Cohort	518
Respondents	193
Response Rate	37%

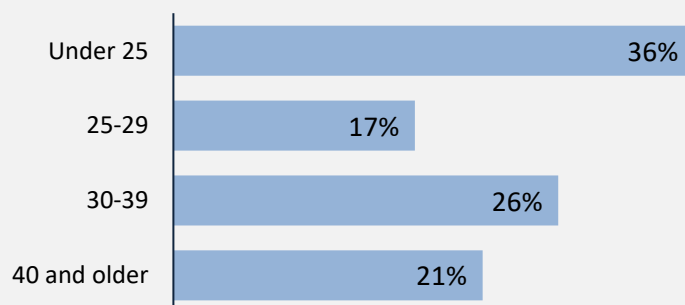
Description of Survey Respondents

Demographics

Gender



Age at the Time of the Survey



Aboriginal Identity

4%

Based on domestic students only

Median Age

29

About the Respondents

60%

relocated from their hometown to attend program


1%

*took **Adult Basic Education** courses during or prior to their trades training program*

14%

*took **English as a Second Language** courses during or prior to their trades training program*

Region respondents were living in at the time of the survey



Summary of Survey Results: 2020-2024

Trades Training Type:

Progressive apprenticeship, Traditional apprenticeship, Trades foundation, and Trades-related vocational programs

Applied filters:

CPC: VCC: Esthetics & Spa Therapy;

Cohort	518
Respondents	193
Response Rate	37%

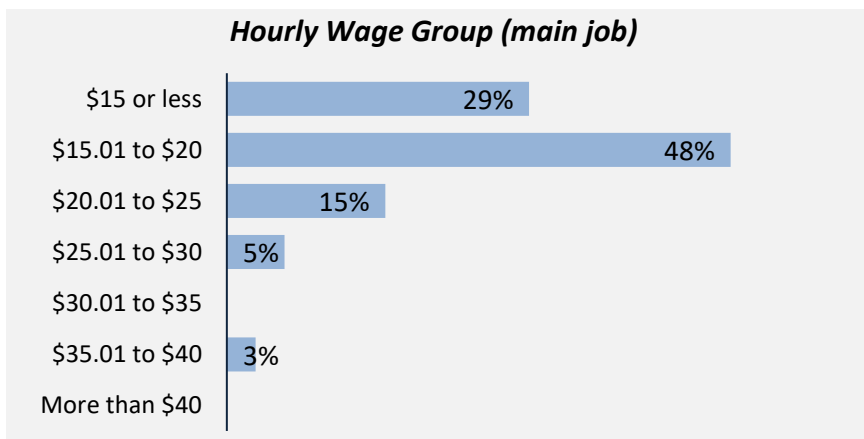
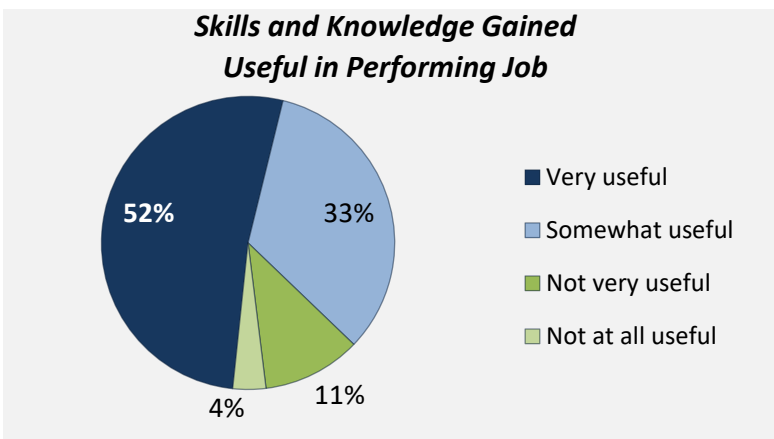
Employment Outcomes

<p>In the labour force</p> <h1>94%</h1>	<p>Employment rate</p> <h1>77%</h1>	<p>Unemployment rate</p> <h1>15.9%</h1>
--	--	--

The "Employment rate" is the number employed as a percentage of all respondents.
 The "Unemployment rate" is the number of unemployed as a percentage of respondents in the labour force.

Of those employed: n = 143

<table border="0"> <tr> <td>Employed full-time</td> <td style="text-align: right;">68%</td> </tr> <tr> <td>Employed in training-related job</td> <td style="text-align: right;">66%</td> </tr> <tr> <td>Employed in permanent position</td> <td style="text-align: right;">69%</td> </tr> </table>	Employed full-time	68%	Employed in training-related job	66%	Employed in permanent position	69%	<p>Hourly Wage (median, main job)</p> <h1>\$17</h1>	<p>Hours Worked (median, main job)</p> <h1>36</h1>
Employed full-time	68%							
Employed in training-related job	66%							
Employed in permanent position	69%							



Top Occupations (5-digit NOC)	# employed	% of those employed
63211: Estheticians, electrologists and related occupations	58	41%
63210: Hairstylists and barbers	33	23%
XXXXX: Unclassified occupations	17	12%
64100: Retail salespersons and visual merchandisers	5	3%
60030: Restaurant and food service managers	3	2%
65201: Food counter attendants, kitchen helpers and related support occupations	3	2%
65100: Cashiers	2	1%
63200: Cooks	2	1%
65329: Other service support occupations	2	1%
33102: Nurse aides, orderlies and patient service associates	1	1%
<i>Total of top occupations</i>	126	88%
<i>Total employed</i>	143	

Summary of Survey Results: 2020-2024

Trades Training Type:

Progressive apprenticeship, Traditional apprenticeship, Trades foundation, and Trades-related vocational programs

Applied filters:

CPC: VCC: Esthetics & Spa Therapy;

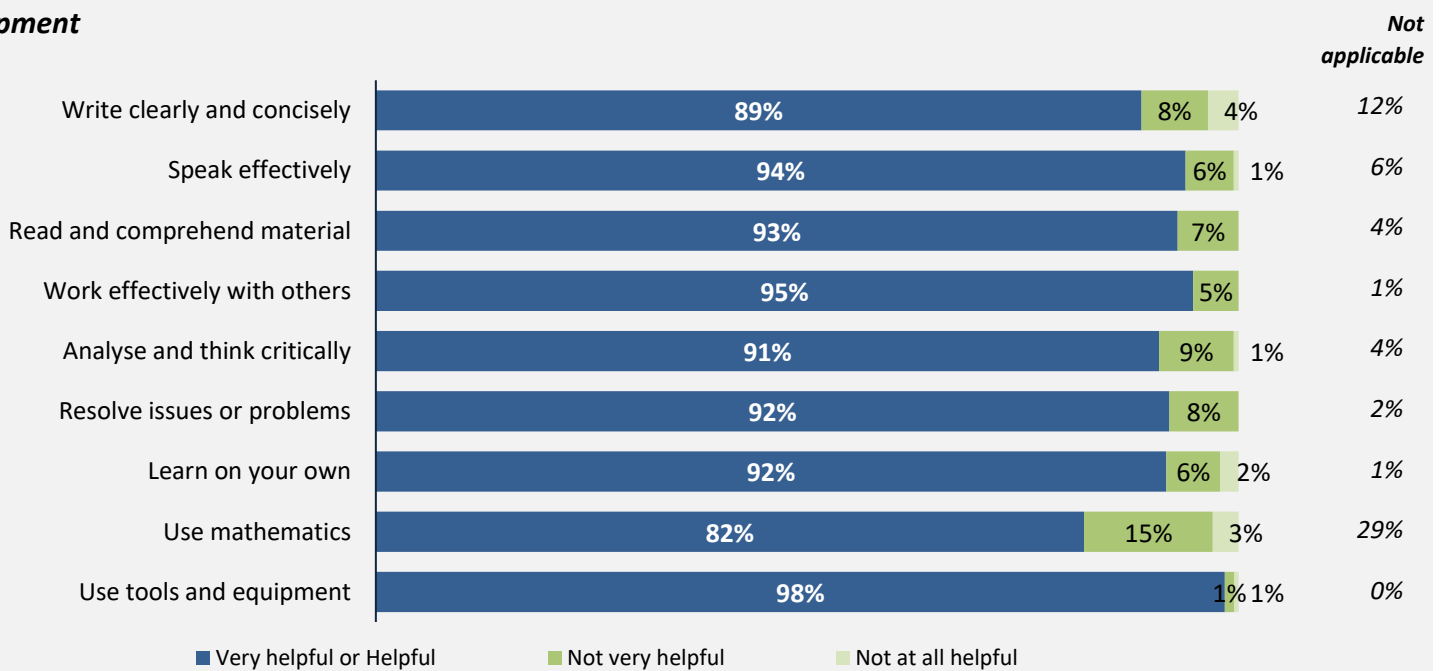
Cohort	518
Respondents	193
Response Rate	37%

Skill Development and Post-Secondary Experience

95%

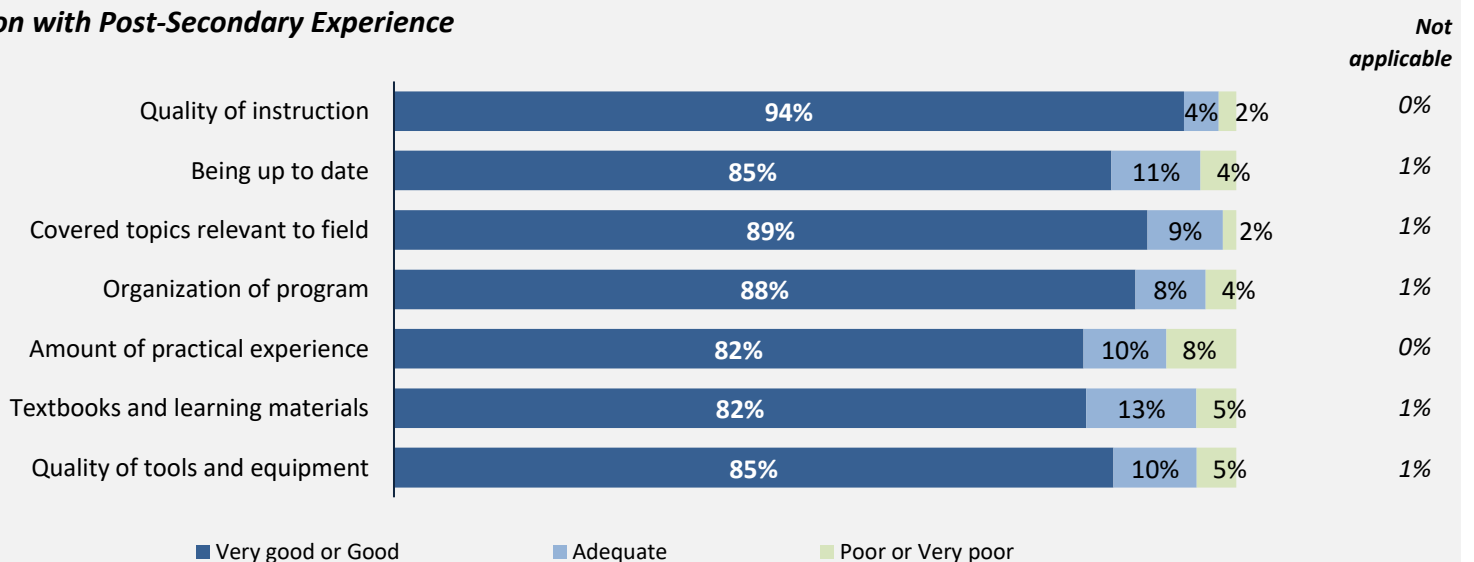
said they were very satisfied or satisfied with the education they received.

Skill Development



Percentages are based on those who gave a valid rating, excluding those who said not applicable.

Satisfaction with Post-Secondary Experience



Percentages are based on those who gave a valid rating, excluding those who said not applicable.

Summary of Survey Results: 2020-2024

Trades Training Type:

Progressive apprenticeship, Traditional apprenticeship

Applied filters:

CPC: VCC: Esthetics & Spa Therapy;


Cohort -
Respondents -
Response Rate 0%

Apprenticeship programs

In-School Experiences

—
obtained their Certificate of Qualification

—
said the knowledge and skills gained in their program were useful in preparing to write the Certificate of Qualification or Red Seal certification exams



Workplace Experiences

—
said they were very satisfied or satisfied with their workplace training

—
said their workplace training was related to their in-school training

—
were employed as an apprentice during their program

Employment After Leaving School

—
of employed respondents found a job in their trade, including those who had a job to return to after their training

—
had a job in their trade to return to after their training



—
were still working for the same employer

Trades Training Type:

Trades foundation, Trades-related vocational programs

Applied filters:

CPC: VCC: Esthetics & Spa Therapy;

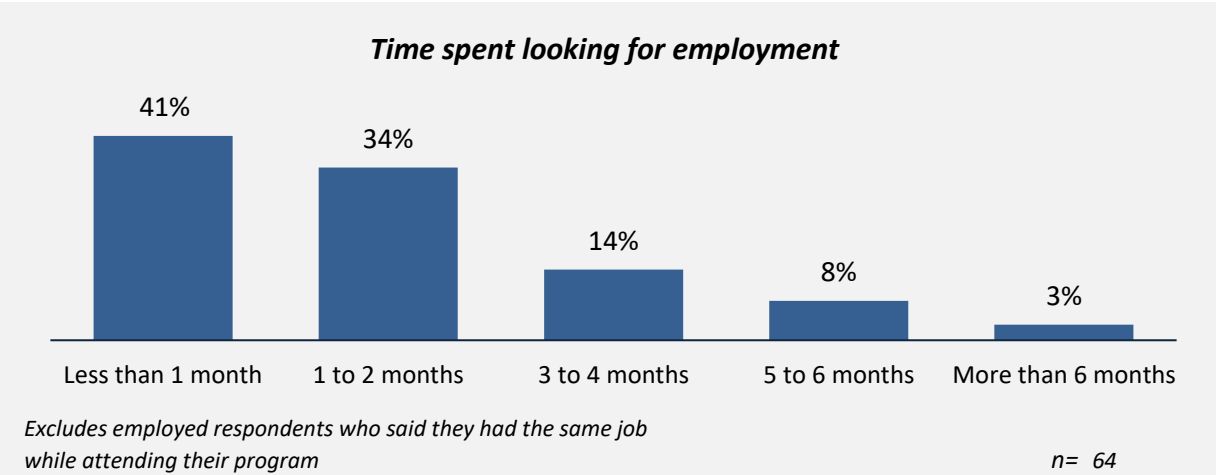
Cohort	518
Respondents	193
Response Rate	37%

Trades foundation & Trades-related vocational programs

Employment After Leaving School

45%
had the same job before or while they were attending school

84%
said their education was useful in getting their job



Other Education

Trades-related vocational respondents only, results are shown for the education they took before and after their program.

*Not asked in 2024

—
took further studies after completing their program
n = -

—
of those who had taken further studies said their program prepared them well

—
of respondents were currently studying
n = -



Of those who took further studies at a different institution:

—
expected transfer credit*
n = -

Of those who expected transfer credit:

—
received transfer credit*

—
were very satisfied or satisfied with their transfer experience*

Summary of Survey Results: 2020-2024

Trades Training Type:

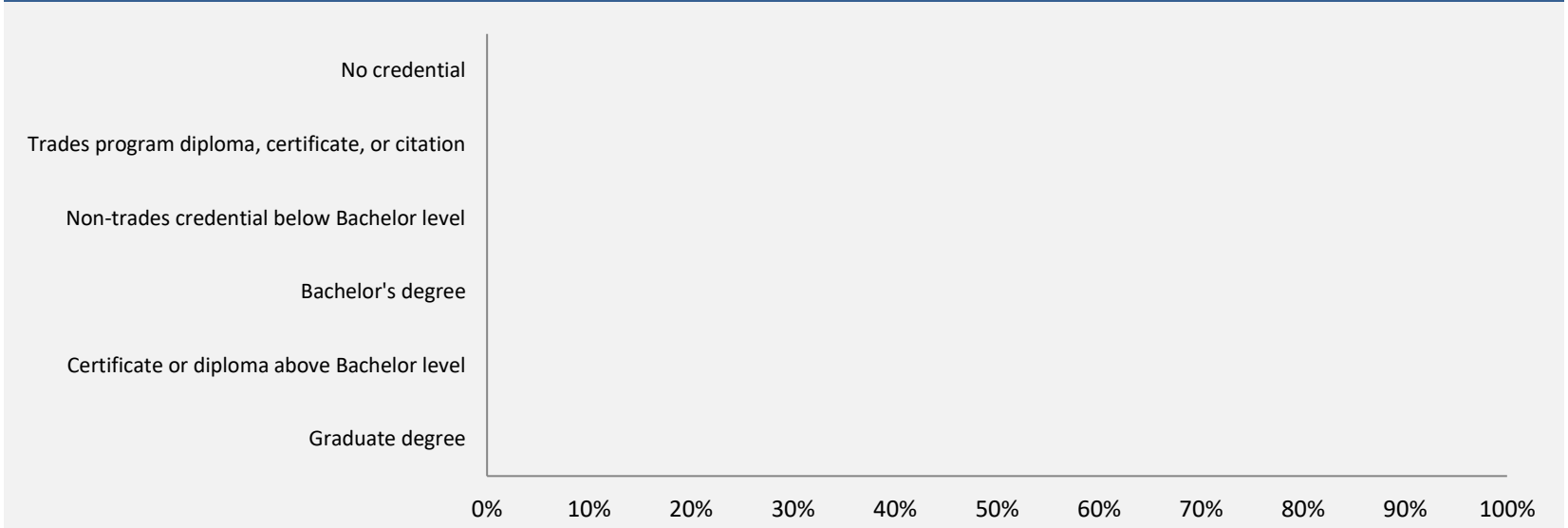
Trades foundation, Trades-related vocational programs

Applied filters:

CPC: VCC: Esthetics & Spa Therapy;

Cohort	518
Respondents	193
Response Rate	37%

had taken *previous* post-secondary education n = -



*Based on those who had taken previous post-secondary education.
Respondents could report more than one type of post-secondary credential.*

Transition to Apprenticeship n = 182
The following results are for Trades foundation respondents only.

64%
of Trades foundation respondents tried to get employment as an apprentice after they left their program

82%
of those who tried to get employment as an apprentice were successful

