

Summary of Survey Results: 2020-2024

Trades Training Type:

Progressive apprenticeship, Traditional apprenticeship, Trades foundation, and Trades-related vocational programs

Applied filters:

CPC: VCC: Culinary Arts Apprentice;

Cohort 101
Respondents 56
Response Rate 55%

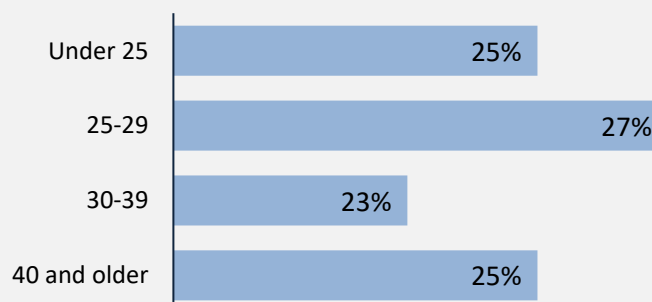
Description of Survey Respondents

Demographics

Gender



Age at the Time of the Survey



Aboriginal Identity

2%

Based on domestic students only

Median Age

28

About the Respondents

13%

relocated from their hometown to attend program


4%

*took **Adult Basic Education** courses during or prior to their trades training program*

4%

*took **English as a Second Language** courses during or prior to their trades training program*

Region respondents were living in at the time of the survey



Summary of Survey Results: 2020-2024

Trades Training Type:

Progressive apprenticeship, Traditional apprenticeship, Trades foundation, and Trades-related vocational programs

Applied filters:

CPC: VCC: Culinary Arts Apprentice;

Cohort	101
Respondents	56
Response Rate	55%

Employment Outcomes

In the labour force

96%

Employment rate

91%

Unemployment rate


5.6%

The "Employment rate" is the number employed as a percentage of all respondents.

The "Unemployment rate" is the number of unemployed as a percentage of respondents in the labour force.

Of those employed:

n = 51



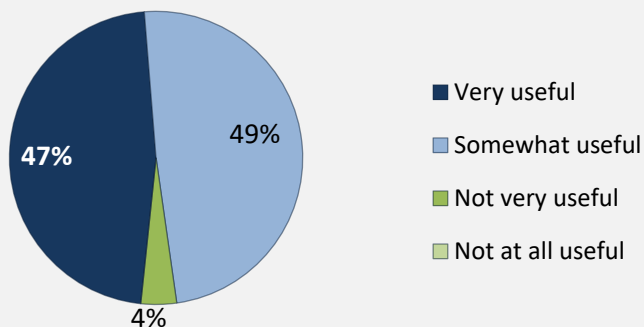
Hourly Wage (median, main job)

\$23

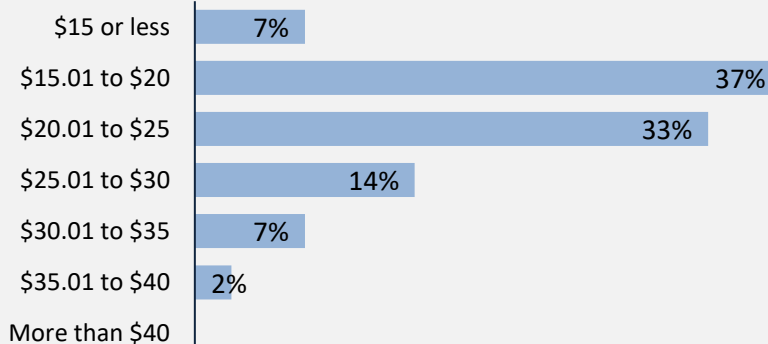
Hours Worked (median, main job)

40

Skills and Knowledge Gained Useful in Performing Job



Hourly Wage Group (main job)



Top Occupations (5-digit NOC)

Occupation	# employed	% of those employed
63200: Cooks	27	53%
62200: Chefs	18	35%
62020: Food service supervisors	2	4%
44100: Home child care providers	1	2%
43100: Elementary and secondary school teacher assistants	1	2%
41210: College and other vocational instructors	1	2%
63211: Estheticians, electrologists and related occupations	1	2%
Total of top occupations	51	100%
Total employed	51	

Summary of Survey Results: 2020-2024

Trades Training Type:

Progressive apprenticeship, Traditional apprenticeship, Trades foundation, and Trades-related vocational programs

Applied filters:

CPC: VCC: Culinary Arts Apprentice;

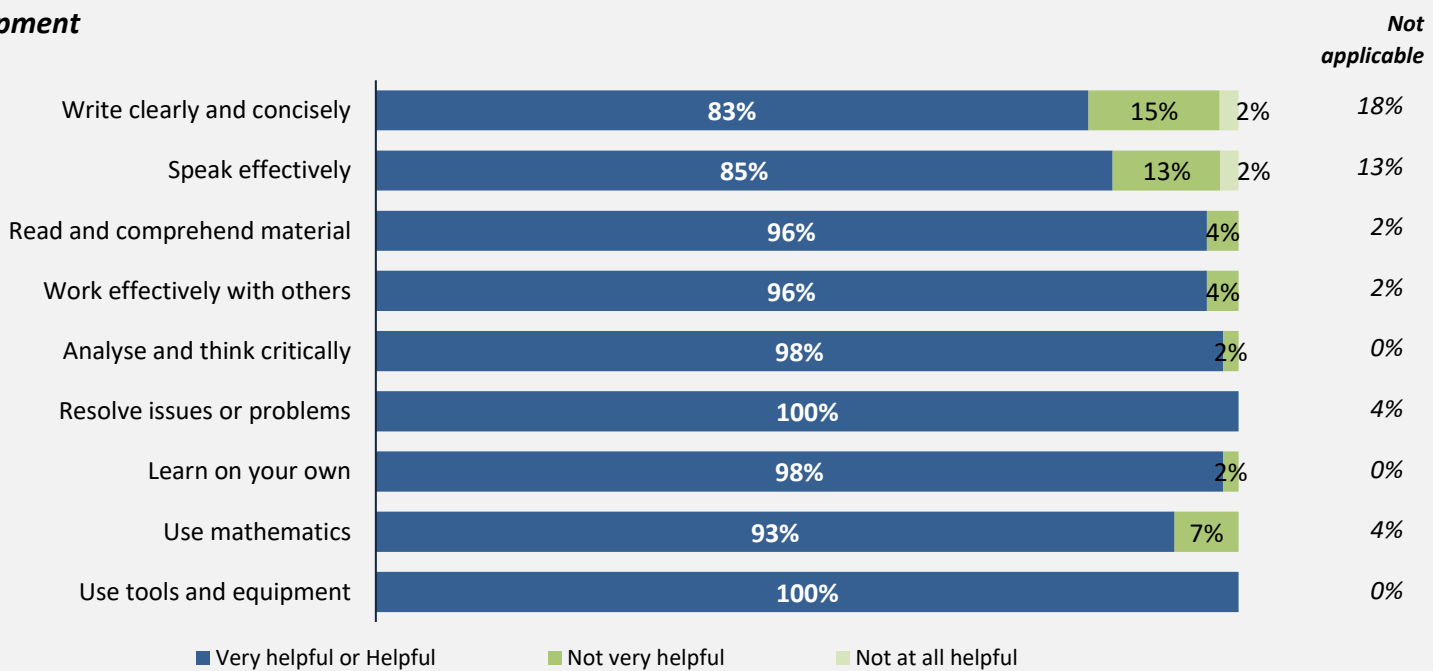
Cohort	101
Respondents	56
Response Rate	55%

Skill Development and Post-Secondary Experience

96%

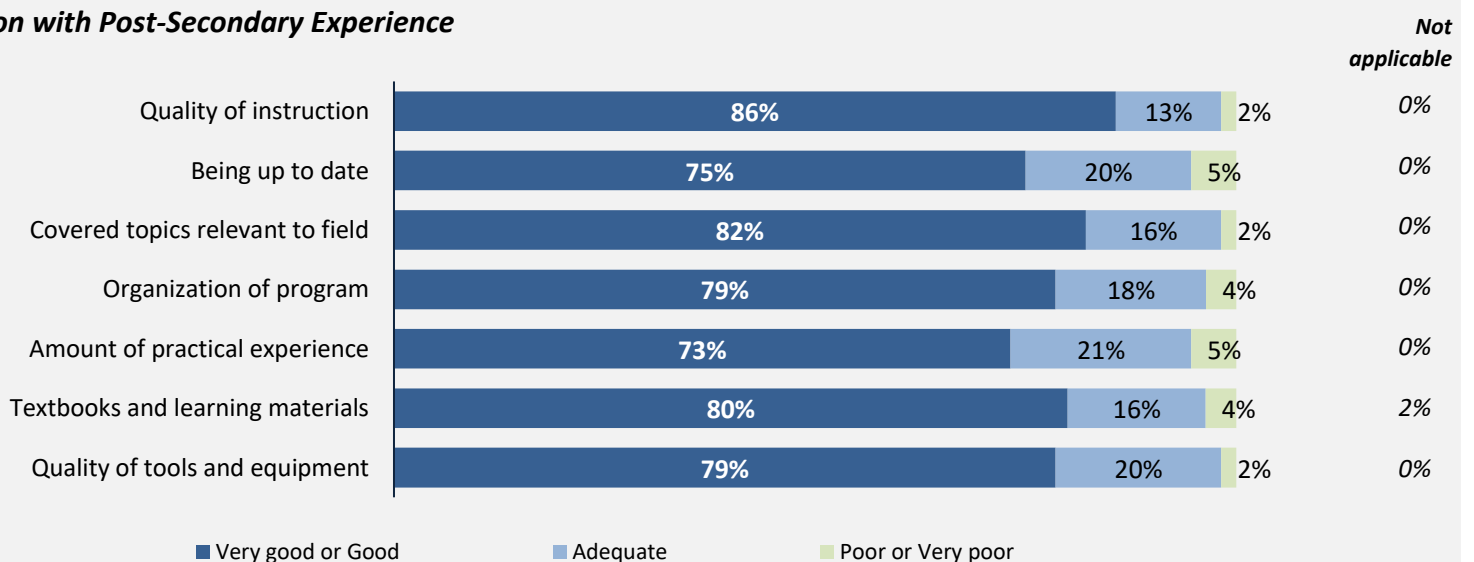
said they were very satisfied or satisfied with the education they received.

Skill Development



Percentages are based on those who gave a valid rating, excluding those who said not applicable.

Satisfaction with Post-Secondary Experience



Percentages are based on those who gave a valid rating, excluding those who said not applicable.

Summary of Survey Results: 2020-2024

Trades Training Type:

Progressive apprenticeship, Traditional apprenticeship

Applied filters:

CPC: VCC: Culinary Arts Apprentice;

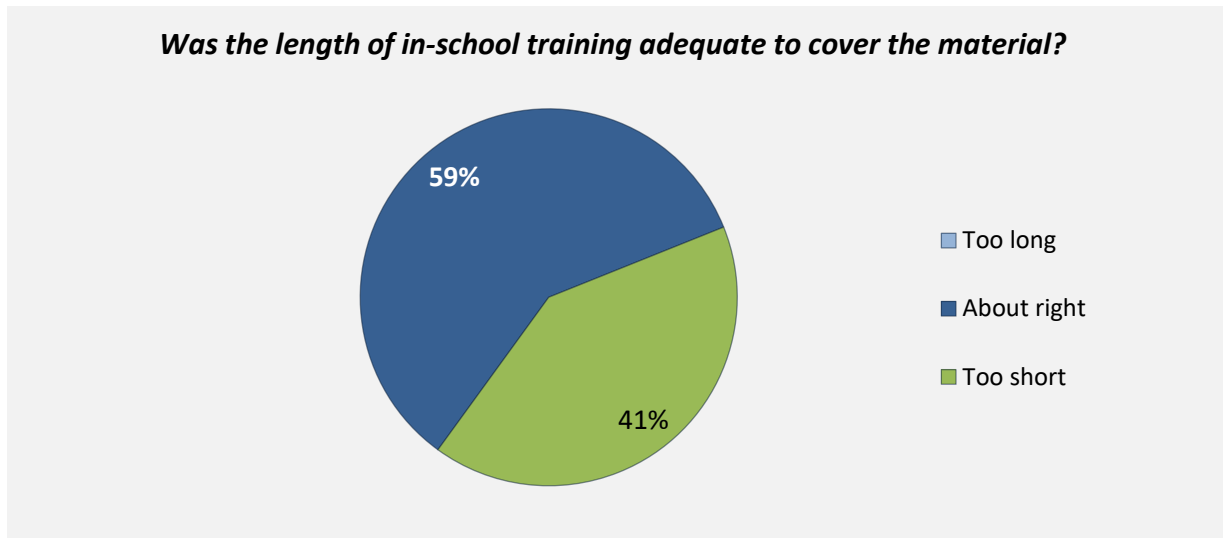
Cohort	101
Respondents	56
Response Rate	55%

Apprenticeship programs

In-School Experiences

87%
obtained their
Certificate of Qualification

96%
said the knowledge and skills
gained in their program were useful
in preparing to write the Certificate
of Qualification or Red Seal
certification exams



Workplace Experiences

94%
said they were very satisfied or satisfied with
their **workplace training**

87%
said their workplace training was
related to their **in-school training**

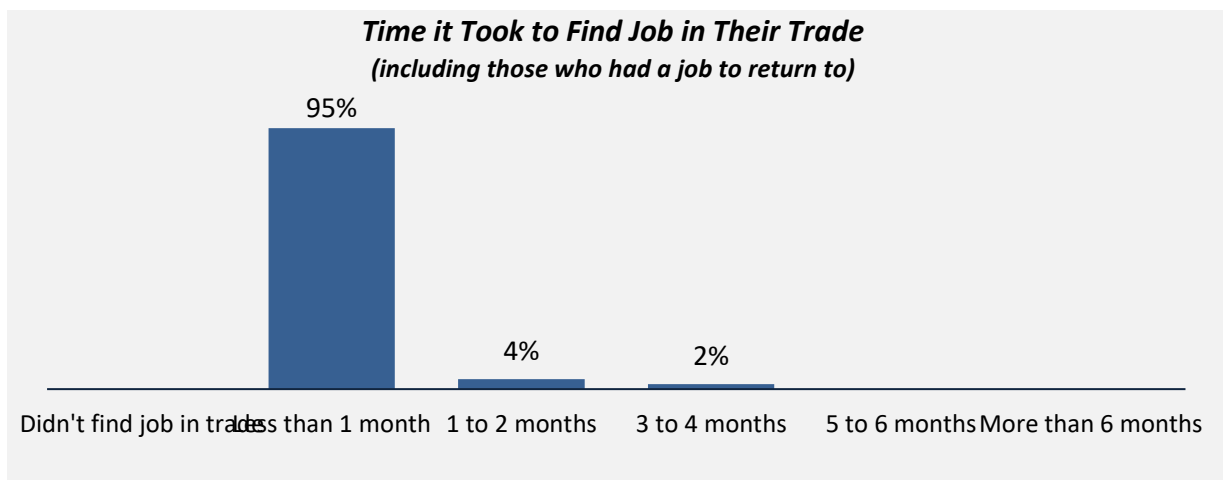
96%
were **employed as an apprentice**
during their program

Employment After Leaving School

100%
of employed respondents found a job in their trade,
including those who had a job to return to after their training

95%
had a **job in their trade**
to return to after their training

64%
were still working
for the same employer



Summary of Survey Results: 2020-2024

Trades Training Type:

Progressive apprenticeship, Traditional apprenticeship, Trades foundation, and Trades-related vocational programs

Applied filters:

CPC: VCC: Culinary Arts Apprentice Level 1;

Cohort	101
Respondents	39
Response Rate	39%

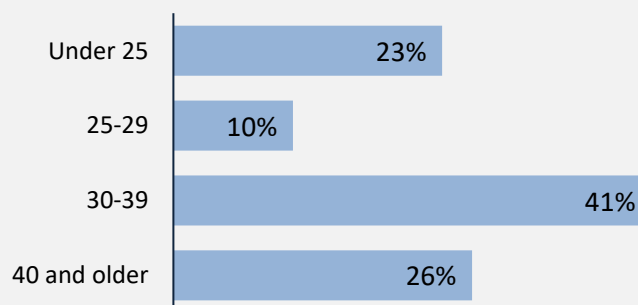
Description of Survey Respondents

Demographics

Gender



Age at the Time of the Survey



Aboriginal Identity

5%

Based on domestic students only

Median Age

33

About the Respondents

11%

relocated from their hometown to attend program


3%

*took **Adult Basic Education** courses during or prior to their trades training program*

5%

*took **English as a Second Language** courses during or prior to their trades training program*

Region respondents were living in at the time of the survey



Summary of Survey Results: 2020-2024

Trades Training Type:

Progressive apprenticeship, Traditional apprenticeship, Trades foundation, and Trades-related vocational programs

Applied filters:

CPC: VCC: Culinary Arts Apprentice Level 1;

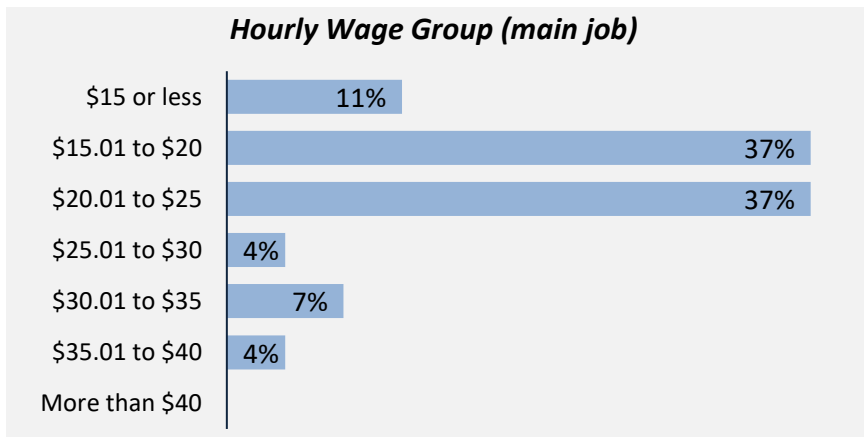
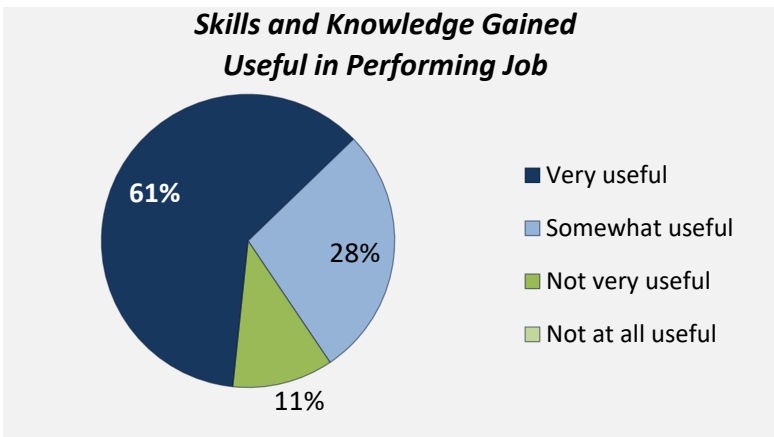
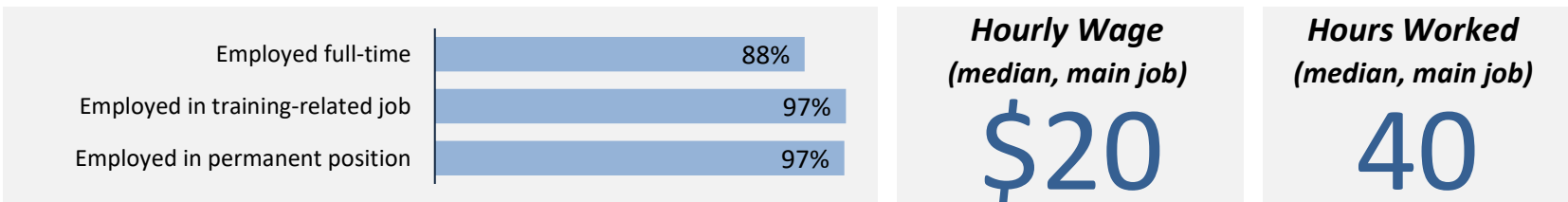
Cohort	101
Respondents	39
Response Rate	39%

Employment Outcomes



The "Employment rate" is the number employed as a percentage of all respondents.
 The "Unemployment rate" is the number of unemployed as a percentage of respondents in the labour force.

Of those employed: n = 36



Top Occupations (5-digit NOC)	# employed	% of those employed
63200: Cooks	19	53%
62200: Chefs	12	33%
XXXXX: Unclassified occupations	3	8%
65100: Cashiers	1	3%
73300: Transport truck drivers	1	3%
Total of top occupations	36	100%
Total employed	36	

Summary of Survey Results: 2020-2024

Trades Training Type:

Progressive apprenticeship, Traditional apprenticeship, Trades foundation, and Trades-related vocational programs

Applied filters:

CPC: VCC: Culinary Arts Apprentice Level 1;

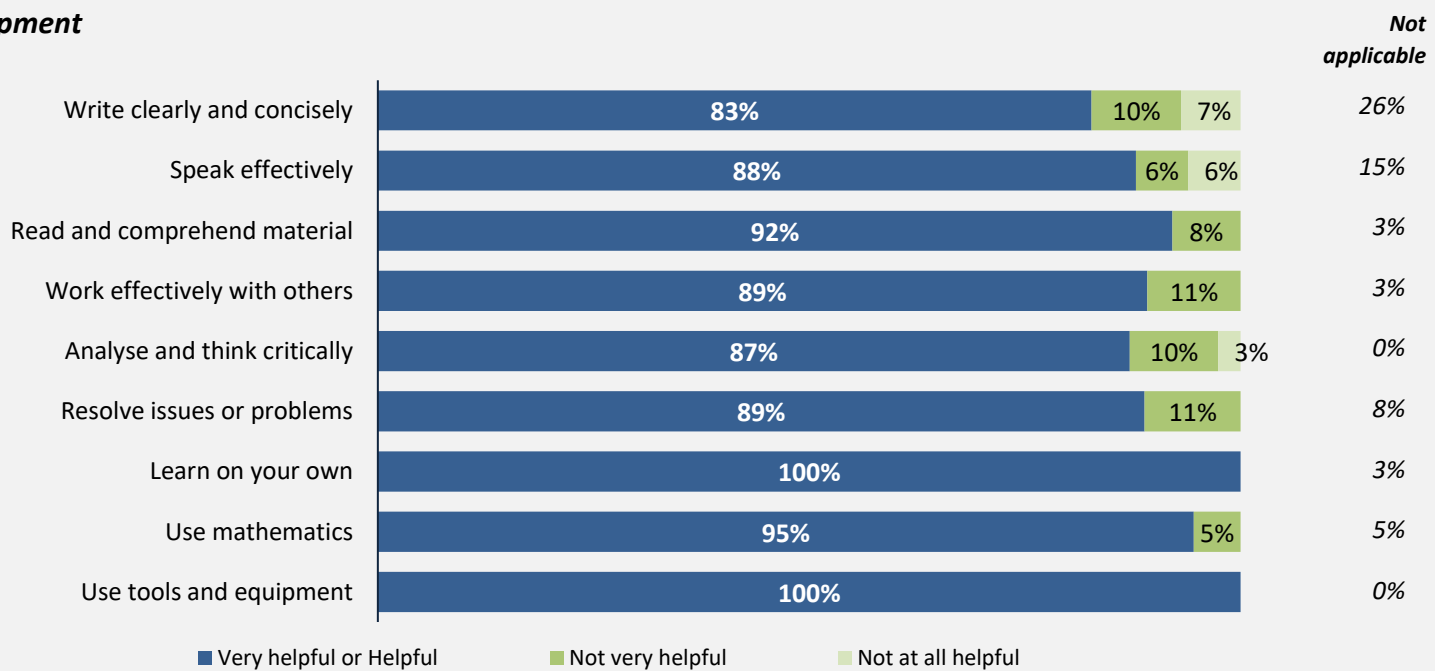
Cohort	101
Respondents	39
Response Rate	39%

Skill Development and Post-Secondary Experience

97%

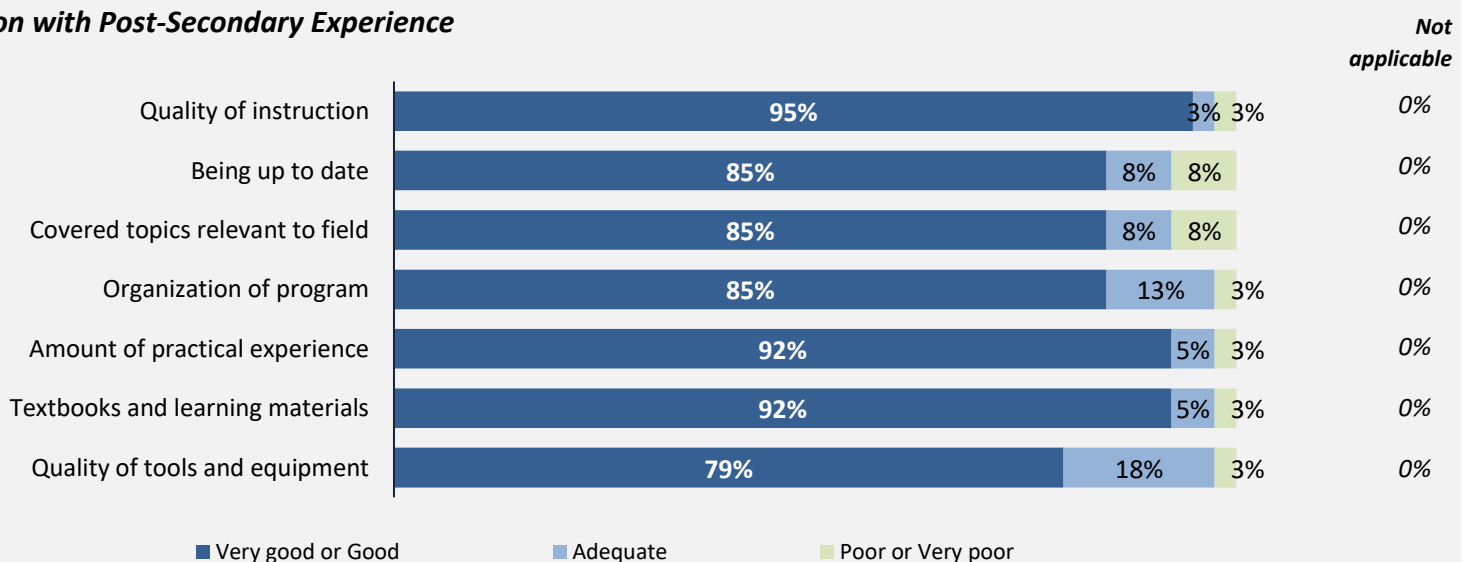
said they were very satisfied or satisfied with the education they received.

Skill Development



Percentages are based on those who gave a valid rating, excluding those who said not applicable.

Satisfaction with Post-Secondary Experience



Percentages are based on those who gave a valid rating, excluding those who said not applicable.

Summary of Survey Results: 2020-2024

Trades Training Type:

Progressive apprenticeship, Traditional apprenticeship

Applied filters:

CPC: VCC: Culinary Arts Apprentice Level 1;

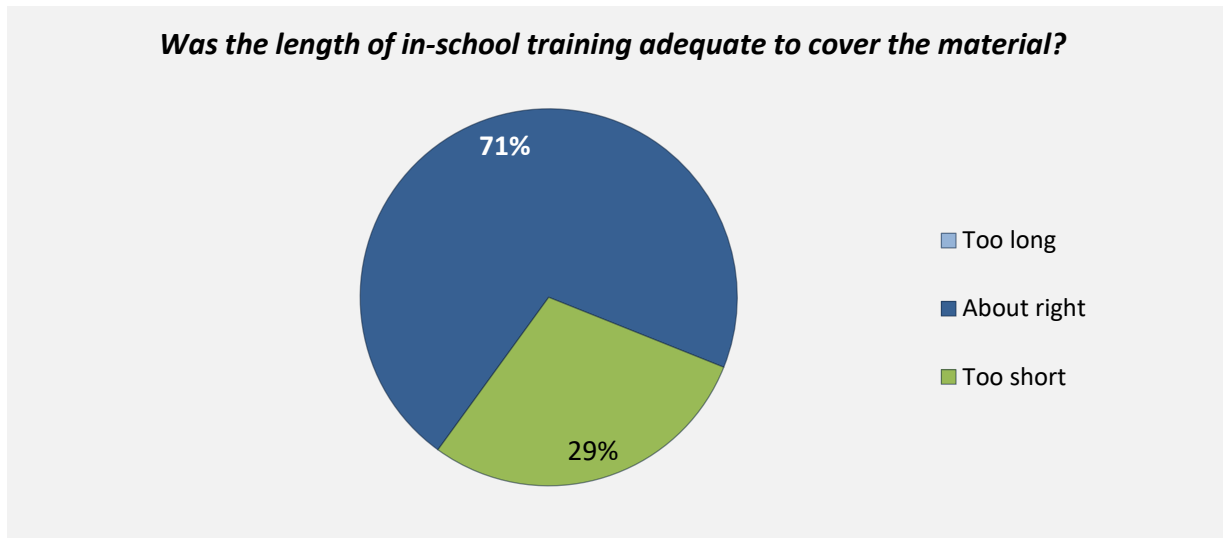
Cohort	101
Respondents	39
Response Rate	39%

Apprenticeship programs

In-School Experiences

89%
obtained their
Certificate of Qualification

100%
said the knowledge and skills
gained in their program were useful
in preparing to write the Certificate
of Qualification or Red Seal
certification exams



Workplace Experiences

89%
said they were very satisfied or satisfied with
their **workplace training**

87%
said their workplace training was
related to their in-school training

97%
were **employed as an apprentice**
during their program

Employment After Leaving School

97% of employed respondents found a job in their trade,
including those who had a job to return to after their training

92%
had a **job in their trade**
to return to after their training

71%
were still working
for the same employer



Summary of Survey Results: 2020-2024

Trades Training Type:

Progressive apprenticeship, Traditional apprenticeship, Trades foundation, and Trades-related vocational programs

Applied filters:

CPC: VCC: Culinary Arts Apprentice Level 2;

Cohort	82
Respondents	34
Response Rate	41%

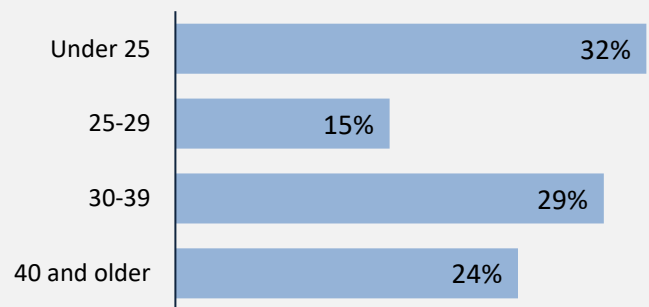
Description of Survey Respondents

Demographics

Gender



Age at the Time of the Survey



Aboriginal Identity

0%

Based on domestic students only

Median Age

30

About the Respondents

19%

relocated from their hometown to attend program


3%

*took **Adult Basic Education** courses during or prior to their trades training program*

0%

*took **English as a Second Language** courses during or prior to their trades training program*

Region respondents were living in at the time of the survey



Summary of Survey Results: 2020-2024

Trades Training Type:

Progressive apprenticeship, Traditional apprenticeship, Trades foundation, and Trades-related vocational programs

Applied filters:

CPC: VCC: Culinary Arts Apprentice Level 2;

Cohort	82
Respondents	34
Response Rate	41%

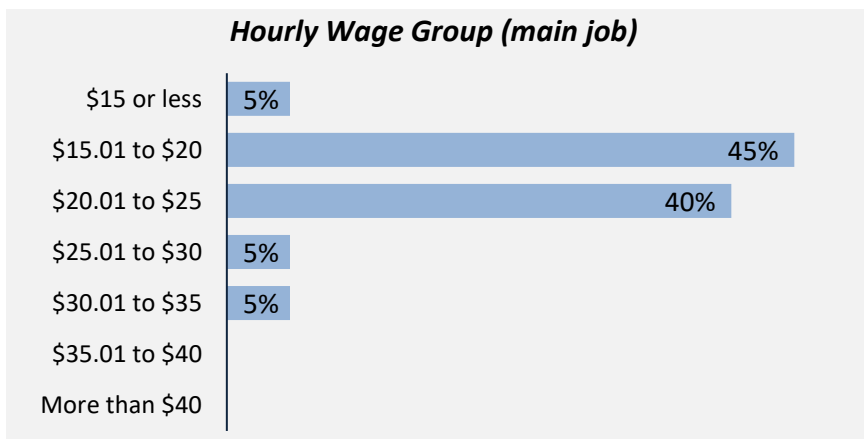
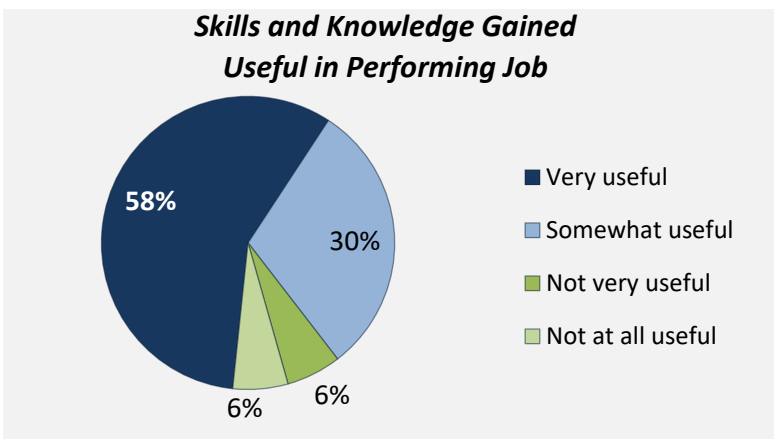
Employment Outcomes

<p>In the labour force</p> <h1>97%</h1>	<p>Employment rate</p> <h1>97%</h1>	<p>Unemployment rate</p> <h1>0.0%</h1>
--	--	---

The "Employment rate" is the number employed as a percentage of all respondents.
 The "Unemployment rate" is the number of unemployed as a percentage of respondents in the labour force.

Of those employed: n = 33

<table border="0"> <tr> <td>Employed full-time</td> <td style="text-align: right;">100%</td> </tr> <tr> <td>Employed in training-related job</td> <td style="text-align: right;">91%</td> </tr> <tr> <td>Employed in permanent position</td> <td style="text-align: right;">94%</td> </tr> </table>	Employed full-time	100%	Employed in training-related job	91%	Employed in permanent position	94%	<p>Hourly Wage (median, main job)</p> <h1>\$21</h1>	<p>Hours Worked (median, main job)</p> <h1>40</h1>
Employed full-time	100%							
Employed in training-related job	91%							
Employed in permanent position	94%							



Top Occupations (5-digit NOC)	# employed	% of those employed						
63200: Cooks	20	61%						
62200: Chefs	12	36%						
13100: Administrative officers	1	3%						
<table border="0" style="width: 100%;"> <tr> <td style="text-align: right;"><i>Total of top occupations</i></td> <td style="text-align: right;">33</td> <td style="text-align: right;">100%</td> </tr> <tr> <td style="text-align: right;">Total employed</td> <td style="text-align: right;">33</td> <td></td> </tr> </table>			<i>Total of top occupations</i>	33	100%	Total employed	33	
<i>Total of top occupations</i>	33	100%						
Total employed	33							

Summary of Survey Results: 2020-2024

Trades Training Type:

Progressive apprenticeship, Traditional apprenticeship, Trades foundation, and Trades-related vocational programs

Applied filters:

CPC: VCC: Culinary Arts Apprentice Level 2;

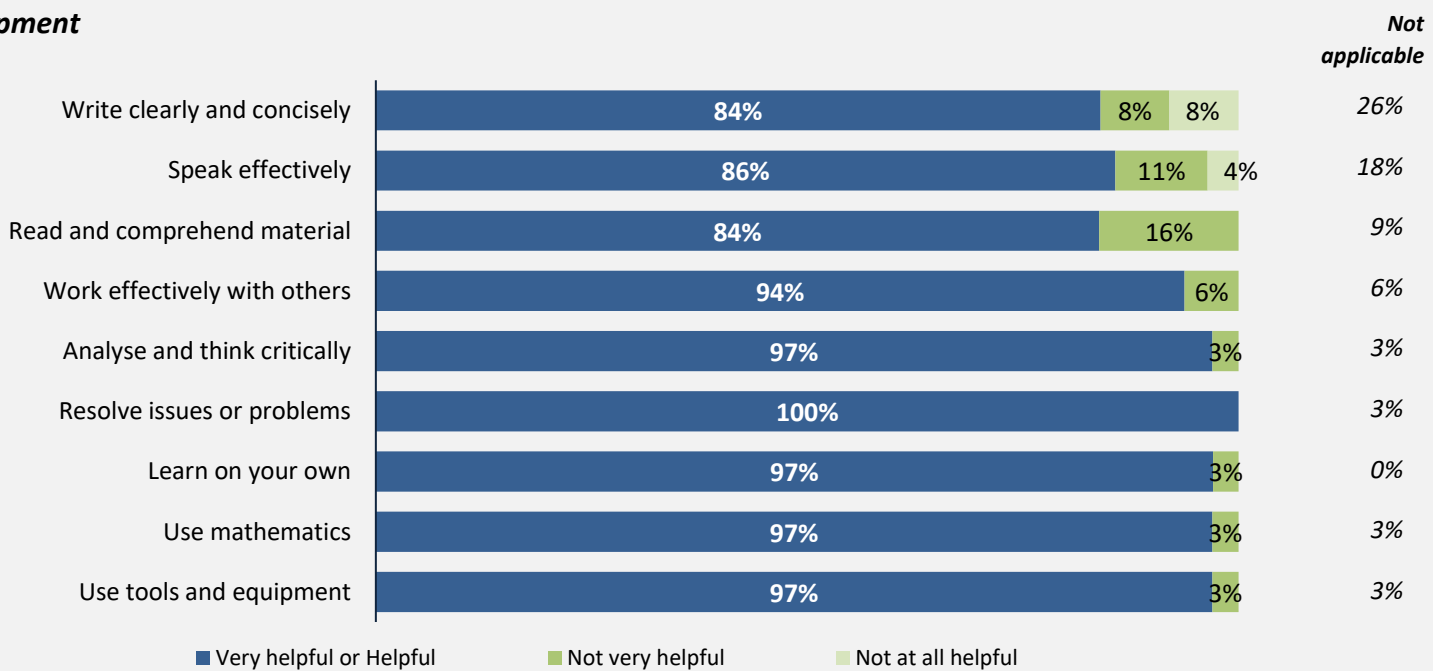
Cohort	82
Respondents	34
Response Rate	41%

Skill Development and Post-Secondary Experience

97%

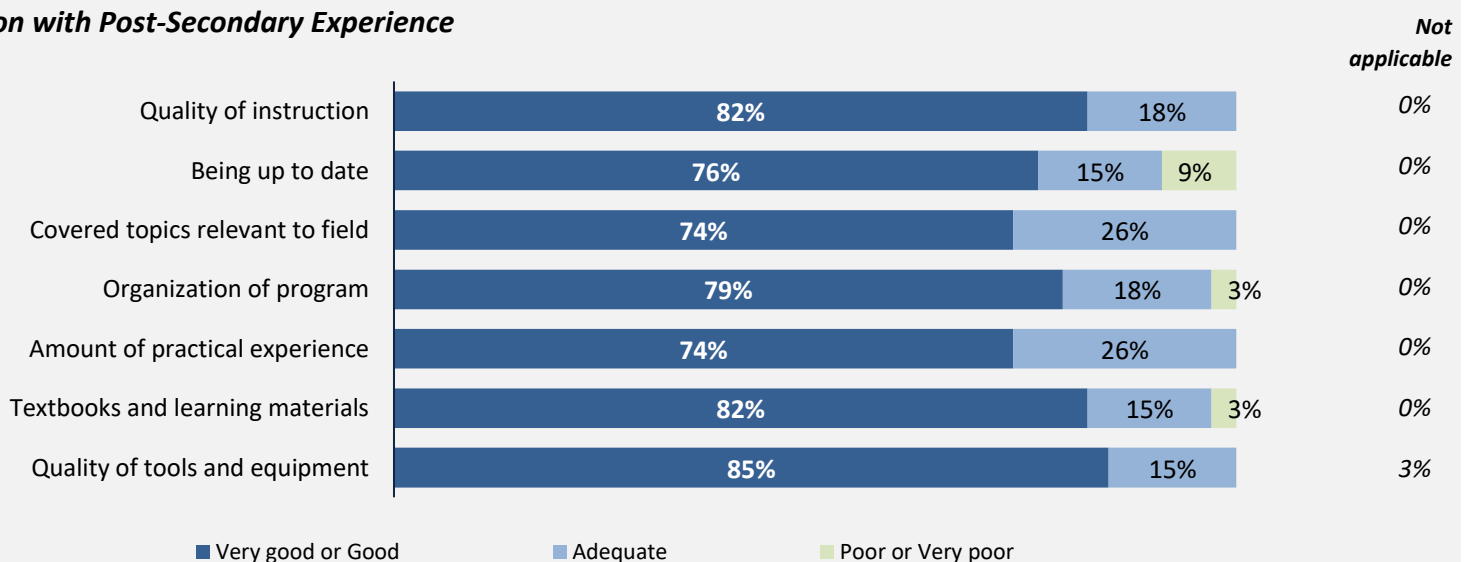
said they were very satisfied or satisfied with the education they received.

Skill Development



Percentages are based on those who gave a valid rating, excluding those who said not applicable.

Satisfaction with Post-Secondary Experience



Percentages are based on those who gave a valid rating, excluding those who said not applicable.

Summary of Survey Results: 2020-2024

Trades Training Type:

Progressive apprenticeship, Traditional apprenticeship

Applied filters:

CPC: VCC: Culinary Arts Apprentice Level 2;

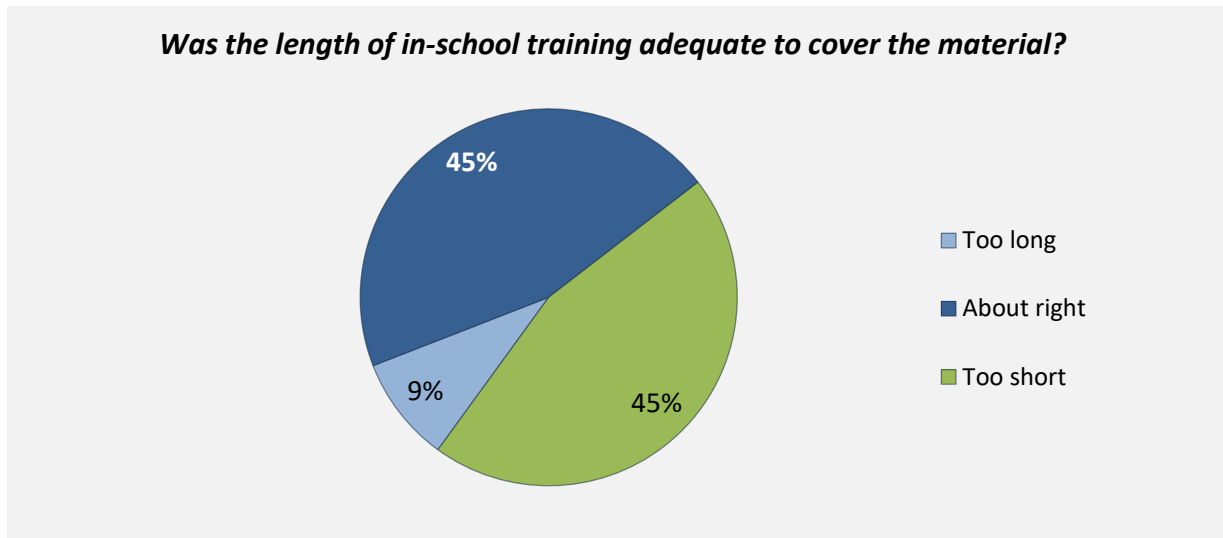
Cohort	82
Respondents	34
Response Rate	41%

Apprenticeship programs

In-School Experiences

81%
obtained their
Certificate of Qualification

97%
said the knowledge and skills
gained in their program were useful
in preparing to write the Certificate
of Qualification or Red Seal
certification exams



Workplace Experiences

97%
said they were very satisfied or satisfied with
their **workplace training**

88%
said their workplace training was
related to their in-school training

97%
were **employed as an apprentice**
during their program

Employment After Leaving School

97% of employed respondents found a job in their trade,
including those who had a job to return to after their training

94%
had a **job in their trade**
to return to after their training

82%
were still working
for the same employer

