

# Summary of Survey Results: 2020-2024

Trades Training Type:

*Progressive apprenticeship, Traditional apprenticeship, Trades foundation, and Trades-related vocational programs*

**Applied filters:**

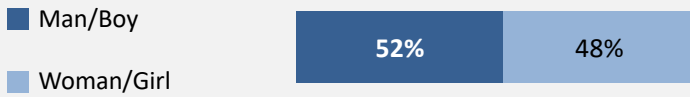
CPC: VCC: Culinary Arts;

Cohort	459
Respondents	173
Response Rate	38%

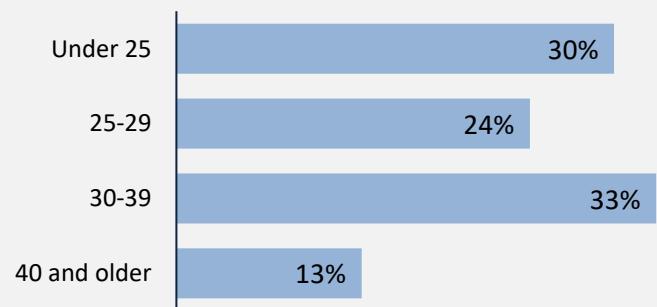
## Description of Survey Respondents

### Demographics

#### Gender



#### Age at the Time of the Survey



#### Aboriginal Identity

0%

*Based on domestic students only*

#### Median Age

28

### About the Respondents

56%

*relocated from their hometown to attend program*


2%

*took **Adult Basic Education** courses during or prior to their trades training program*

24%

*took **English as a Second Language** courses during or prior to their trades training program*

### Region respondents were living in at the time of the survey



# Summary of Survey Results: 2020-2024

Trades Training Type:

*Progressive apprenticeship, Traditional apprenticeship, Trades foundation, and Trades-related vocational programs*

**Applied filters:**

CPC: VCC: Culinary Arts;

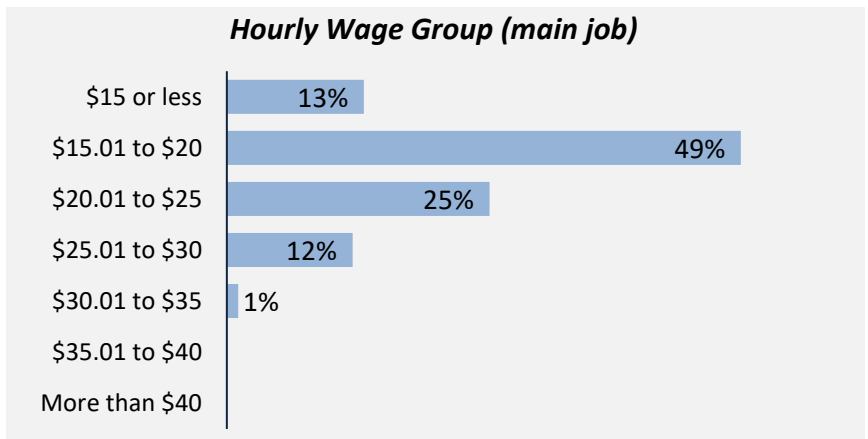
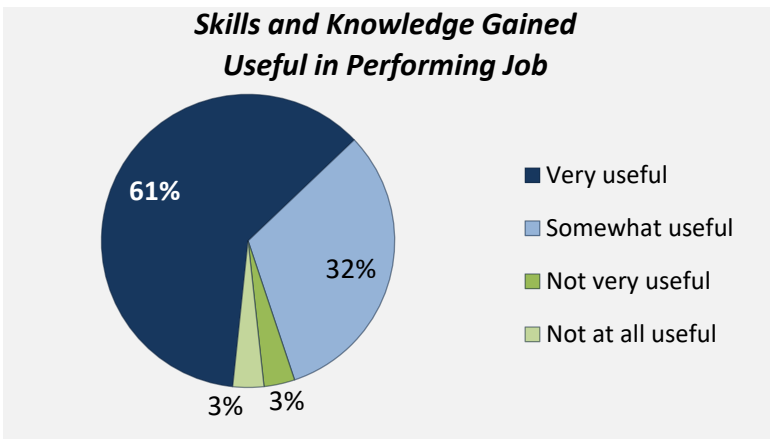
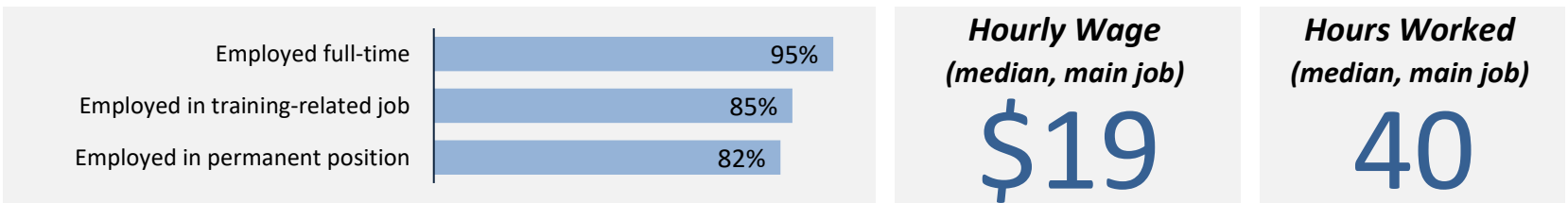
Cohort	459
Respondents	173
Response Rate	38%

## Employment Outcomes



The "Employment rate" is the number employed as a percentage of all respondents.  
 The "Unemployment rate" is the number of unemployed as a percentage of respondents in the labour force.

### Of those employed: n = 149



Top Occupations (5-digit NOC)	# employed	% of those employed
63200: Cooks	91	61%
62200: Chefs	18	12%
XXXXX: Unclassified occupations	12	8%
62020: Food service supervisors	5	3%
63202: Bakers	4	3%
60030: Restaurant and food service managers	3	2%
13110: Administrative assistants	2	1%
11202: Professional occupations in advertising, marketing and public relations	2	1%
64311: Purser and flight attendants	1	1%
72102: Sheet metal workers	1	1%
<b>Total of top occupations</b>	<b>139</b>	<b>93%</b>
<b>Total employed</b>	<b>149</b>	

# Summary of Survey Results: 2020-2024

Trades Training Type:

*Progressive apprenticeship, Traditional apprenticeship, Trades foundation, and Trades-related vocational programs*

**Applied filters:**

CPC: VCC: Culinary Arts;

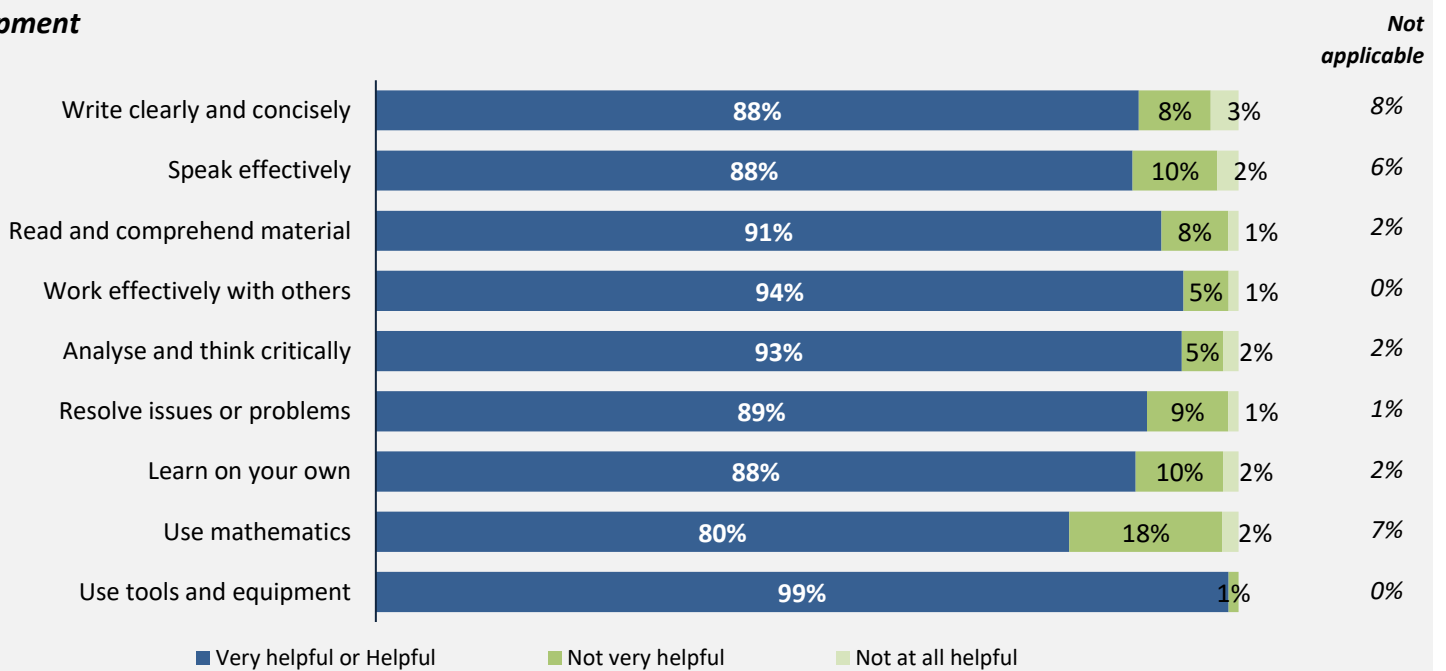
<b>Cohort</b>	<b>459</b>
<b>Respondents</b>	<b>173</b>
<b>Response Rate</b>	<b>38%</b>

## Skill Development and Post-Secondary Experience

# 91%

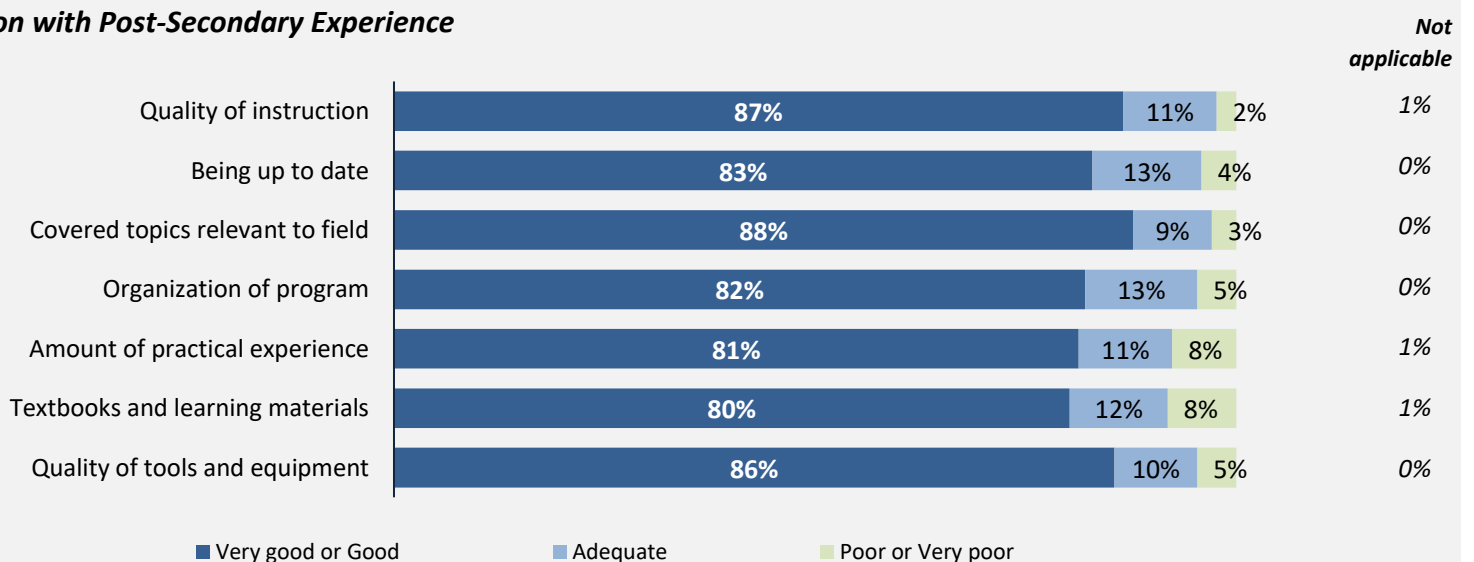
said they were very satisfied or satisfied with the education they received.

### Skill Development



Percentages are based on those who gave a valid rating, excluding those who said not applicable.

### Satisfaction with Post-Secondary Experience



Percentages are based on those who gave a valid rating, excluding those who said not applicable.

# Summary of Survey Results: 2020-2024

Trades Training Type:

*Progressive apprenticeship, Traditional apprenticeship*


**Applied filters:**

CPC: VCC: Culinary Arts;

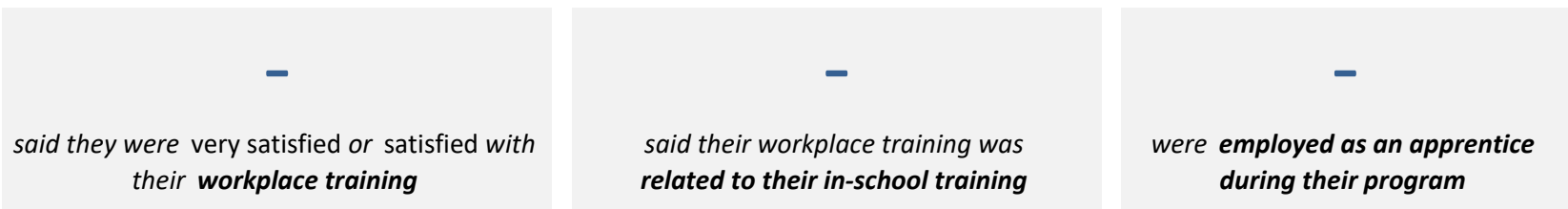
Cohort -  
Respondents -  
Response Rate 0%

## Apprenticeship programs

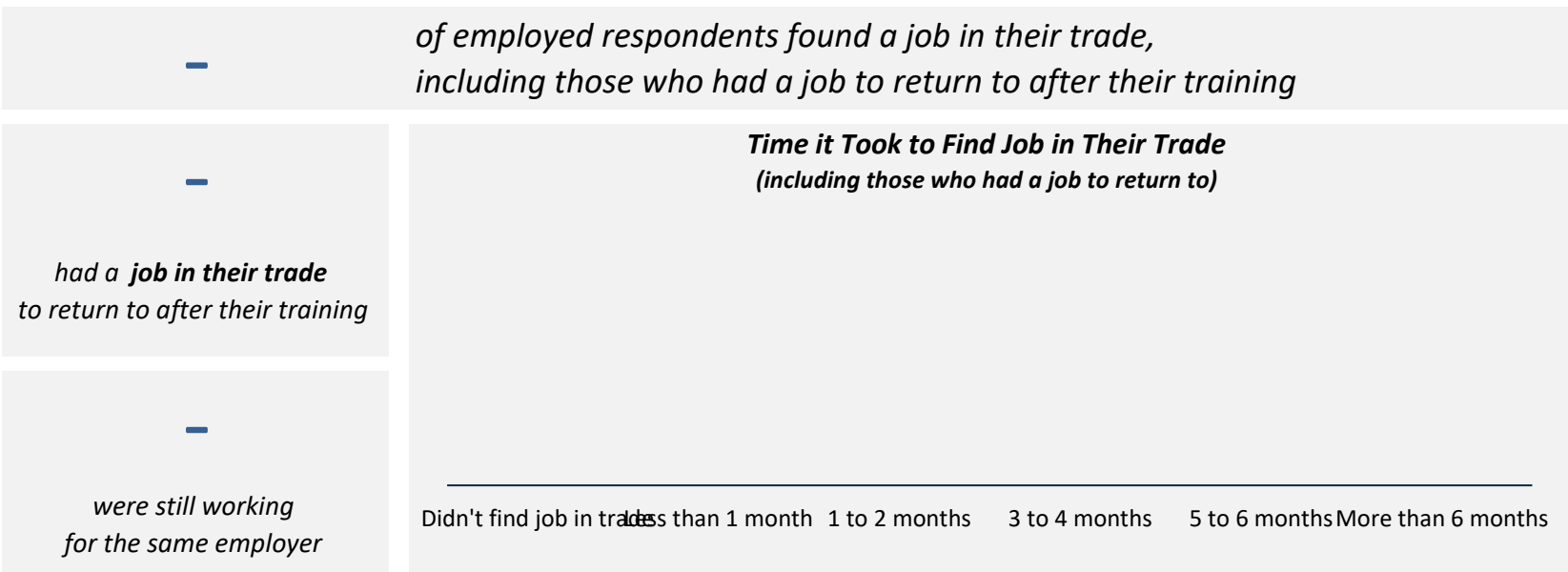
### In-School Experiences



### Workplace Experiences



### Employment After Leaving School



# Summary of Survey Results: 2020-2024

Trades Training Type:

Trades foundation, Trades-related vocational programs

**Applied filters:**

CPC: VCC: Culinary Arts;

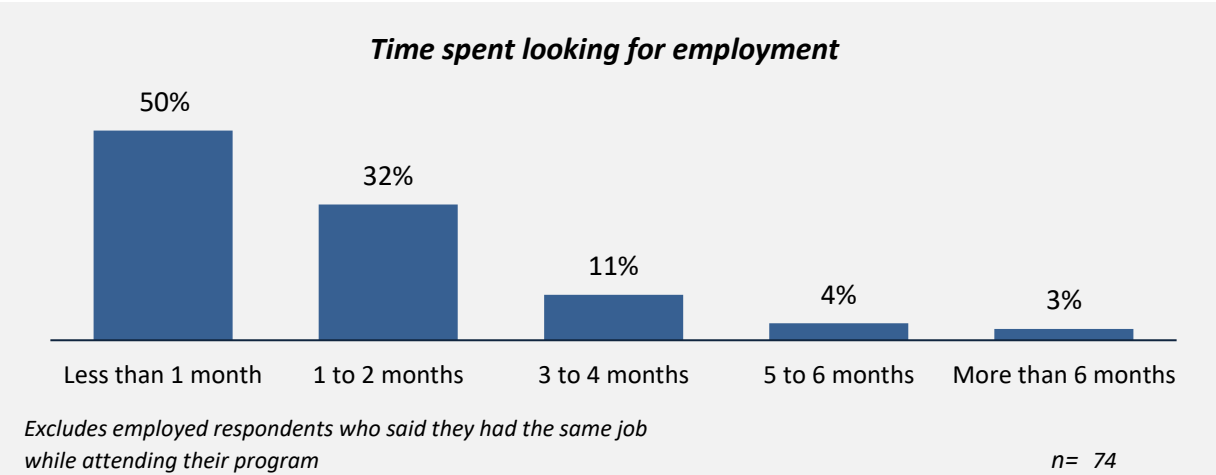
Cohort	459
Respondents	173
Response Rate	38%

## Trades foundation & Trades-related vocational programs

### Employment After Leaving School

**42%**  
had the same job before or while they were attending school

**91%**  
said their education was useful in getting their job



### Other Education

Trades-related vocational respondents only, results are shown for the education they took before and after their program.

\*Not asked in 2024

—  
took further studies after completing their program  
n = -

—  
of those who had taken further studies said their program prepared them well

—  
of respondents were currently studying  
n = -



**Of those who took further studies at a different institution:**

—  
expected transfer credit\*  
n = -

**Of those who expected transfer credit:**

—  
received transfer credit\*

—  
were very satisfied or satisfied with their transfer experience\*

# Summary of Survey Results: 2020-2024

Trades Training Type:

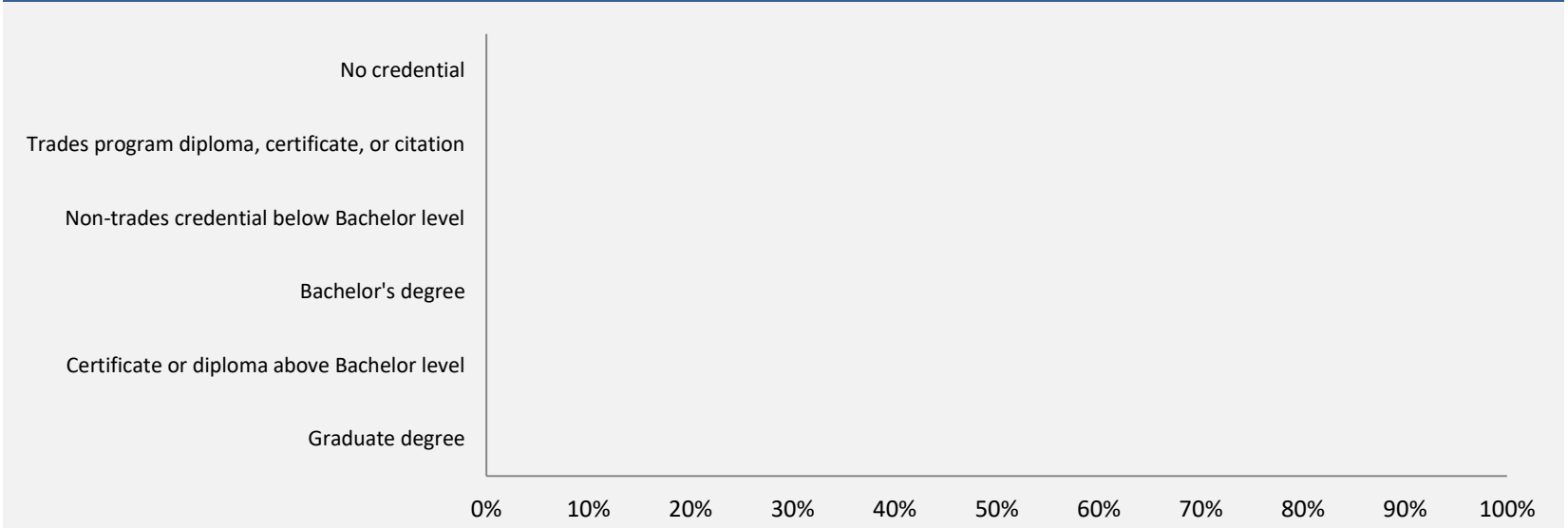
*Trades foundation, Trades-related vocational programs*

**Applied filters:**

CPC: VCC: Culinary Arts;

Cohort	459
Respondents	173
Response Rate	38%

**had taken *previous* post-secondary education** n = -



*Based on those who had taken previous post-secondary education.  
Respondents could report more than one type of post-secondary credential.*

**Transition to Apprenticeship** n = 159  
*The following results are for Trades foundation respondents only.*

**63%**  
*of Trades foundation respondents tried to get employment as an apprentice after they left their program*

**87%**  
*of those who tried to get employment as an apprentice were successful*

