

Applied filters:

CPC: VCC: Community Counselling Skills;

Cohort 54
Respondents 32
Response Rate 59%

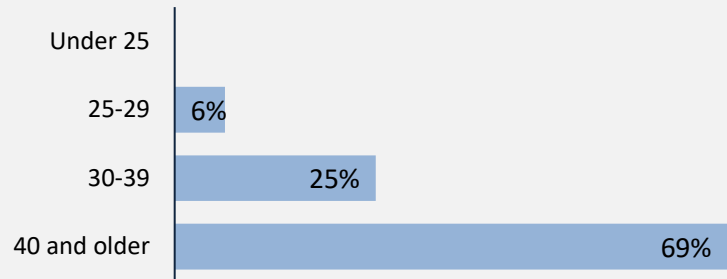
Description of Survey Respondents

Demographics

Gender



Age at the Time of the Survey



Indigenous Identity

3%

Based on domestic students only.

Median Age

45

Further Education

34%

took further studies after graduating from their program

n = 11

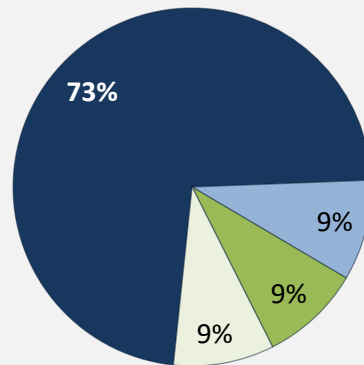
100%

of those who had taken further studies said their program prepared them well

19%

of respondents were currently studying

Further Studies Related to Program



Very related Somewhat related
 Not very related Not at all related

Of those who took further studies at a different institution:

13%

expected transfer credit
n = 1

Of those who expected transfer credit:

-

Received transfer credit

100%

were very satisfied or satisfied with their transfer experience

Past Education

88%

of respondents had taken previous post-secondary education

n = 28

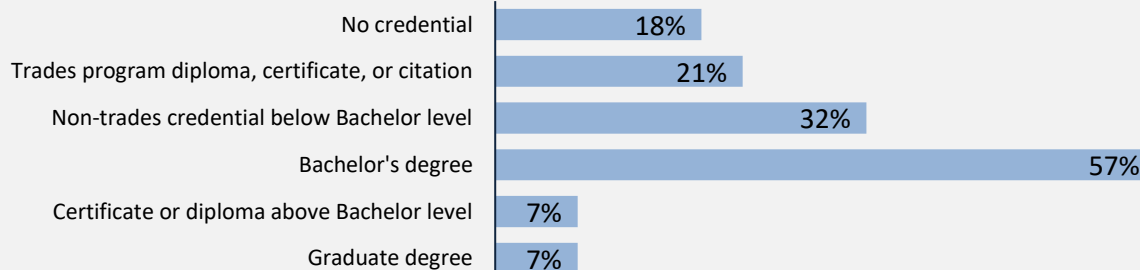
Respondents were asked if they took ABE or ESL courses during or prior to their studies

Adult Basic Education

10%

English as a Second Language

10%



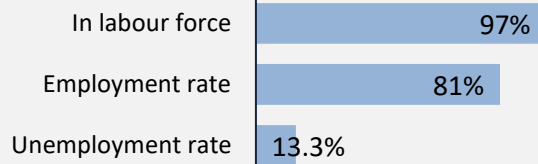
Credentials are based on those who had taken previous post-secondary education. Respondents could report more than one type of post-secondary credential.

Applied filters:

CPC: VCC: Community Counselling Skills;

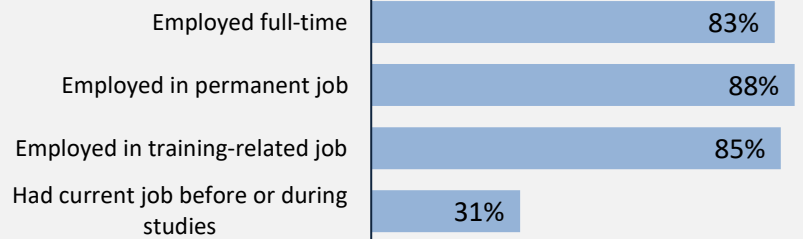
Cohort	54
Respondents	32
Response Rate	59%

Employment Outcomes



The "Employment rate" is the number employed as a percentage of all respondents. The "Unemployment rate" is the number of unemployed as a percentage of respondents in the labour force.

Of those employed: n = 26



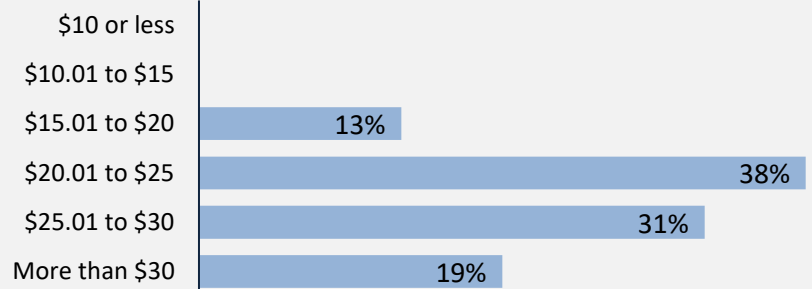
Weekly Hours Worked (median, main job)

35

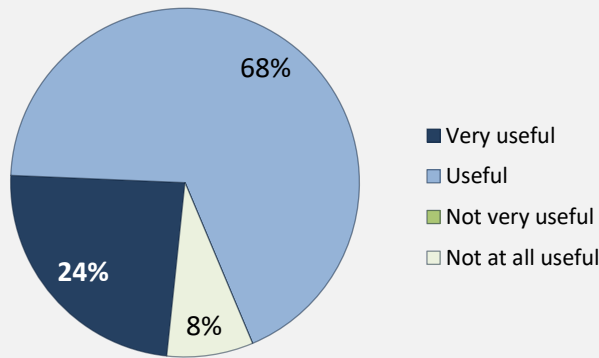
Hourly Wage (median, main job)

\$25

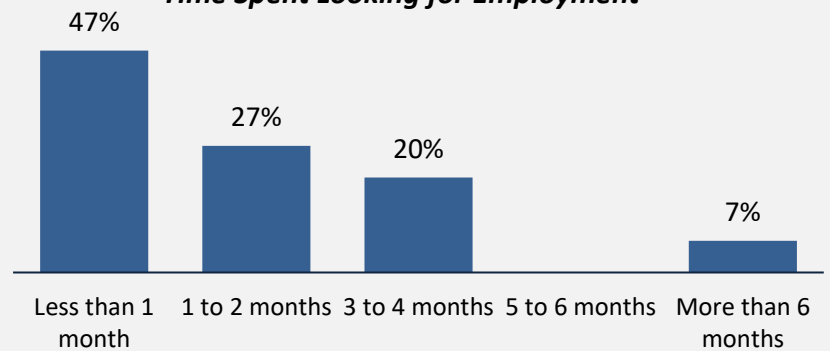
Hourly Wage Group (main job)



Skills and Knowledge Gained Useful in Performing Job



Time Spent Looking for Employment



Top Occupations (5-digit NOC)

	# Employed	% of those employed
42201: Social and community service workers	13	50%
XXXXX: Unclassified occupations	2	8%
13100: Administrative officers	2	8%
90010: Manufacturing managers	1	4%
43100: Elementary and secondary school teacher assistants	1	4%
13111: Legal administrative assistants	1	4%
41300: Social workers	1	4%
63200: Cooks	1	4%
13110: Administrative assistants	1	4%
31204: Kinesiologists and other professional occupations in therapy and assessment	1	4%
Total of top occupations	24	92%
Total employed	26	

Applied filters:

CPC: VCC: Community Counselling Skills;

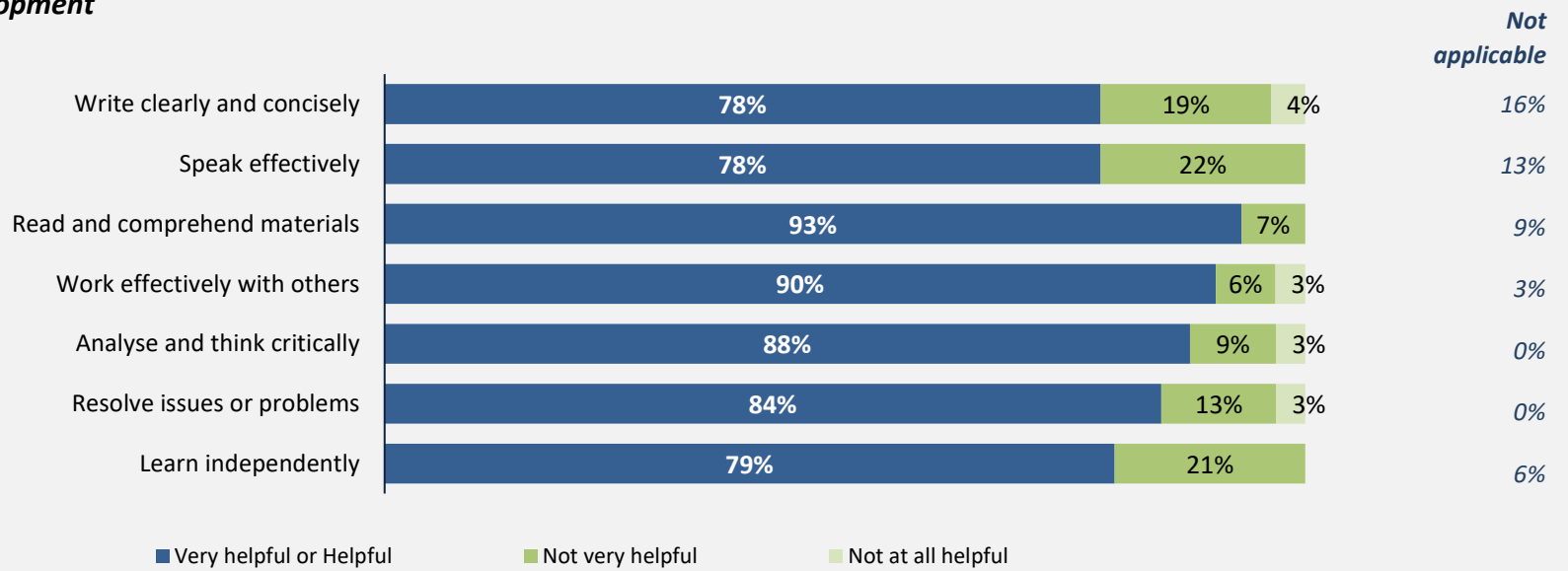
Cohort	54
Respondents	32
Response Rate	59%

Skill Development and Post-Secondary Experience

87%

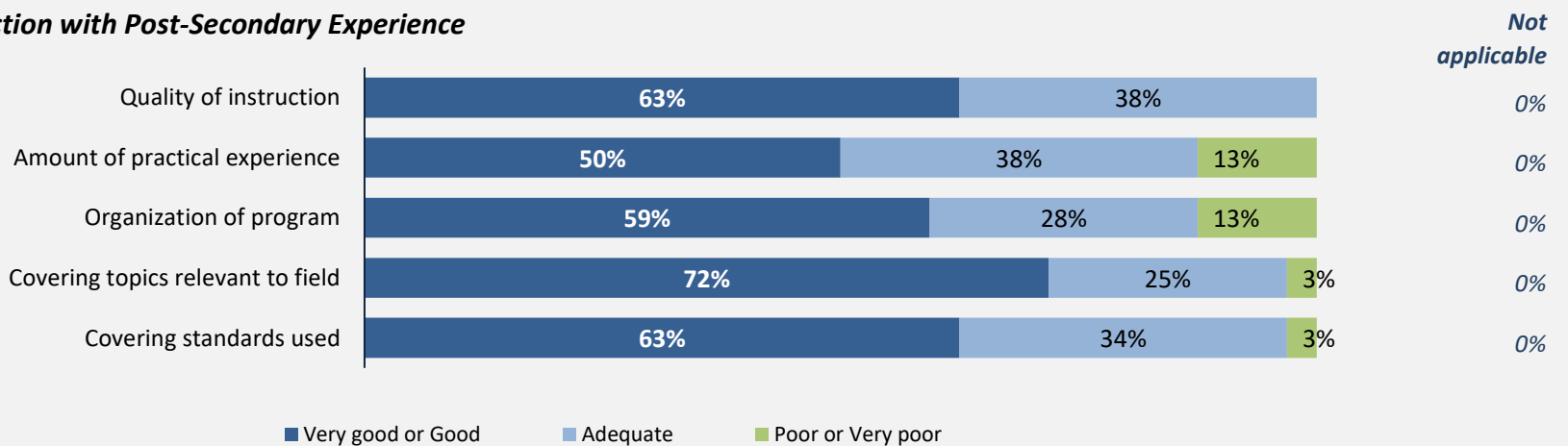
said they were very satisfied or satisfied with the education they received.

Skill Development



Percentages are based on those who gave a valid rating, excluding those who said Not applicable.

Satisfaction with Post-Secondary Experience



Percentages are based on those who gave a valid rating, excluding those who said Not applicable.