

Applied filters:

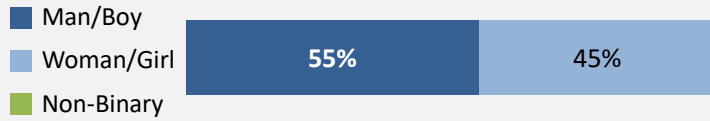
CPC: VCC: Civil Structural Technician;

Cohort 57
 Respondents 38
 Response Rate 67%

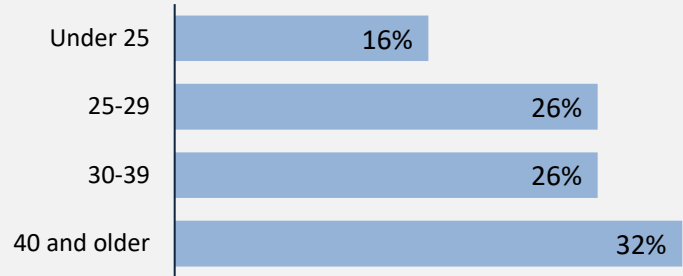
Description of Survey Respondents

Demographics

Gender



Age at the Time of the Survey



Indigenous Identity

-

Based on domestic students only.

Median Age

33

Further Education

29%

took further studies after graduating from their program

n = 11

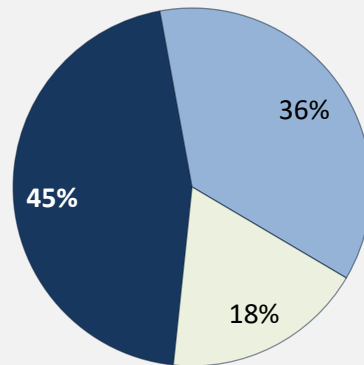
90%

of those who had taken further studies said their program prepared them well

29%

of respondents were currently studying

Further Studies Related to Program



Very related Somewhat related
 Not very related Not at all related

Of those who took further studies at a different institution:

0%

expected transfer credit
 n = 0

Of those who expected transfer credit:

-

Received transfer credit

-

were very satisfied or satisfied with their transfer experience

Past Education

76%

of respondents had taken previous post-secondary education

n = 29

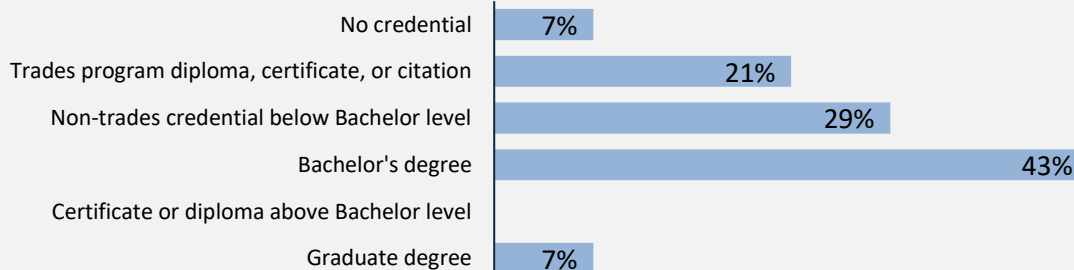
Respondents were asked if they took ABE or ESL courses during or prior to their studies

Adult Basic Education

5%

English as a Second Language

14%



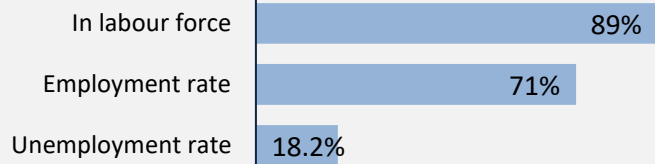
Credentials are based on those who had taken previous post-secondary education. Respondents could report more than one type of post-secondary credential.

Applied filters:

CPC: VCC: Civil Structural Technician;

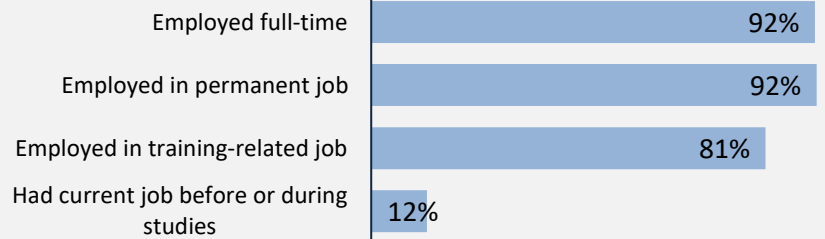
Cohort 57
Respondents 38
Response Rate 67%

Employment Outcomes



The "Employment rate" is the number employed as a percentage of all respondents. The "Unemployment rate" is the number of unemployed as a percentage of respondents in the labour force.

Of those employed: n = 27



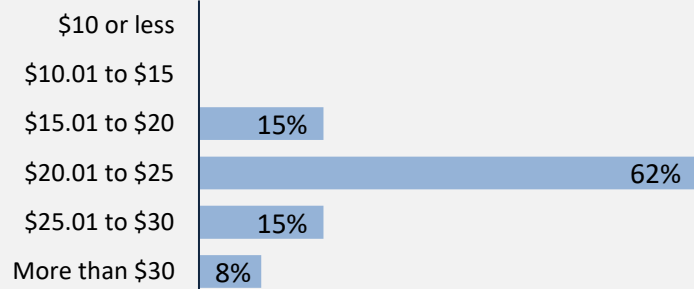
Weekly Hours Worked
(median, main job)

40

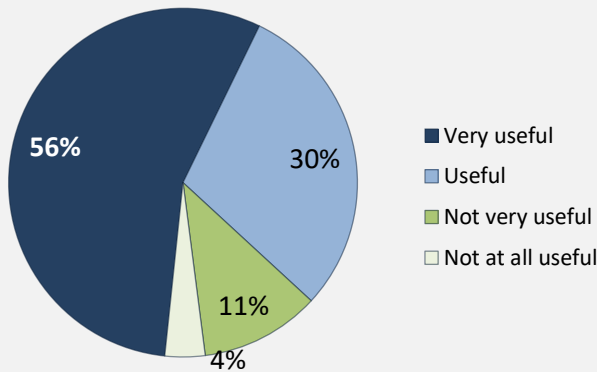
Hourly Wage
(median, main job)

\$23

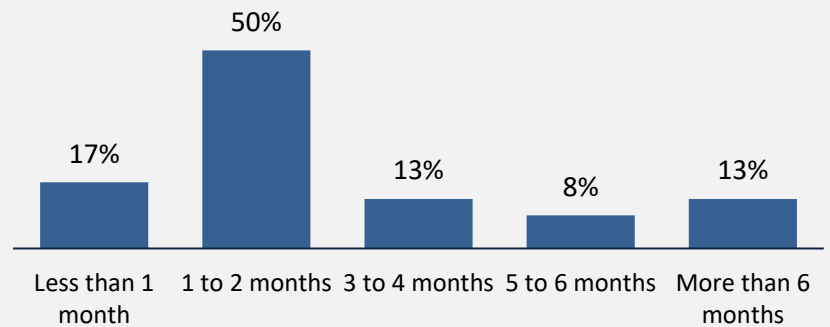
Hourly Wage Group (main job)



Skills and Knowledge Gained
Useful in Performing Job



Time Spent Looking for Employment



Top Occupations (5-digit NOC)

	# Employed	% of those employed
22212: Drafting technologists and technicians	15	56%
22300: Civil engineering technologists and technicians	4	15%
52120: Graphic designers and illustrators	1	4%
72105: Ironworkers	1	4%
65102: Store shelf stockers, clerks and order fillers	1	4%
92010: Supervisors, mineral and metal processing	1	4%
22231: Engineering inspectors and regulatory officers	1	4%
XXXXX: Unclassified occupations	1	4%
13100: Administrative officers	1	4%
22301: Mechanical engineering technologists and technicians	1	4%
Total of top occupations	27	100%
Total employed	27	

Applied filters:

CPC: VCC: Civil Structural Technician;

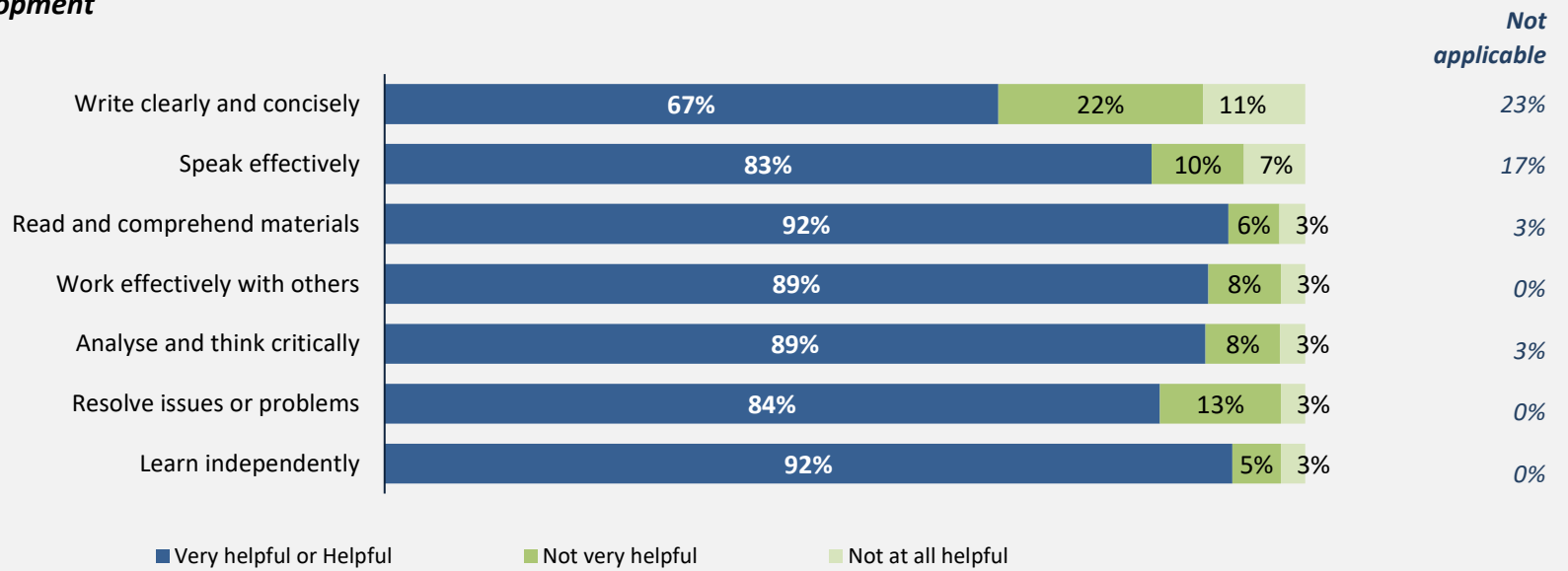
Cohort	57
Respondents	38
Response Rate	67%

Skill Development and Post-Secondary Experience

86%

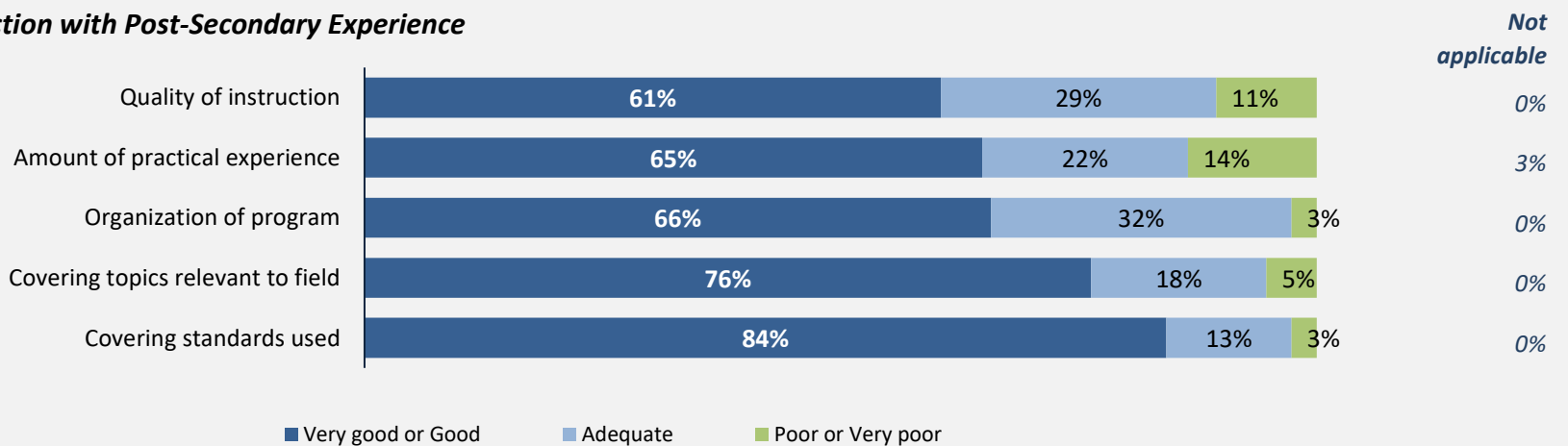
said they were very satisfied or satisfied with the education they received.

Skill Development



Percentages are based on those who gave a valid rating, excluding those who said Not applicable.

Satisfaction with Post-Secondary Experience



Percentages are based on those who gave a valid rating, excluding those who said Not applicable.