

Applied filters:


CPC: VCC: Certified Dental Assisting;

Cohort 305
Respondents 145
Response Rate 48%

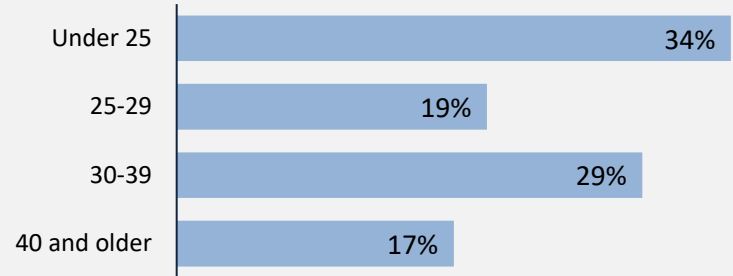
Description of Survey Respondents

Demographics

Gender



Age at the Time of the Survey



Indigenous Identity

1%

Based on domestic students only.

Median Age

28

Further Education

29%

took further studies after graduating from their program

n = 41

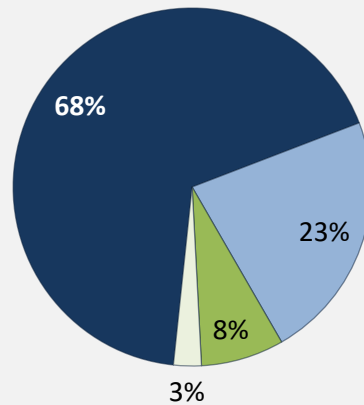
88%

of those who had taken further studies said their program prepared them well

18%

of respondents were currently studying

Further Studies Related to Program



Very related Somewhat related
 Not very related Not at all related

Of those who took further studies at a different institution:

17%

expected transfer credit
n = 4

Of those who expected transfer credit:

67%

Received transfer credit

25%

were very satisfied or satisfied with their transfer experience

Past Education

65%

of respondents had taken previous post-secondary education

n = 93

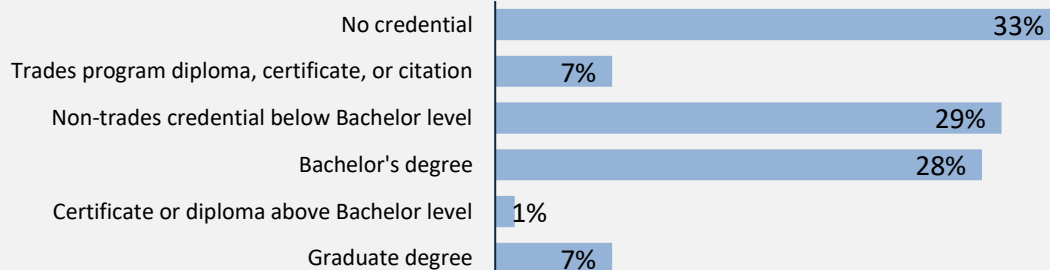
Respondents were asked if they took ABE or ESL courses during or prior to their studies

Adult Basic Education

13%

English as a Second Language

31%




Credentials are based on those who had taken previous post-secondary education. Respondents could report more than one type of post-secondary credential.

Applied filters:

CPC: VCC: Certified Dental Assisting;

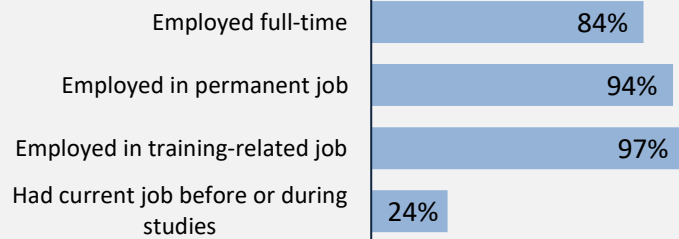
Cohort 305
Respondents 145
Response Rate 48%

Employment Outcomes



The "Employment rate" is the number employed as a percentage of all respondents. The "Unemployment rate" is the number of unemployed as a percentage of respondents in the labour force.

Of those employed: n = 131



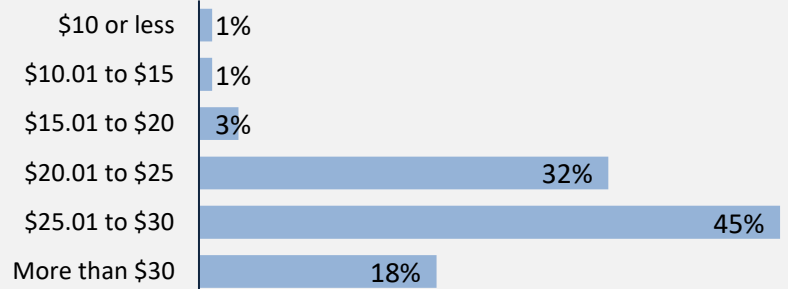
Weekly Hours Worked
(median, main job)

33

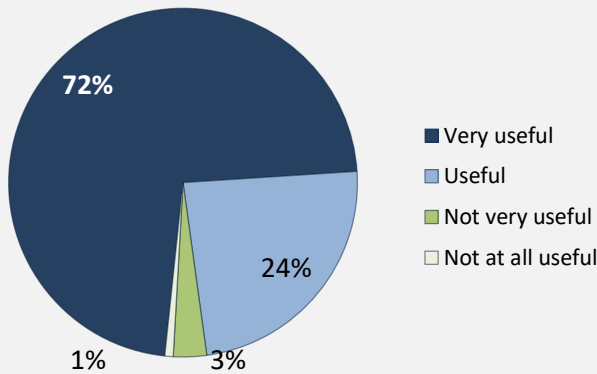
Hourly Wage
(median, main job)

\$27

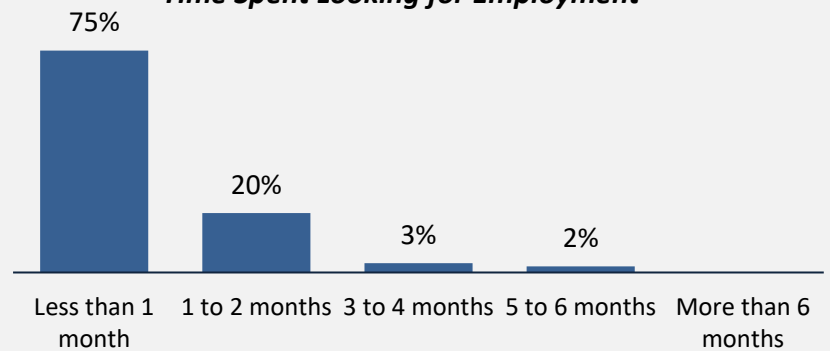
Hourly Wage Group (main job)



Skills and Knowledge Gained
Useful in Performing Job



Time Spent Looking for Employment



Top Occupations (5-digit NOC)

	# Employed	% of those employed
33100: Dental assistants and dental laboratory assistants	121	92%
XXXXX: Unclassified occupations	3	2%
14101: Receptionists	3	2%
13100: Administrative officers	1	1%
62200: Chefs	1	1%
13112: Medical administrative assistants	1	1%
32112: Dental technologists and technicians	1	1%
Total of top occupations	131	100%
Total employed	131	

Applied filters:

CPC: VCC: Certified Dental Assisting;

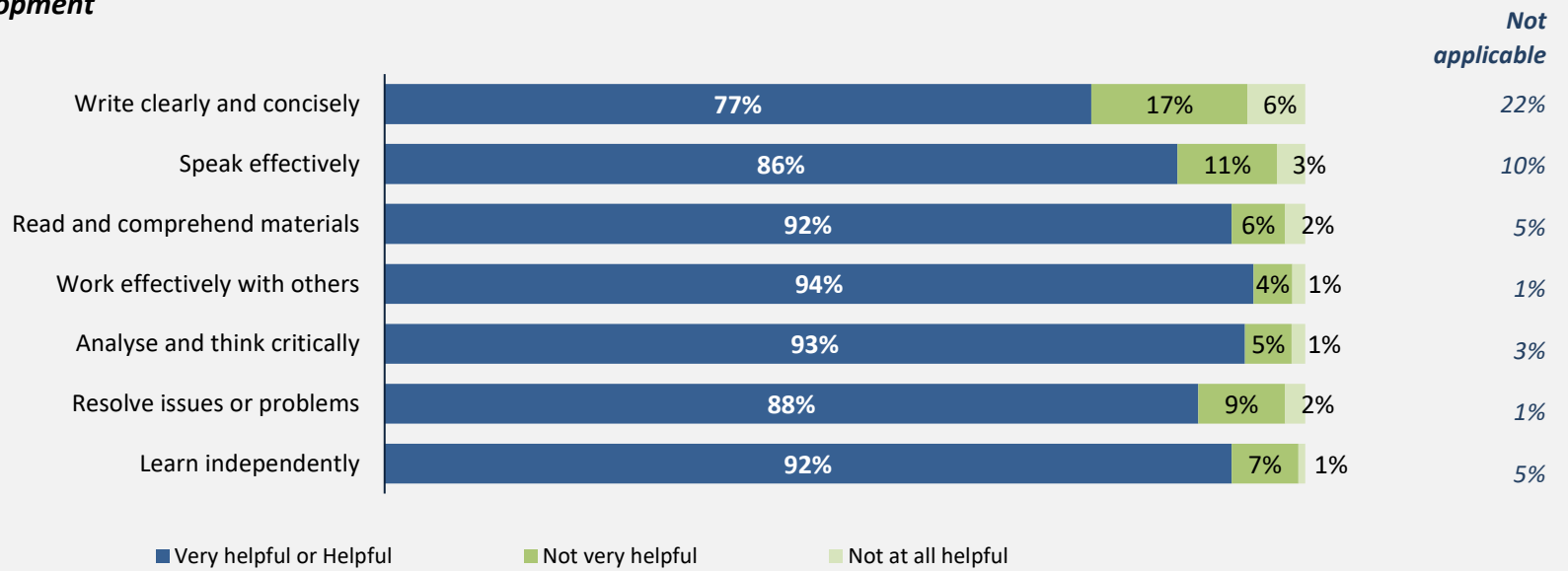
Cohort	305
Respondents	145
Response Rate	48%

Skill Development and Post-Secondary Experience

94%

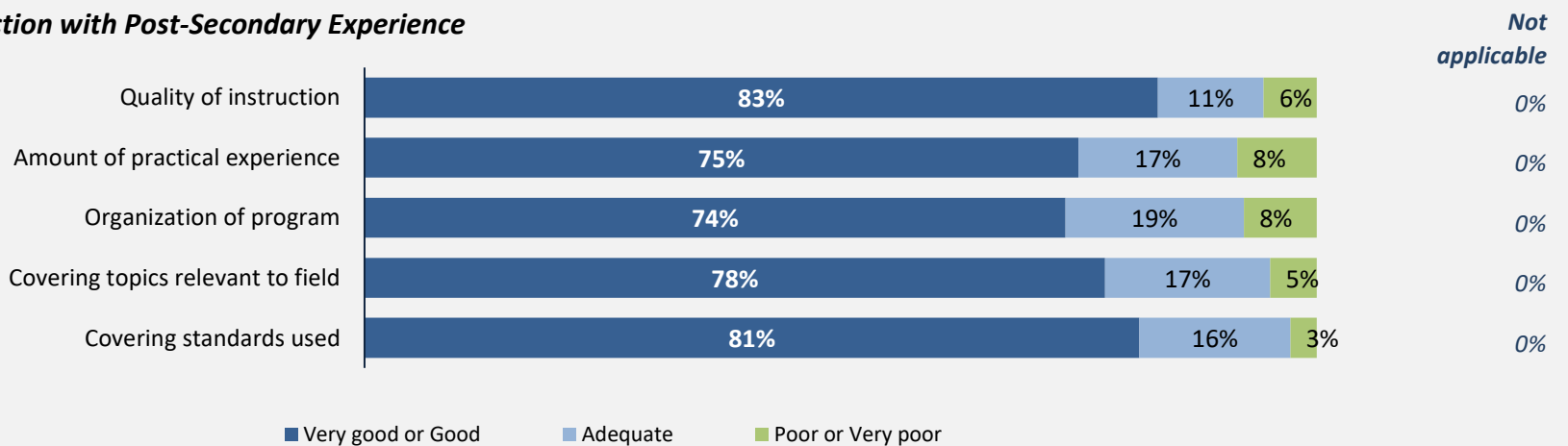
said they were very satisfied or satisfied with the education they received.

Skill Development



Percentages are based on those who gave a valid rating, excluding those who said Not applicable.

Satisfaction with Post-Secondary Experience



Percentages are based on those who gave a valid rating, excluding those who said Not applicable.