

Applied filters:

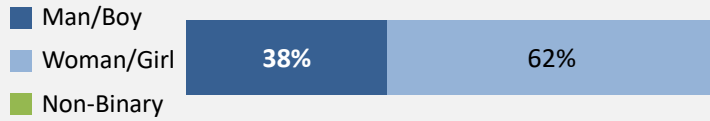
CPC: VCC: Business & Project Management;

Cohort 277
Respondents 93
Response Rate 34%

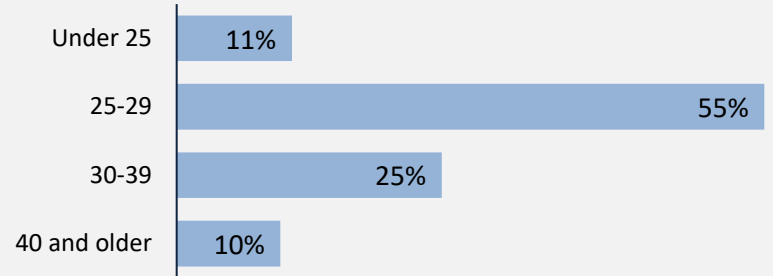
Description of Survey Respondents

Demographics

Gender



Age at the Time of the Survey



Indigenous Identity

-

Based on domestic students only.

Median Age

27

Further Education

7%

took further studies after graduating from their program

n = 6

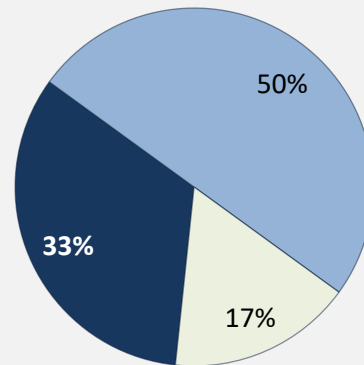
100%

of those who had taken further studies said their program prepared them well

1%

of respondents were currently studying

Further Studies Related to Program



Very related Somewhat related
 Not very related Not at all related

Of those who took further studies at a different institution:

20%

expected transfer credit
n = 1

Of those who expected transfer credit:

100%

Received transfer credit

100%

were very satisfied or satisfied with their transfer experience

Past Education

71%

of respondents had taken previous post-secondary education

n = 66

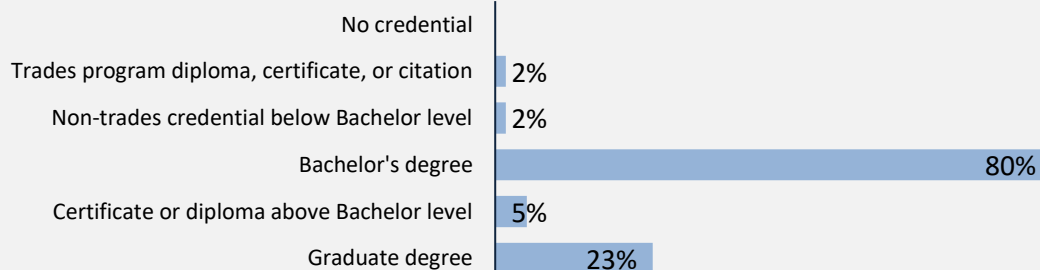
Respondents were asked if they took ABE or ESL courses during or prior to their studies

Adult Basic Education

2%

English as a Second Language

6%



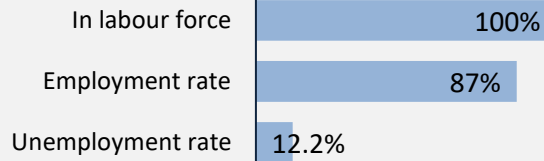
Credentials are based on those who had taken previous post-secondary education. Respondents could report more than one type of post-secondary credential.

Applied filters:

CPC: VCC: Business & Project Management;

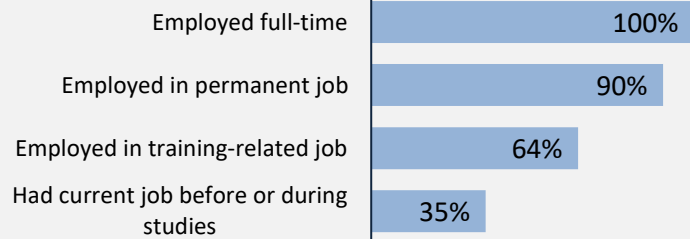
Cohort 277
Respondents 93
Response Rate 34%

Employment Outcomes



The "Employment rate" is the number employed as a percentage of all respondents. The "Unemployment rate" is the number of unemployed as a percentage of respondents in the labour force.

Of those employed: n = 79



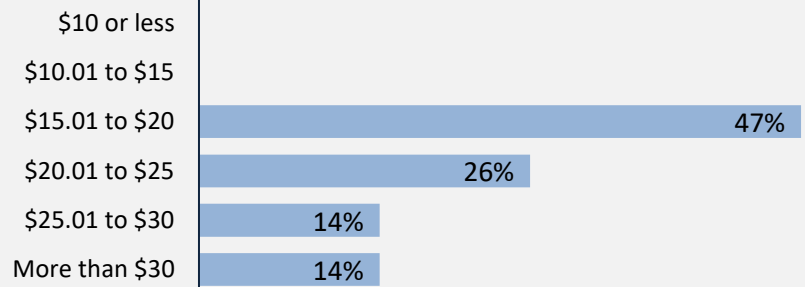
Weekly Hours Worked
(median, main job)

40

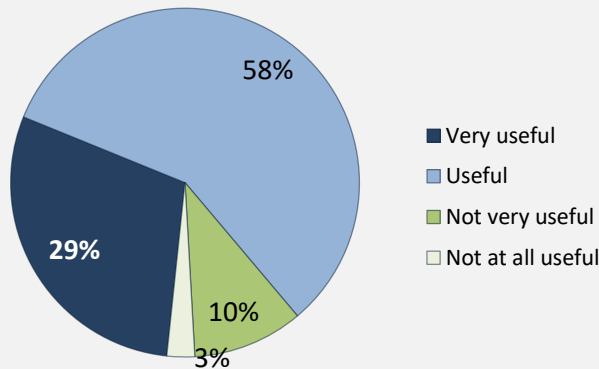
Hourly Wage
(median, main job)

\$21

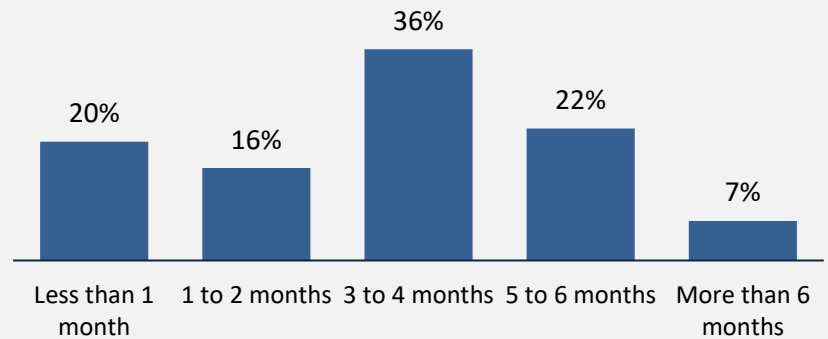
Hourly Wage Group (main job)



Skills and Knowledge Gained
Useful in Performing Job



Time Spent Looking for Employment



Top Occupations (5-digit NOC)

	# Employed	% of those employed
XXXXX: Unclassified occupations	12	15%
13100: Administrative officers	8	10%
62020: Food service supervisors	7	9%
70010: Construction managers	6	8%
62010: Retail sales supervisors	5	6%
13110: Administrative assistants	5	6%
60020: Retail and wholesale trade managers	5	6%
60030: Restaurant and food service managers	3	4%
75101: Material handlers	3	4%
63100: Insurance agents and brokers	2	3%
Total of top occupations	56	71%
Total employed	79	

Applied filters:

CPC: VCC: Business & Project Management;

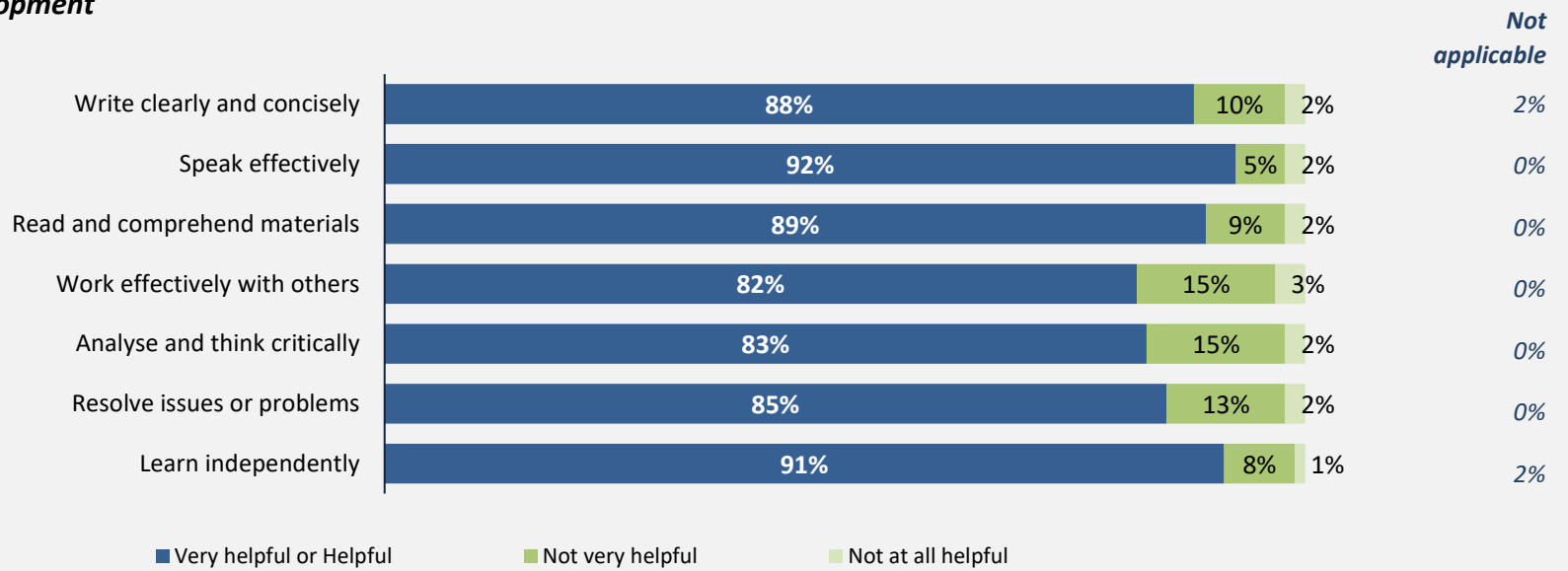
Cohort	277
Respondents	93
Response Rate	34%

Skill Development and Post-Secondary Experience

91%

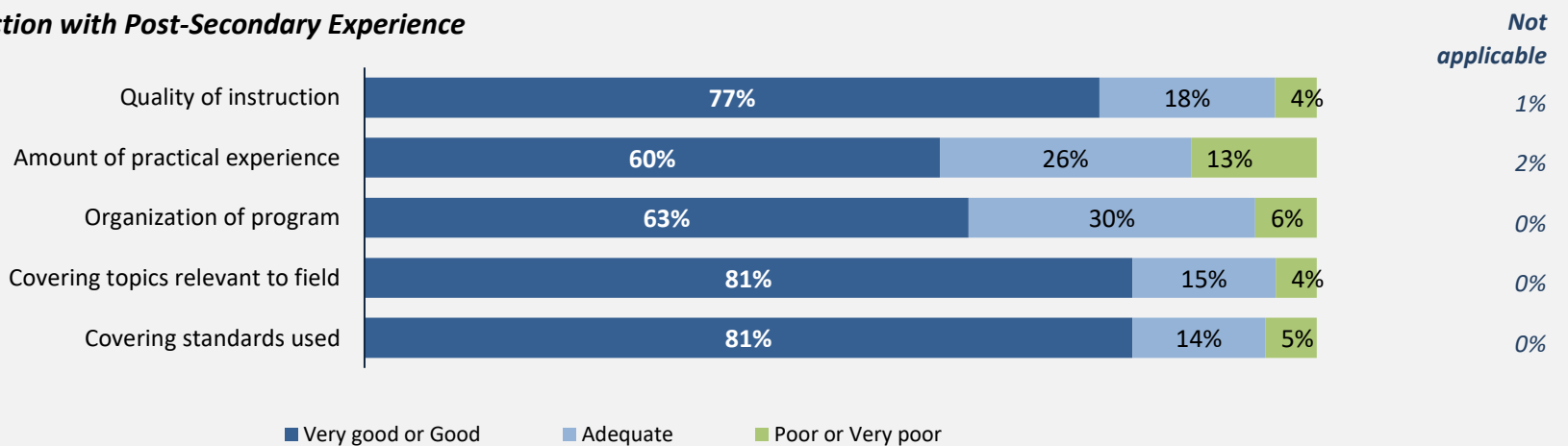
said they were very satisfied or satisfied with the education they received.

Skill Development



Percentages are based on those who gave a valid rating, excluding those who said Not applicable.

Satisfaction with Post-Secondary Experience



Percentages are based on those who gave a valid rating, excluding those who said Not applicable.