

Summary of Survey Results: 2020-2024

Trades Training Type:

Progressive apprenticeship, Traditional apprenticeship, Trades foundation, and Trades-related vocational programs

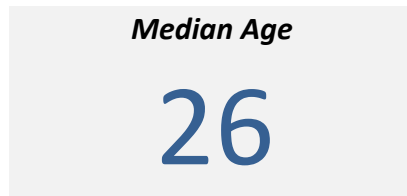
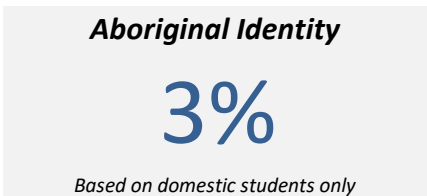
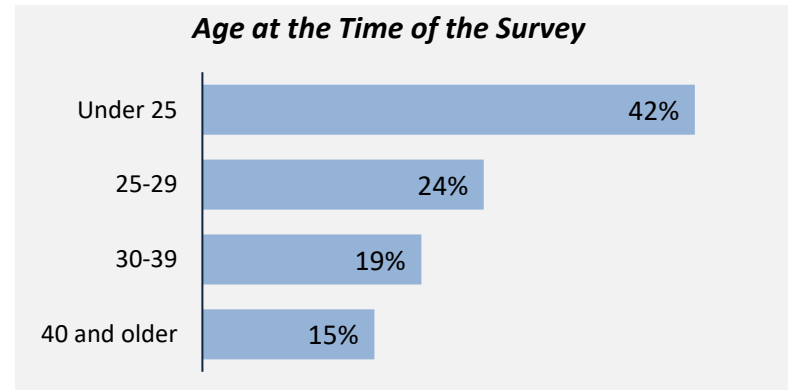
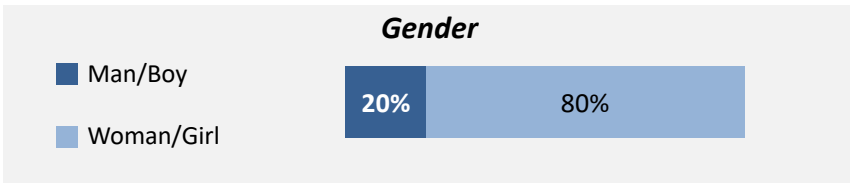
Applied filters:

CPC: VCC: Baking & Pastry Arts - Pastry;

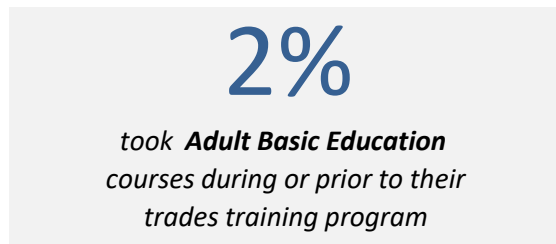
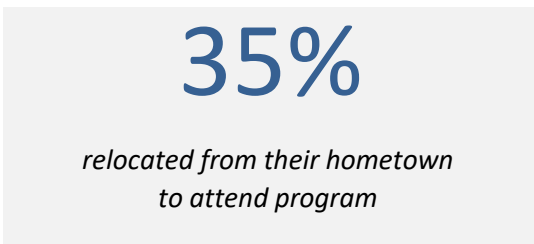
Cohort	357
Respondents	149
Response Rate	42%

Description of Survey Respondents

Demographics



About the Respondents



Region respondents were living in at the time of the survey



Summary of Survey Results: 2020-2024

Trades Training Type:

Progressive apprenticeship, Traditional apprenticeship, Trades foundation, and Trades-related vocational programs

Applied filters:

CPC: VCC: Baking & Pastry Arts - Pastry;

Cohort	357
Respondents	149
Response Rate	42%

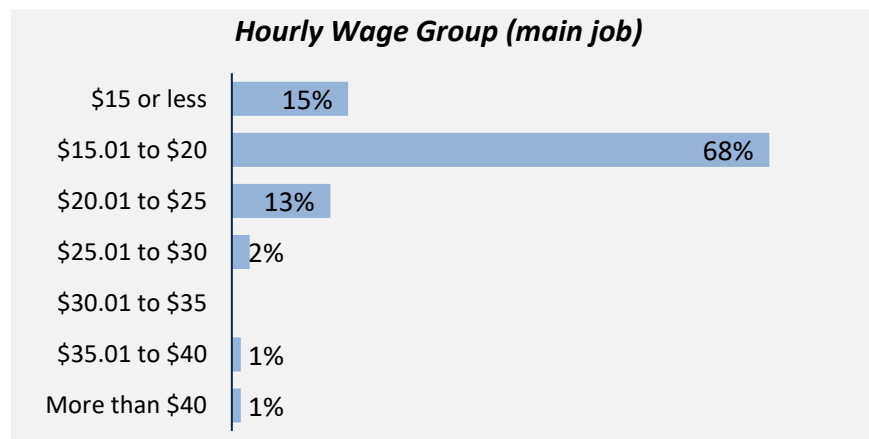
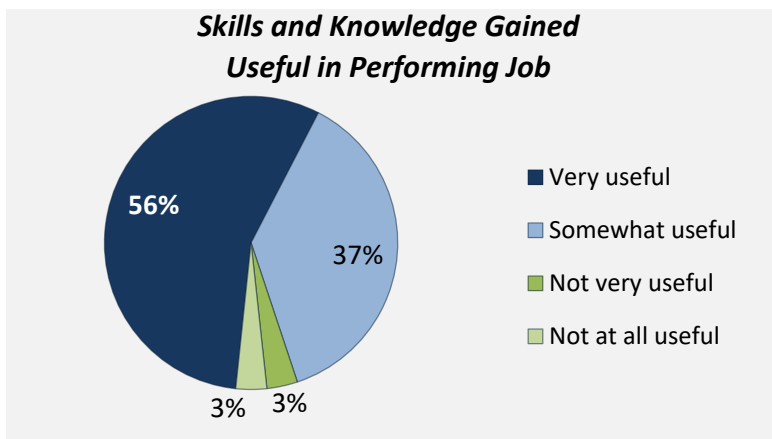
Employment Outcomes

<p>In the labour force</p> <h1>96%</h1>	<p>Employment rate</p> <h1>85%</h1>	<p>Unemployment rate</p> <h1>9.0%</h1>
--	--	---

The "Employment rate" is the number employed as a percentage of all respondents.
 The "Unemployment rate" is the number of unemployed as a percentage of respondents in the labour force.

Of those employed: n = 121

<table border="0"> <tr> <td>Employed full-time</td> <td style="text-align: right;">84%</td> </tr> <tr> <td>Employed in training-related job</td> <td style="text-align: right;">82%</td> </tr> <tr> <td>Employed in permanent position</td> <td style="text-align: right;">84%</td> </tr> </table>	Employed full-time	84%	Employed in training-related job	82%	Employed in permanent position	84%	<p>Hourly Wage (median, main job)</p> <h1>\$18</h1>	<p>Hours Worked (median, main job)</p> <h1>40</h1>
Employed full-time	84%							
Employed in training-related job	82%							
Employed in permanent position	84%							



Top Occupations (5-digit NOC)	# employed	% of those employed
63202: Bakers	57	47%
63200: Cooks	15	12%
62200: Chefs	12	10%
XXXXX: Unclassified occupations	7	6%
64100: Retail salespersons and visual merchandisers	4	3%
65201: Food counter attendants, kitchen helpers and related support occupations	3	2%
60030: Restaurant and food service managers	3	2%
65100: Cashiers	2	2%
62020: Food service supervisors	2	2%
75101: Material handlers	2	2%
<i>Total of top occupations</i>	107	88%
<i>Total employed</i>	121	

Summary of Survey Results: 2020-2024

Trades Training Type:

Progressive apprenticeship, Traditional apprenticeship, Trades foundation, and Trades-related vocational programs

Applied filters:

CPC: VCC: Baking & Pastry Arts - Pastry;

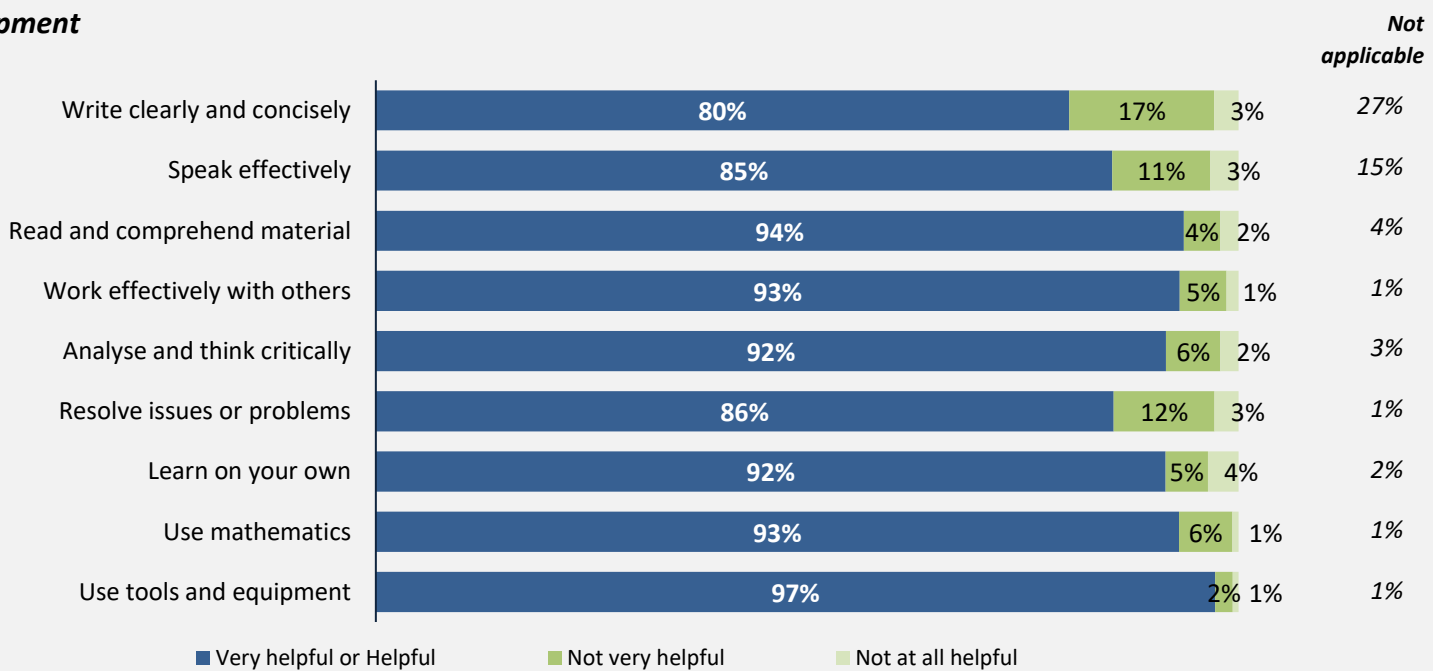
Cohort	357
Respondents	149
Response Rate	42%

Skill Development and Post-Secondary Experience

91%

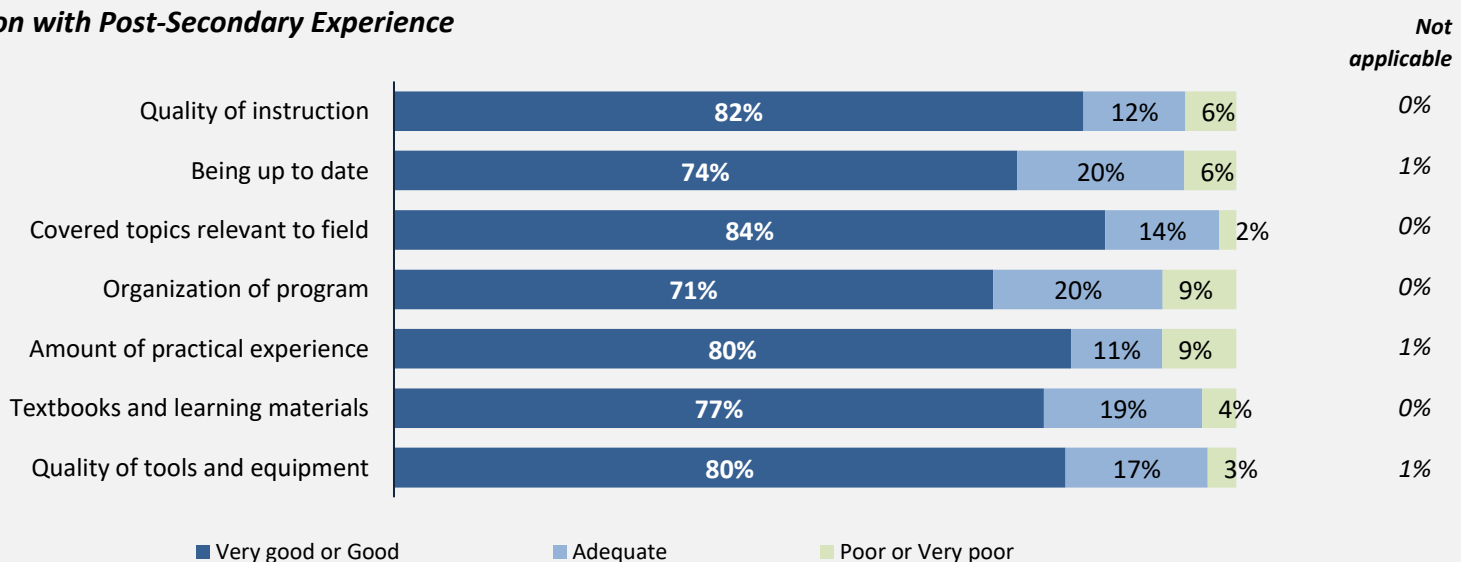
said they were very satisfied or satisfied with the education they received.

Skill Development



Percentages are based on those who gave a valid rating, excluding those who said not applicable.

Satisfaction with Post-Secondary Experience



Percentages are based on those who gave a valid rating, excluding those who said not applicable.

Summary of Survey Results: 2020-2024

Trades Training Type:

Progressive apprenticeship, Traditional apprenticeship


Applied filters:

CPC: VCC: Baking & Pastry Arts - Pastry;

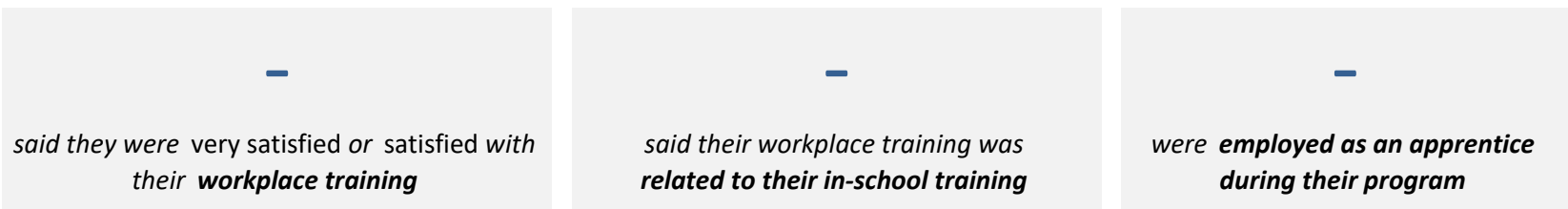
Cohort -
Respondents -
Response Rate 0%

Apprenticeship programs

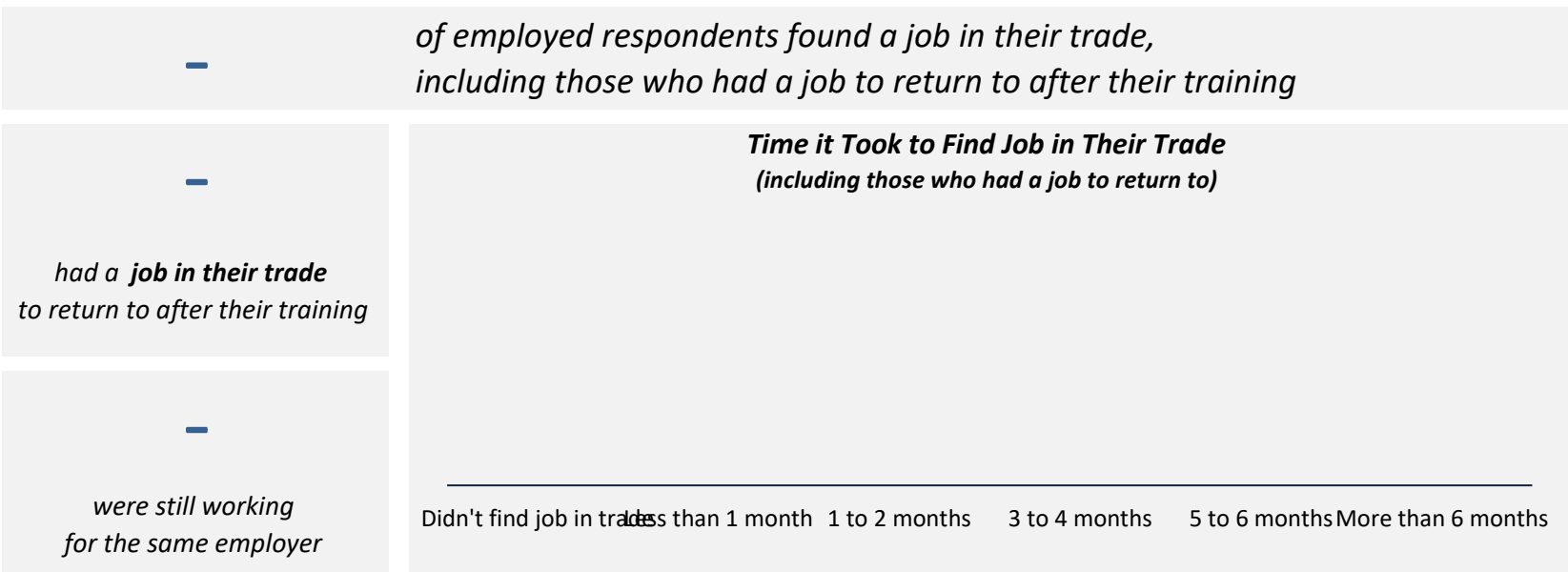
In-School Experiences



Workplace Experiences



Employment After Leaving School



Summary of Survey Results: 2020-2024

Trades Training Type:

Trades foundation, Trades-related vocational programs

Applied filters:

CPC: VCC: Baking & Pastry Arts - Pastry;

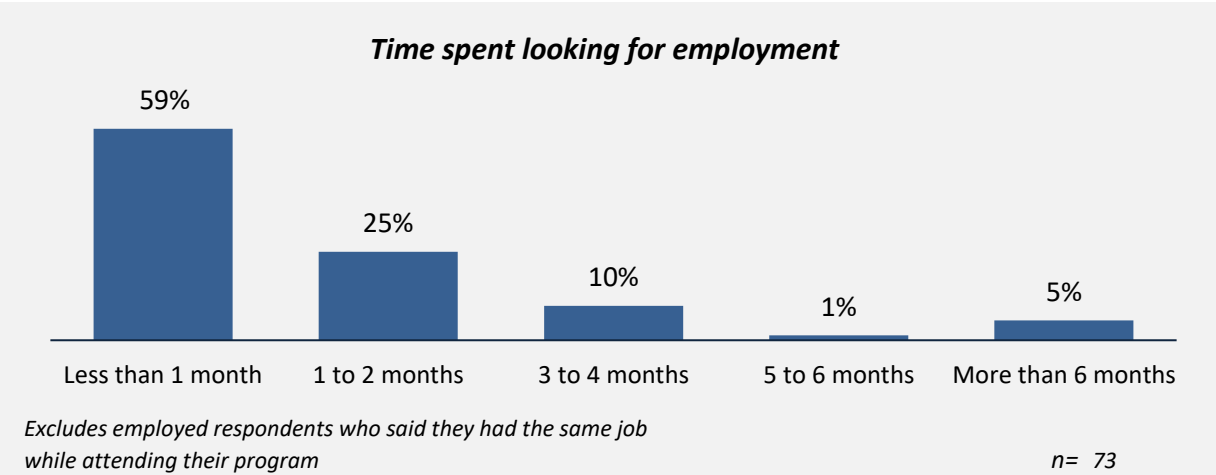
Cohort	357
Respondents	149
Response Rate	42%

Trades foundation & Trades-related vocational programs

Employment After Leaving School

34%
had the same job before or while they were attending school

86%
said their education was useful in getting their job



Other Education

Trades-related vocational respondents only, results are shown for the education they took before and after their program.

*Not asked in 2024

—
took further studies after completing their program
n = -

—
of those who had taken further studies said their program prepared them well

—
of respondents were currently studying
n = -



Of those who took further studies at a different institution:

—
expected transfer credit*
n = -

Of those who expected transfer credit:

—
received transfer credit*

—
were very satisfied or satisfied with their transfer experience*

Summary of Survey Results: 2020-2024

Trades Training Type:

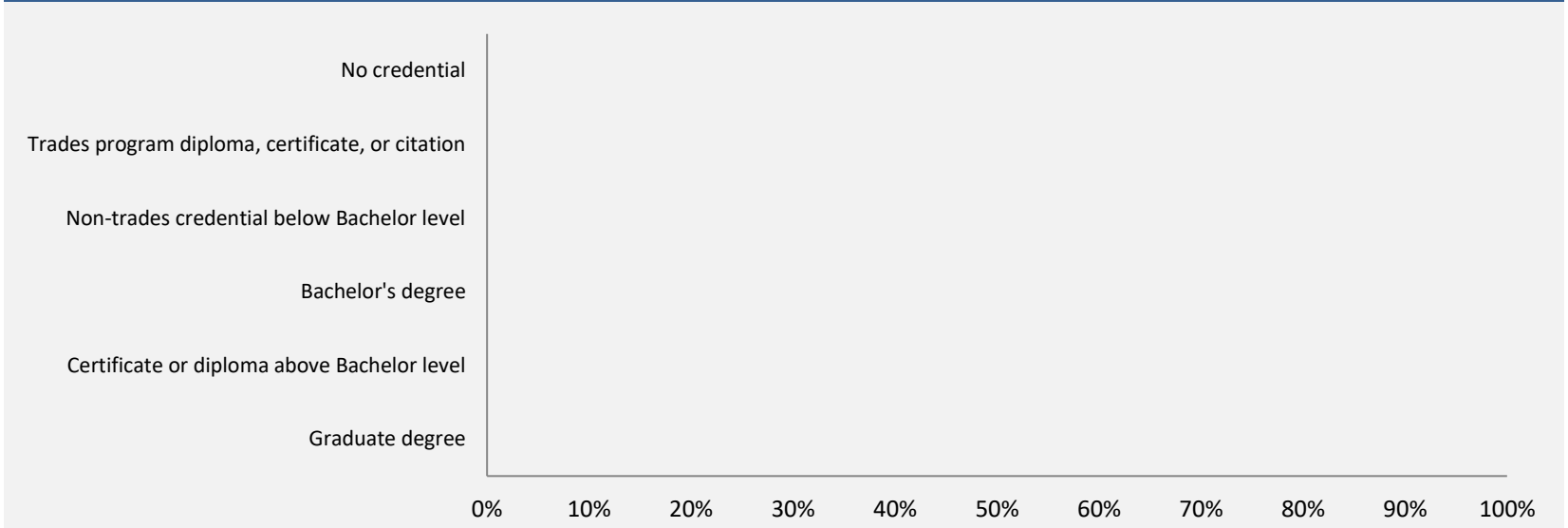
Trades foundation, Trades-related vocational programs

Applied filters:

CPC: VCC: Baking & Pastry Arts - Pastry;

Cohort	357
Respondents	149
Response Rate	42%

had taken *previous* post-secondary education n = -



*Based on those who had taken previous post-secondary education.
Respondents could report more than one type of post-secondary credential.*

Transition to Apprenticeship n = 139
The following results are for Trades foundation respondents only.

73%
of Trades foundation respondents tried to get employment as an apprentice after they left their program

80%
of those who tried to get employment as an apprentice were successful

