

Summary of Survey Results: 2020-2024

Trades Training Type:

Progressive apprenticeship, Traditional apprenticeship, Trades foundation, and Trades-related vocational programs

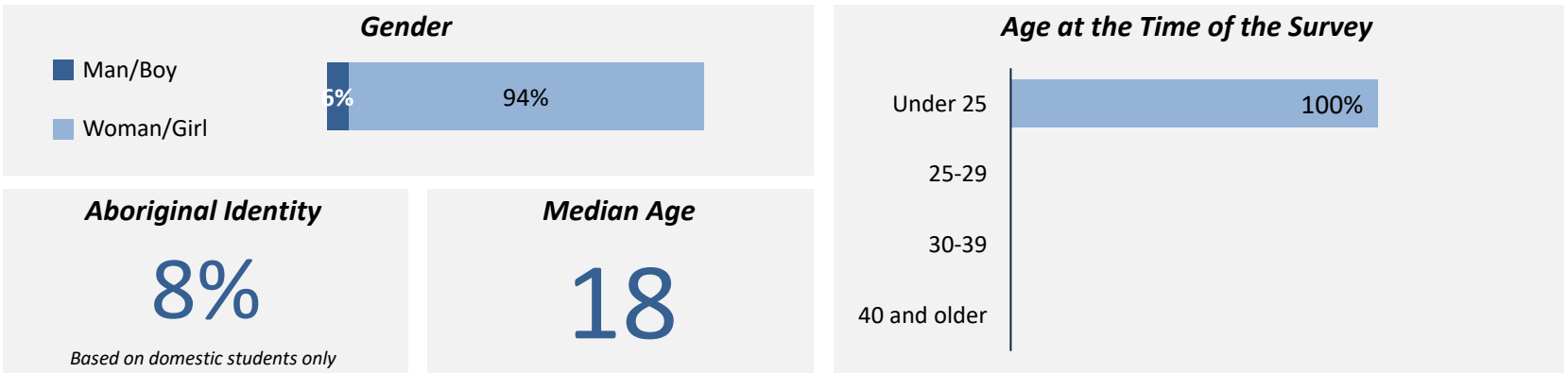
Applied filters:

CPC: VCC: Baking Foundation;

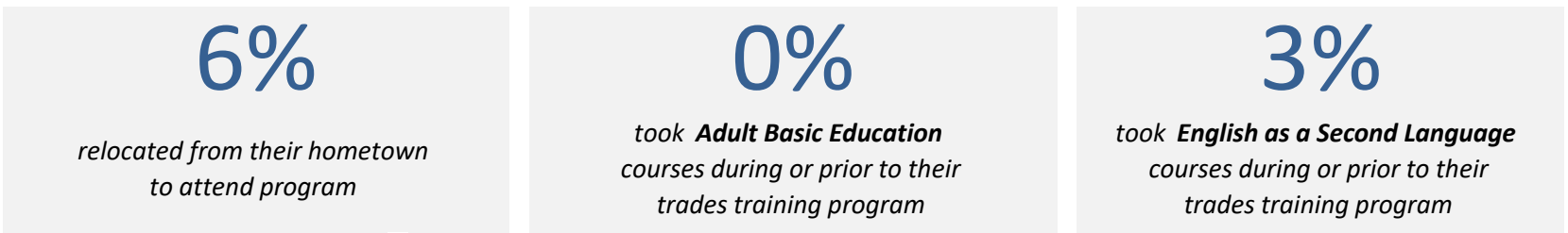
Cohort	75
Respondents	37
Response Rate	49%

Description of Survey Respondents


Demographics



About the Respondents



Region respondents were living in at the time of the survey



Summary of Survey Results: 2020-2024

Trades Training Type:

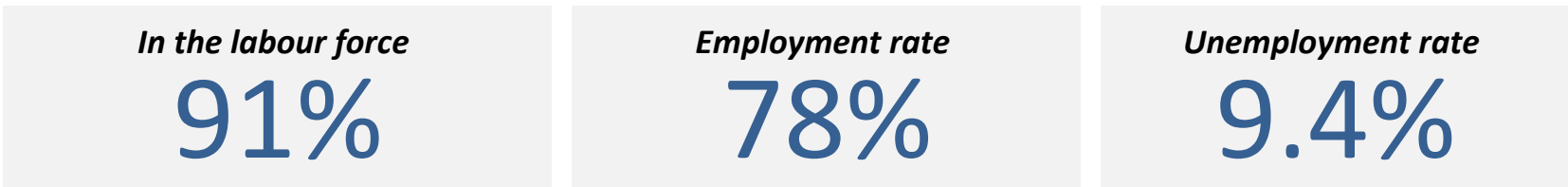
Progressive apprenticeship, Traditional apprenticeship, Trades foundation, and Trades-related vocational programs

Applied filters:

CPC: VCC: Baking Foundation;

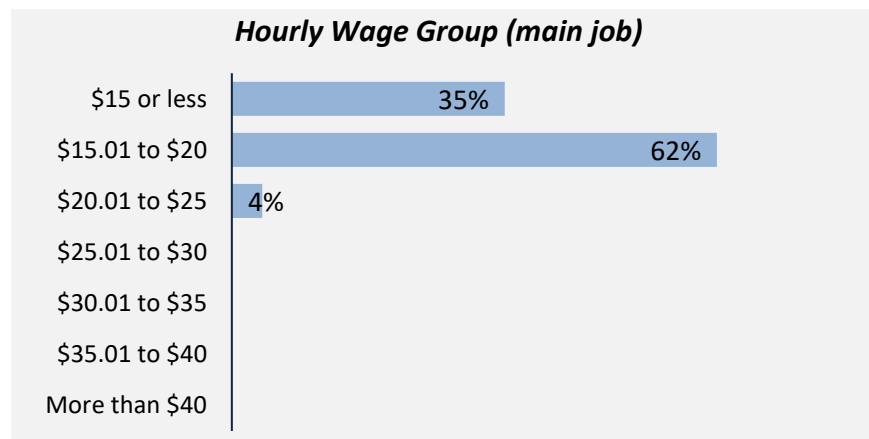
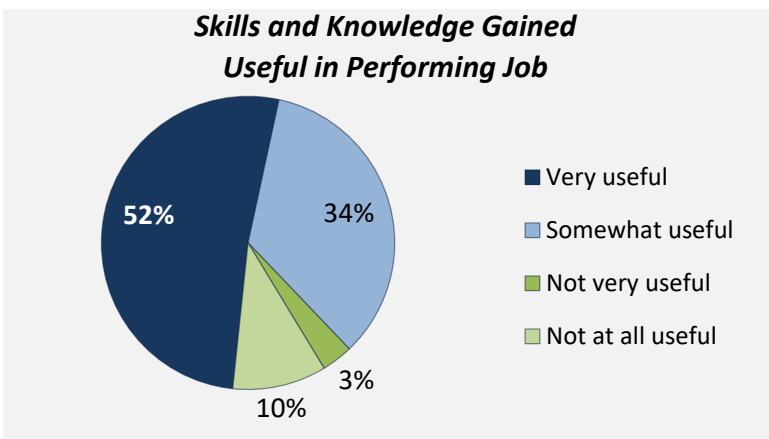
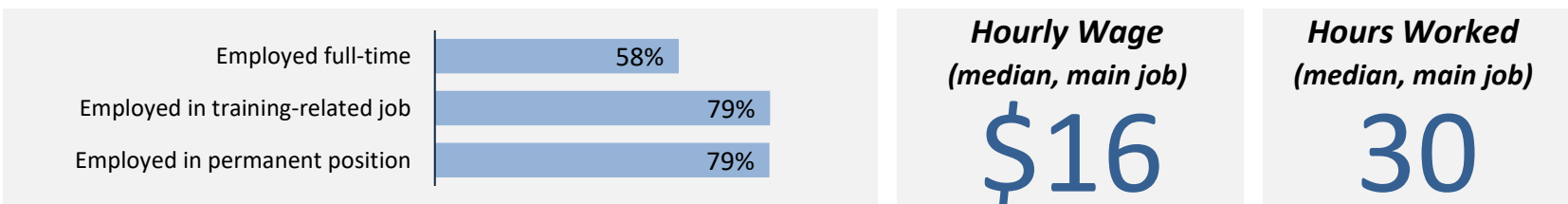
Cohort	75
Respondents	37
Response Rate	49%

Employment Outcomes



The "Employment rate" is the number employed as a percentage of all respondents.
 The "Unemployment rate" is the number of unemployed as a percentage of respondents in the labour force.

Of those employed: n = 29



Top Occupations (5-digit NOC)	# employed	% of those employed
63202: Bakers	15	52%
63200: Cooks	4	14%
65201: Food counter attendants, kitchen helpers and related support occupations	3	10%
65200: Food and beverage servers	1	3%
65220: Pet groomers and animal care workers	1	3%
62020: Food service supervisors	1	3%
22232: Occupational health and safety specialists	1	3%
65102: Store shelf stockers, clerks and order fillers	1	3%
62200: Chefs	1	3%
14400: Shippers and receivers	1	3%
<i>Total of top occupations</i>	29	100%
Total employed	29	

Summary of Survey Results: 2020-2024

Trades Training Type:

Progressive apprenticeship, Traditional apprenticeship, Trades foundation, and Trades-related vocational programs

Applied filters:

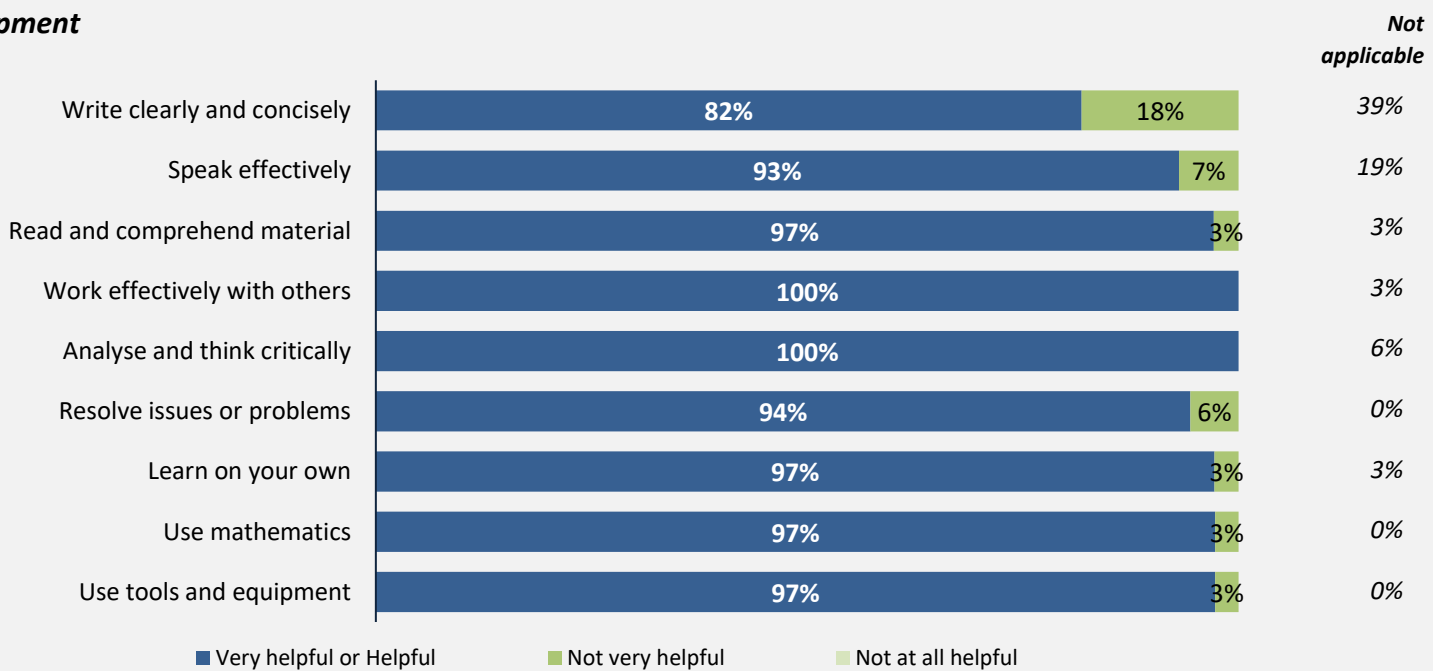
CPC: VCC: Baking Foundation;

Cohort	75
Respondents	37
Response Rate	49%

Skill Development and Post-Secondary Experience

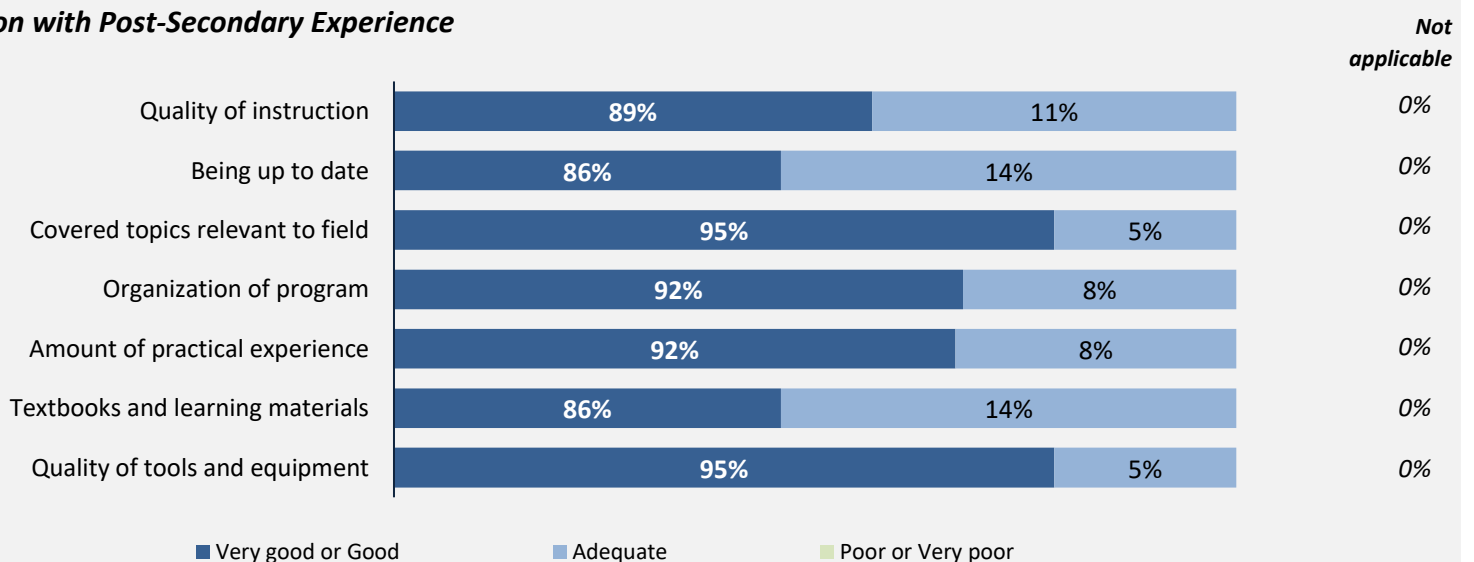
100% said they were very satisfied or satisfied with the education they received.

Skill Development



Percentages are based on those who gave a valid rating, excluding those who said not applicable.

Satisfaction with Post-Secondary Experience



Percentages are based on those who gave a valid rating, excluding those who said not applicable.

Summary of Survey Results: 2020-2024

Trades Training Type:

Progressive apprenticeship, Traditional apprenticeship


Applied filters:

CPC: VCC: Baking Foundation;

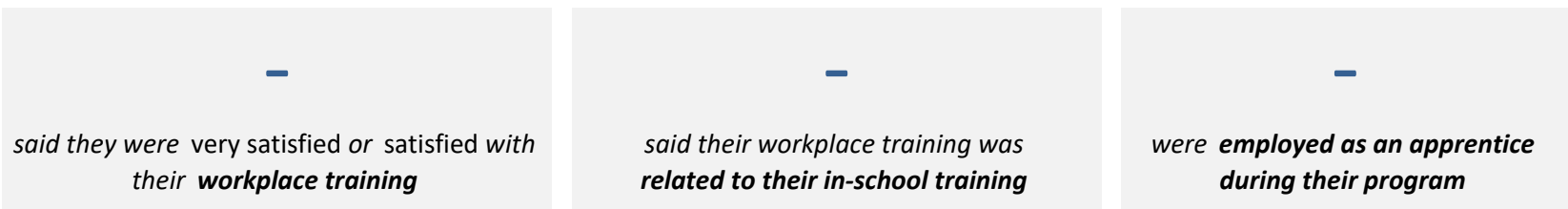
Cohort -
 Respondents -
 Response Rate 0%

Apprenticeship programs

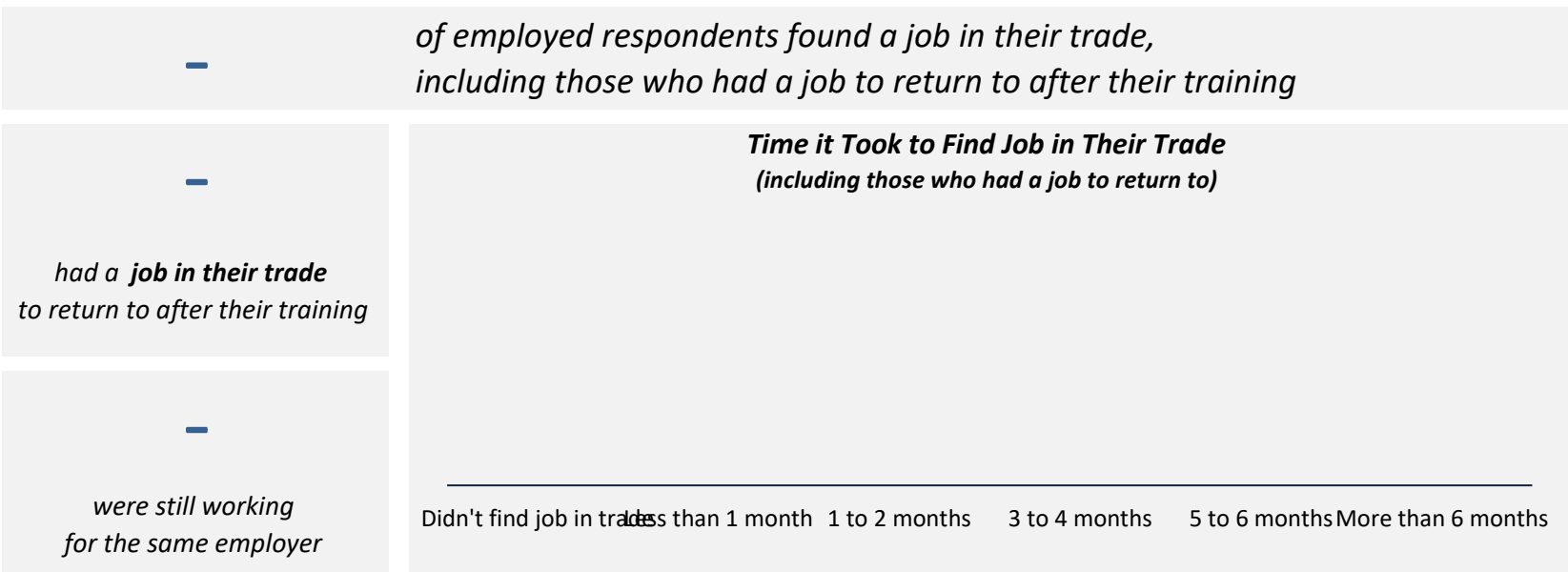
In-School Experiences



Workplace Experiences



Employment After Leaving School



Applied filters:

CPC: VCC: Baking Foundation;

Cohort	75
Respondents	37
Response Rate	49%

Trades foundation & Trades-related vocational programs

Employment After Leaving School

38%

had the same job before or while they were attending school

78%

said their education was useful in getting their job

Time spent looking for employment



Excludes employed respondents who said they had the same job while attending their program

n= 18

Other Education

Trades-related vocational respondents only, results are shown for the education they took before and after their program.

*Not asked in 2024

—

took further studies after completing their program
n = -


—

of those who had taken further studies said their program prepared them well

—

of respondents were currently studying
n = -

Further studies related to program



Of those who took further studies at a different institution:

—

expected transfer credit*
n = -

Of those who expected transfer credit:

—

received transfer credit*

—

were very satisfied or satisfied with their transfer experience*

Summary of Survey Results: 2020-2024

Trades Training Type:

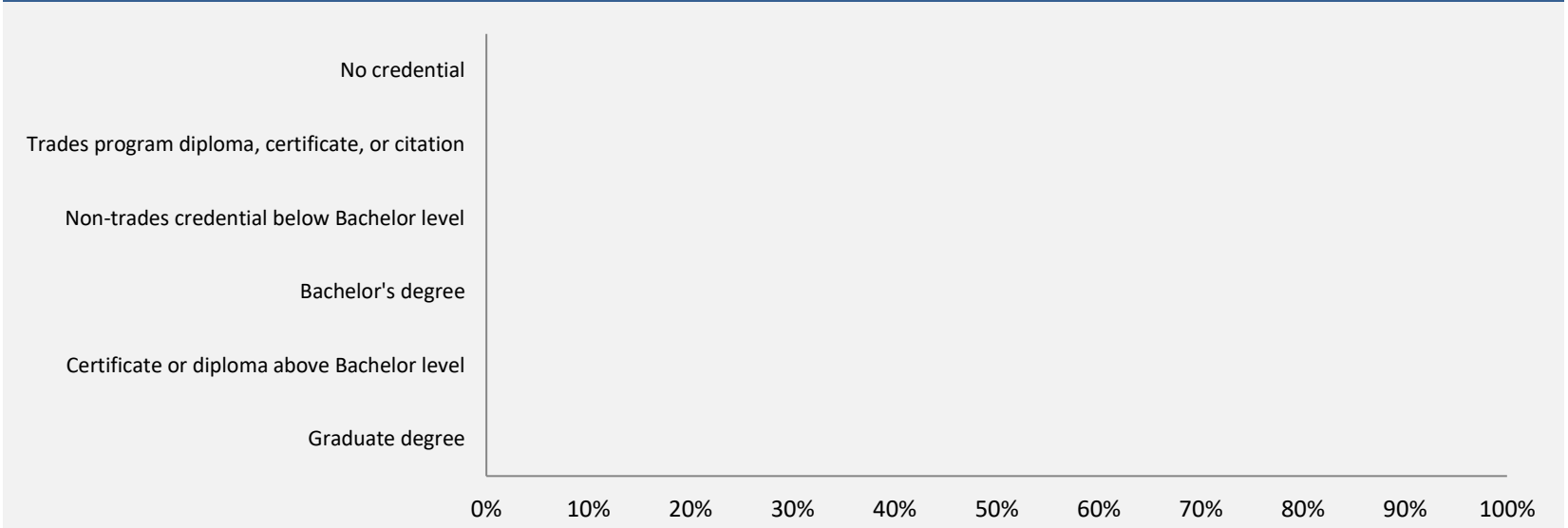
Trades foundation, Trades-related vocational programs

Applied filters:

CPC: VCC: Baking Foundation;

Cohort	75
Respondents	37
Response Rate	49%

had taken *previous* post-secondary education n = -



*Based on those who had taken previous post-secondary education.
Respondents could report more than one type of post-secondary credential.*

Transition to Apprenticeship n = 35
The following results are for Trades foundation respondents only.

60%
of Trades foundation respondents tried to get employment as an apprentice after they left their program

80%
of those who tried to get employment as an apprentice were successful

