

# Summary of Survey Results: 2020-2024

Trades Training Type:

*Progressive apprenticeship, Traditional apprenticeship, Trades foundation, and Trades-related vocational programs*

**Applied filters:**

CPC: VCC: Auto Tech Apprentice;

Cohort	56
Respondents	26
Response Rate	46%

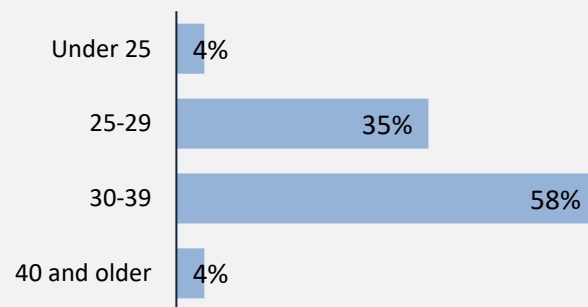
## Description of Survey Respondents

### Demographics

#### Gender



#### Age at the Time of the Survey



#### Aboriginal Identity

0%

Based on domestic students only

#### Median Age

31

### About the Respondents

15%

*relocated from their hometown to attend program*

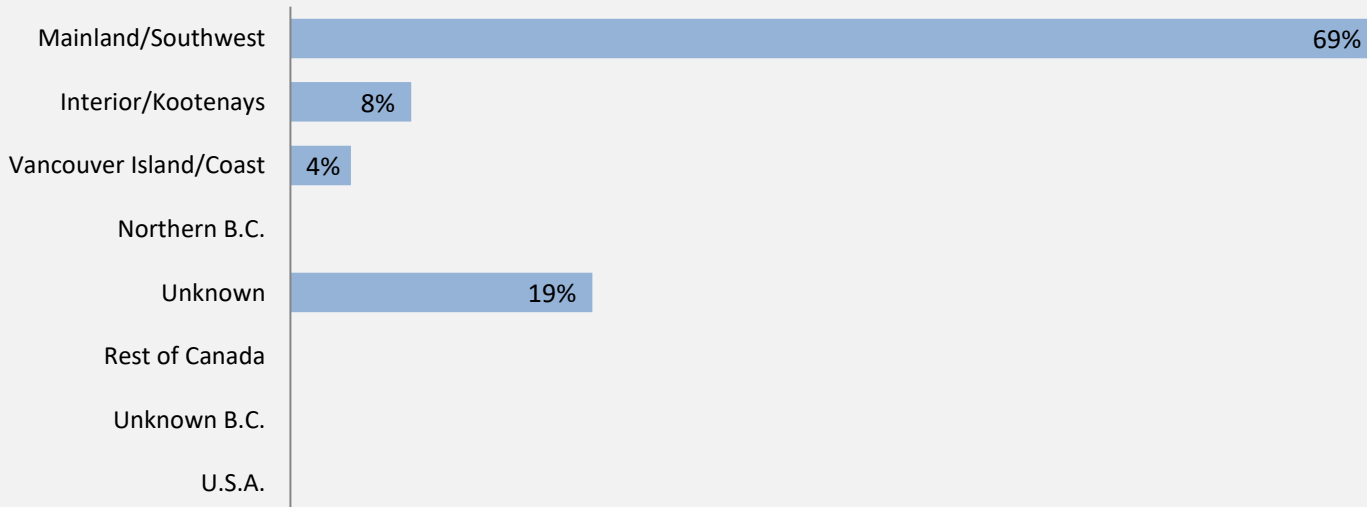
4%

*took **Adult Basic Education** courses during or prior to their trades training program*

0%

*took **English as a Second Language** courses during or prior to their trades training program*

### Region respondents were living in at the time of the survey



# Summary of Survey Results: 2020-2024

Trades Training Type:

*Progressive apprenticeship, Traditional apprenticeship, Trades foundation, and Trades-related vocational programs*

**Applied filters:**

CPC: VCC: Auto Tech Apprentice;

Cohort	56
Respondents	26
Response Rate	46%

## Employment Outcomes

**In the labour force**

**100%**

**Employment rate**

**96%**

**Unemployment rate**


**3.8%**

The "Employment rate" is the number employed as a percentage of all respondents.

The "Unemployment rate" is the number of unemployed as a percentage of respondents in the labour force.

### Of those employed:

n = 25



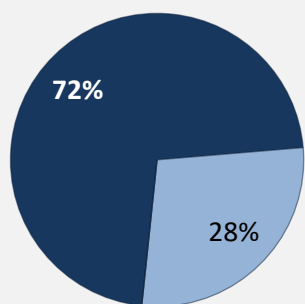
**Hourly Wage**  
(median, main job)

**\$35**

**Hours Worked**  
(median, main job)

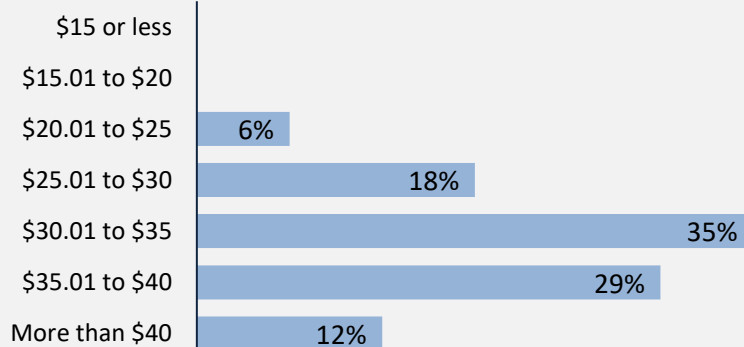
**40**

### Skills and Knowledge Gained Useful in Performing Job



- Very useful
- Somewhat useful
- Not very useful
- Not at all useful

### Hourly Wage Group (main job)



### Top Occupations (5-digit NOC)

Occupation	# employed	% of those employed
72410: Automotive service technicians, truck and bus mechanics and mechanical repairers	22	88%
72014: Contractors and supervisors, other construction trades, installers, repairers and servicers	1	4%
60020: Retail and wholesale trade managers	1	4%
95103: Labourers in wood, pulp and paper processing	1	4%
<b>Total of top occupations</b>	<b>25</b>	<b>100%</b>
<b>Total employed</b>	<b>25</b>	

# Summary of Survey Results: 2020-2024

Trades Training Type:

*Progressive apprenticeship, Traditional apprenticeship, Trades foundation, and Trades-related vocational programs*

**Applied filters:**

CPC: VCC: Auto Tech Apprentice;

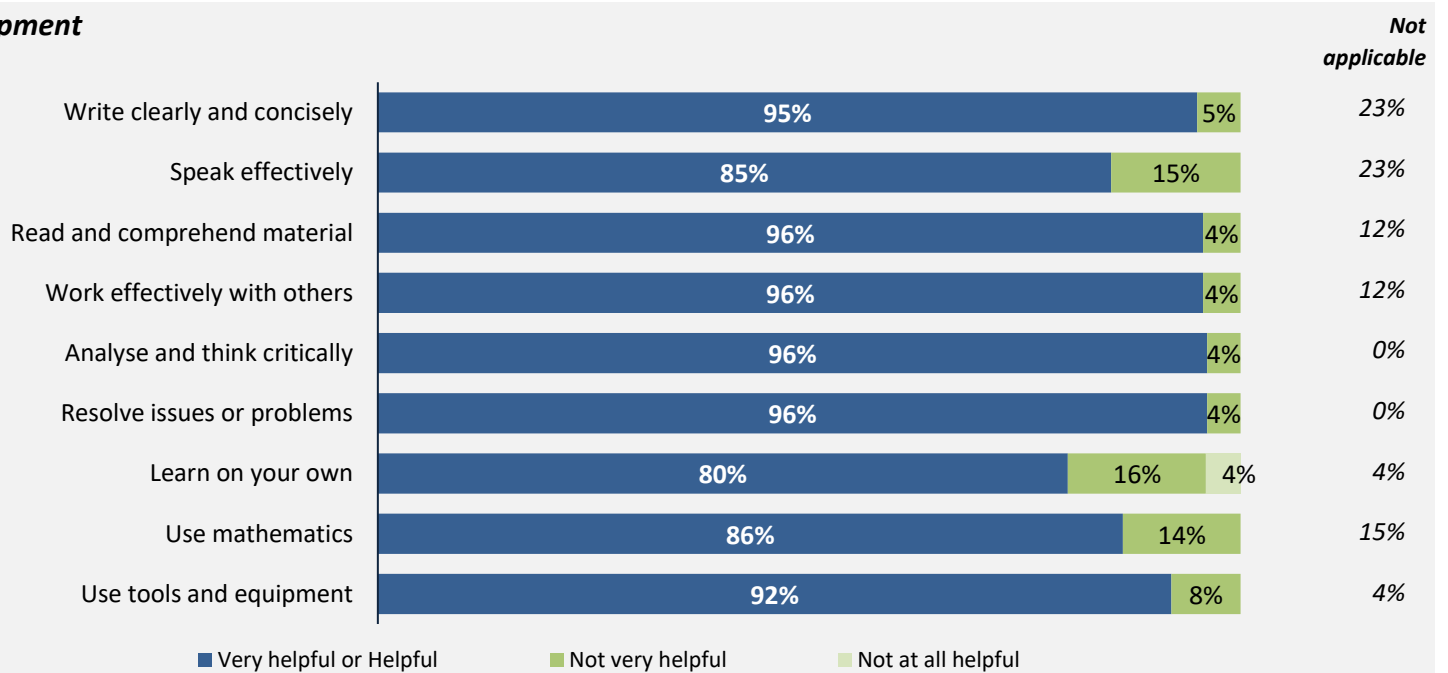
Cohort	56
Respondents	26
Response Rate	46%

## Skill Development and Post-Secondary Experience

# 96%

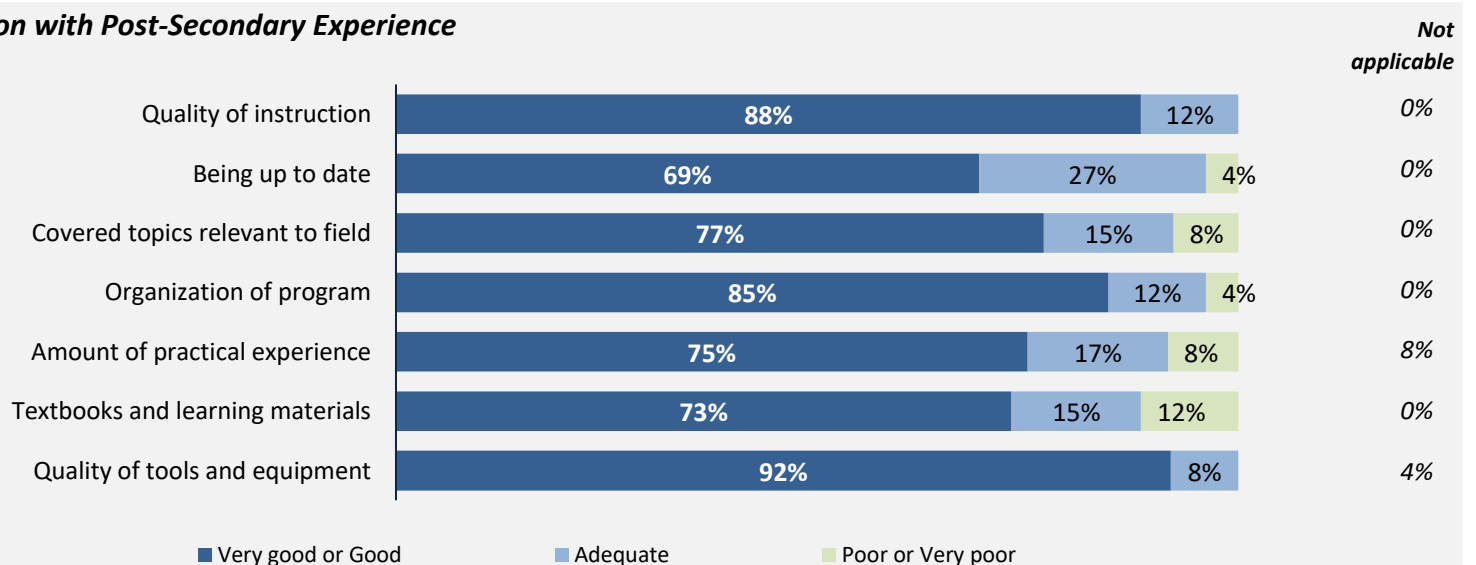
said they were very satisfied or satisfied with the education they received.

### Skill Development



Percentages are based on those who gave a valid rating, excluding those who said not applicable.

### Satisfaction with Post-Secondary Experience



Percentages are based on those who gave a valid rating, excluding those who said not applicable.

# Summary of Survey Results: 2020-2024

Trades Training Type:

*Progressive apprenticeship, Traditional apprenticeship*

**Applied filters:**

CPC: VCC: Auto Tech Apprentice;

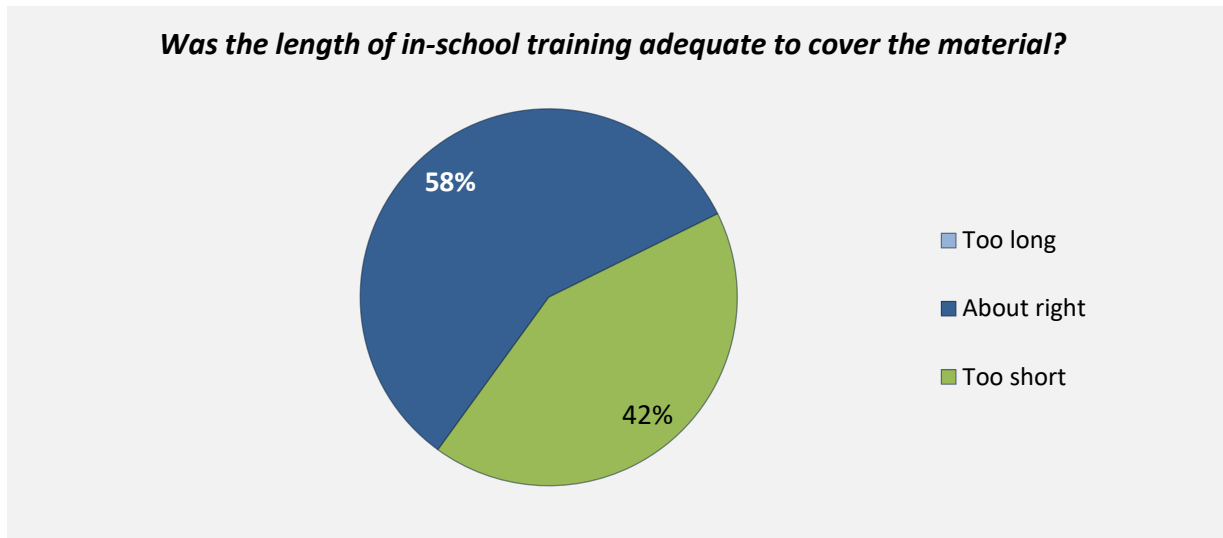
Cohort	56
Respondents	26
Response Rate	46%

## Apprenticeship programs

### In-School Experiences

**100%**  
*obtained their Certificate of Qualification*

**92%**  
*said the knowledge and skills gained in their program were useful in preparing to write the Certificate of Qualification or Red Seal certification exams*



### Workplace Experiences

**92%**  
*said they were very satisfied or satisfied with their workplace training*

**96%**  
*said their workplace training was related to their in-school training*

**100%**  
*were employed as an apprentice during their program*

### Employment After Leaving School

**96%**  
*of employed respondents found a job in their trade, including those who had a job to return to after their training*

**96%**  
*had a job in their trade to return to after their training*

**72%**  
*were still working for the same employer*



# Summary of Survey Results: 2020-2024

Trades Training Type:

*Progressive apprenticeship, Traditional apprenticeship, Trades foundation, and Trades-related vocational programs*

**Applied filters:**

CPC: VCC: Automotive Service Technician Apprenticeship Level 1;

Cohort	142
Respondents	56
Response Rate	39%

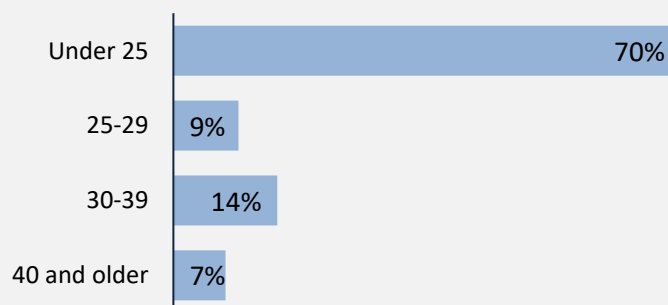
## Description of Survey Respondents

### Demographics

#### Gender



#### Age at the Time of the Survey



#### Aboriginal Identity

2%

*Based on domestic students only*

#### Median Age

20

### About the Respondents

15%

*relocated from their hometown to attend program*


0%

*took **Adult Basic Education** courses during or prior to their trades training program*

2%

*took **English as a Second Language** courses during or prior to their trades training program*

### Region respondents were living in at the time of the survey



# Summary of Survey Results: 2020-2024

Trades Training Type:

*Progressive apprenticeship, Traditional apprenticeship, Trades foundation, and Trades-related vocational programs*

**Applied filters:**

CPC: VCC: Automotive Service Technician Apprenticeship Level 1;

<b>Cohort</b>	<b>142</b>
<b>Respondents</b>	<b>56</b>
<b>Response Rate</b>	<b>39%</b>

## Employment Outcomes

**In the labour force**

**96%**

**Employment rate**

**89%**

**Unemployment rate**


**7.7%**

The "Employment rate" is the number employed as a percentage of all respondents.

The "Unemployment rate" is the number of unemployed as a percentage of respondents in the labour force.

**Of those employed:**

n = 48



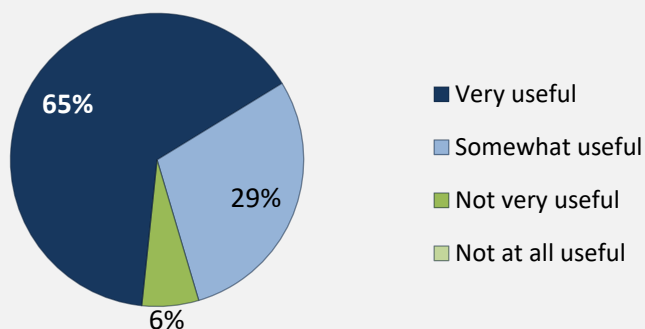
**Hourly Wage  
(median, main job)**

**\$17**

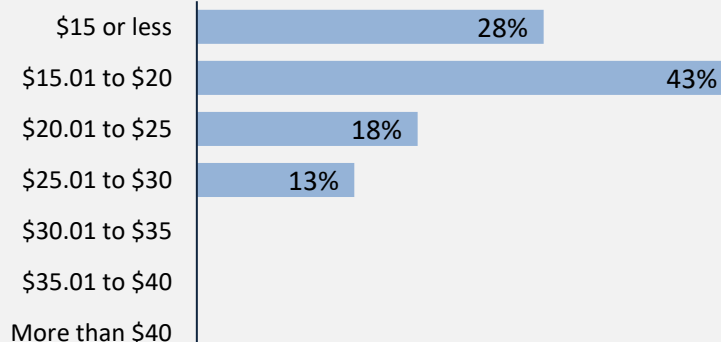
**Hours Worked  
(median, main job)**

**40**

**Skills and Knowledge Gained  
Useful in Performing Job**



**Hourly Wage Group (main job)**



**Top Occupations (5-digit NOC)**

	# employed	% of those employed
72410: Automotive service technicians, truck and bus mechanics and mechanical repairers	33	69%
74203: Automotive and heavy truck and equipment parts installers and servicers	5	10%
65102: Store shelf stockers, clerks and order fillers	3	6%
XXXXX: Unclassified occupations	2	4%
65329: Other service support occupations	1	2%
64409: Other customer and information services representatives	1	2%
65100: Cashiers	1	2%
72402: Heating, refrigeration and air conditioning mechanics	1	2%
75119: Other trades helpers and labourers	1	2%
<b>Total of top occupations</b>	<b>48</b>	<b>100%</b>
<b>Total employed</b>	<b>48</b>	

# Summary of Survey Results: 2020-2024

Trades Training Type:

*Progressive apprenticeship, Traditional apprenticeship, Trades foundation, and Trades-related vocational programs*

**Applied filters:**

CPC: VCC: Automotive Service Technician Apprenticeship Level 1;

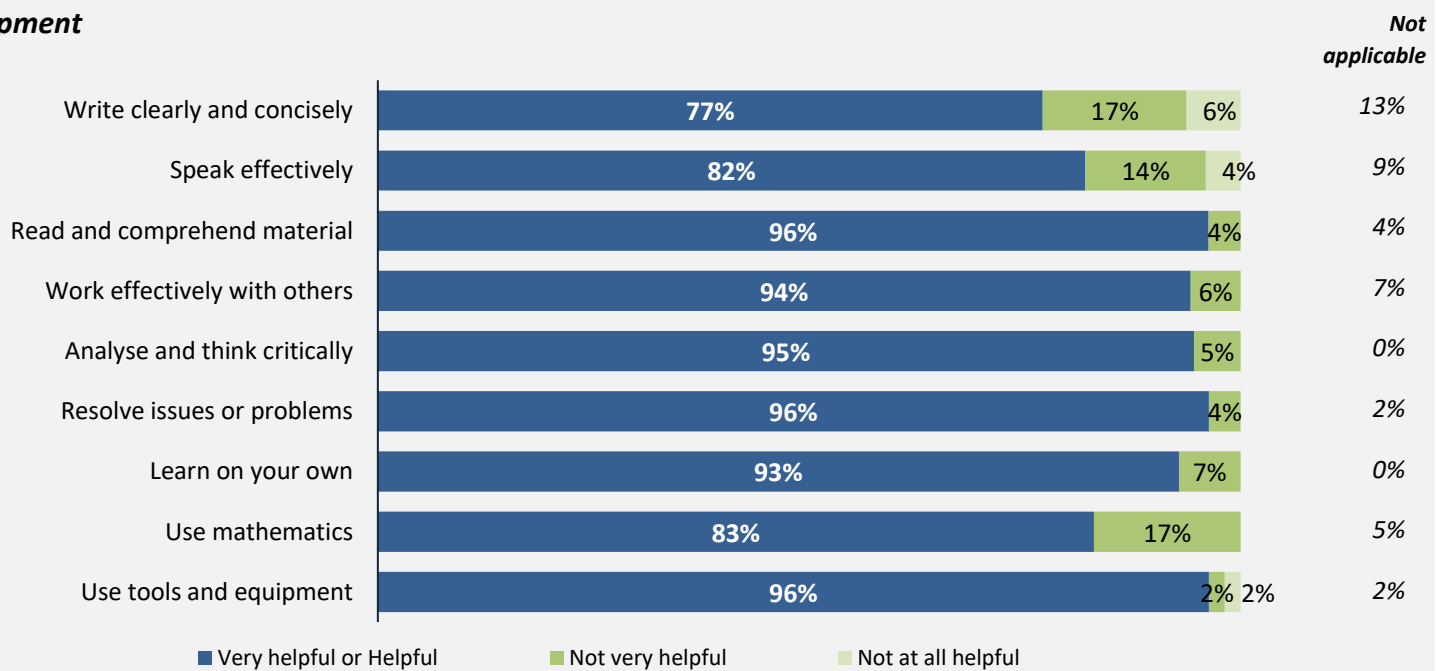
<b>Cohort</b>	<b>142</b>
<b>Respondents</b>	<b>56</b>
<b>Response Rate</b>	<b>39%</b>

## Skill Development and Post-Secondary Experience

# 96%

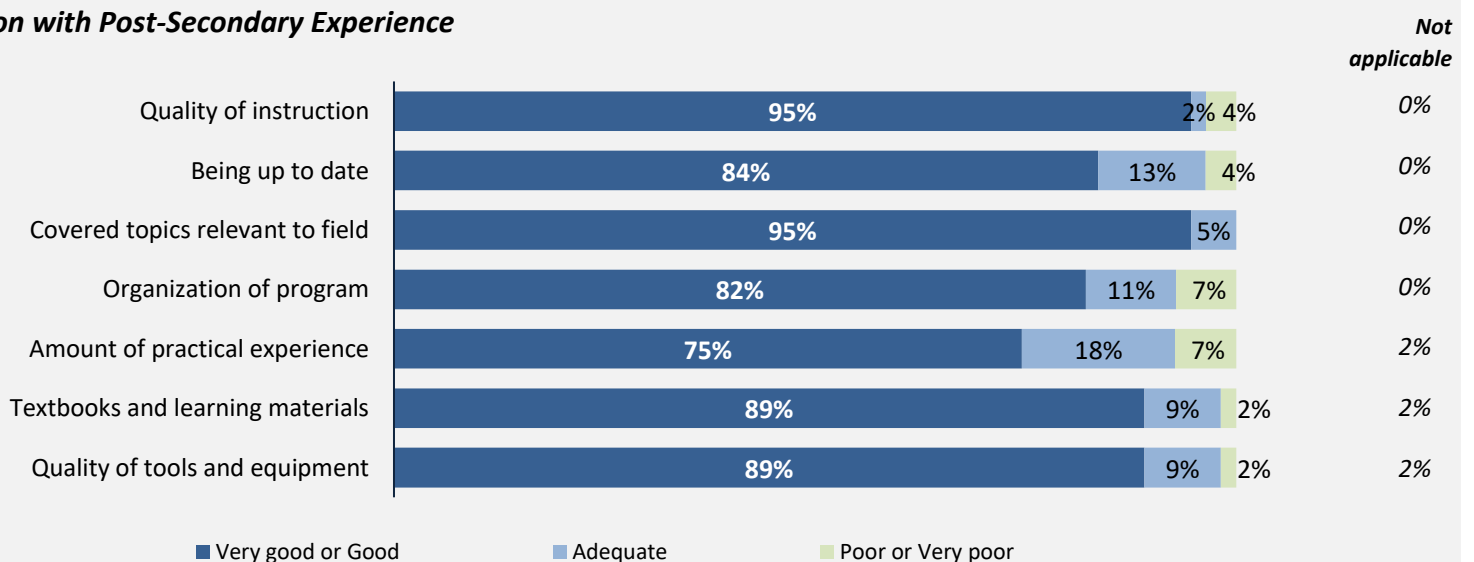
said they were very satisfied or satisfied with the education they received.

### Skill Development



Percentages are based on those who gave a valid rating, excluding those who said not applicable.

### Satisfaction with Post-Secondary Experience



Percentages are based on those who gave a valid rating, excluding those who said not applicable.

# Summary of Survey Results: 2020-2024

Trades Training Type:

*Progressive apprenticeship, Traditional apprenticeship*

**Applied filters:**

CPC: VCC: Automotive Service Technician Apprenticeship Level 1;

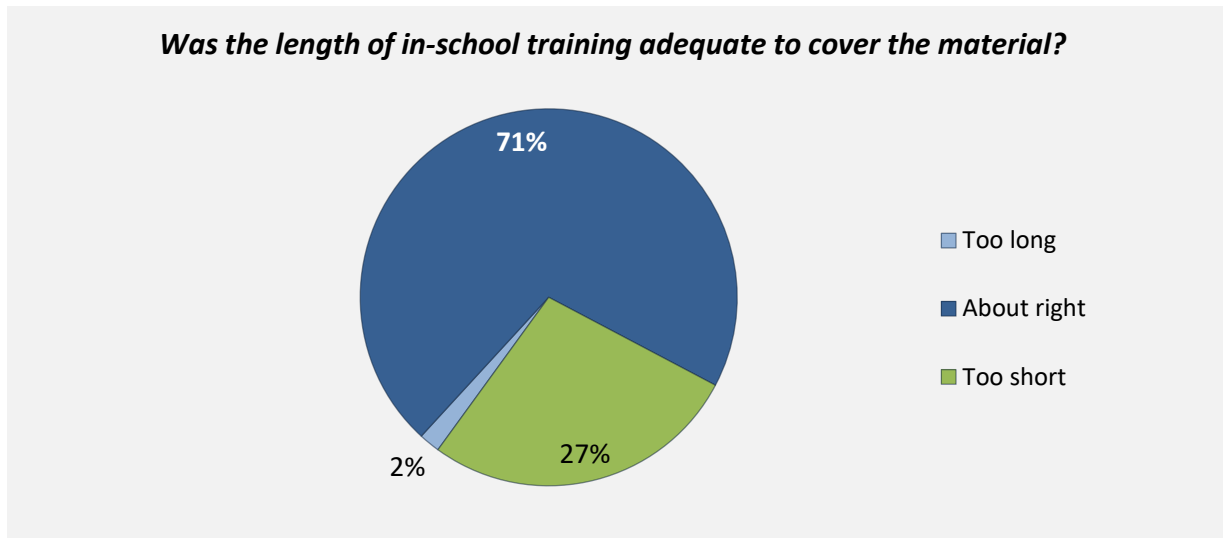
Cohort	142
Respondents	56
Response Rate	39%

## Apprenticeship programs

### In-School Experiences

**69%**  
obtained their  
Certificate of Qualification

**98%**  
said the knowledge and skills  
gained in their program were useful  
in preparing to write the Certificate  
of Qualification or Red Seal  
certification exams



### Workplace Experiences

**91%**  
said they were very satisfied or satisfied with  
their **workplace training**

**85%**  
said their workplace training was  
**related to their in-school training**

**90%**  
were **employed as an apprentice**  
during their program

### Employment After Leaving School

**84%** of employed respondents found a job in their trade,  
including those who had a job to return to after their training

**73%**  
had a **job in their trade**  
to return to after their training

**65%**  
were still working  
for the same employer





# Summary of Survey Results: 2020-2024

Trades Training Type:

*Progressive apprenticeship, Traditional apprenticeship, Trades foundation, and Trades-related vocational programs*

**Applied filters:**

CPC: VCC: Automotive Service Technician Apprenticeship Level 2;

Cohort	108
Respondents	56
Response Rate	52%

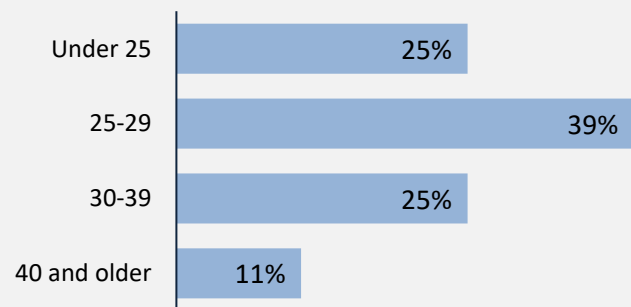
## Description of Survey Respondents

### Demographics

#### Gender



#### Age at the Time of the Survey



#### Aboriginal Identity

2%

*Based on domestic students only*

#### Median Age

26

### About the Respondents

9%

*relocated from their hometown to attend program*


9%

*took **Adult Basic Education** courses during or prior to their trades training program*

5%

*took **English as a Second Language** courses during or prior to their trades training program*

### Region respondents were living in at the time of the survey



# Summary of Survey Results: 2020-2024

Trades Training Type:

*Progressive apprenticeship, Traditional apprenticeship, Trades foundation, and Trades-related vocational programs*

**Applied filters:**

CPC: VCC: Automotive Service Technician Apprenticeship Level 2;

<i>Cohort</i>	<b>108</b>
<i>Respondents</i>	<b>56</b>
<i>Response Rate</i>	<b>52%</b>

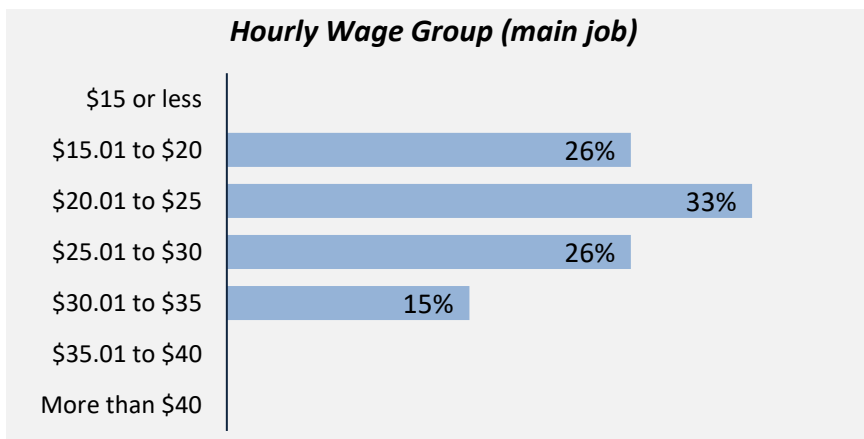
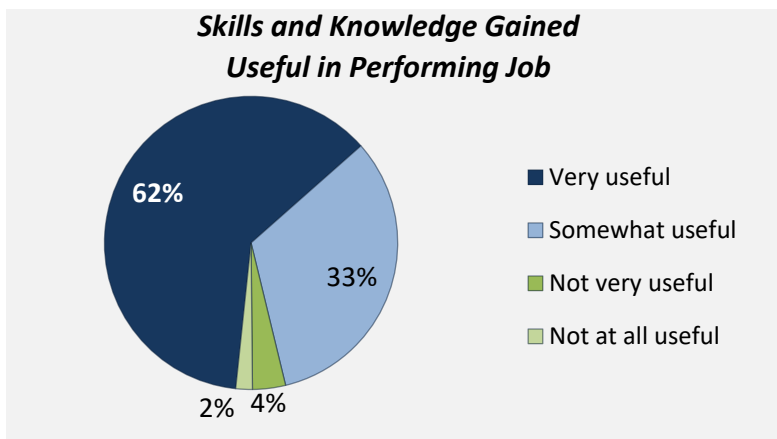
## Employment Outcomes

<p><b>In the labour force</b></p> <h1>100%</h1>	<p><b>Employment rate</b></p> <h1>100%</h1>	<p><b>Unemployment rate</b></p> <h1>0.0%</h1>
---	---	---

The "Employment rate" is the number employed as a percentage of all respondents.  
 The "Unemployment rate" is the number of unemployed as a percentage of respondents in the labour force.

### Of those employed: n = 55

<table border="0"> <tr> <td style="padding-right: 10px;">Employed full-time</td> <td style="text-align: right;">100%</td> </tr> <tr> <td style="padding-right: 10px;">Employed in training-related job</td> <td style="text-align: right;">95%</td> </tr> <tr> <td style="padding-right: 10px;">Employed in permanent position</td> <td style="text-align: right;">100%</td> </tr> </table>	Employed full-time	100%	Employed in training-related job	95%	Employed in permanent position	100%	<p><b>Hourly Wage</b> (median, main job)</p> <h1>\$24</h1>	<p><b>Hours Worked</b> (median, main job)</p> <h1>40</h1>
Employed full-time	100%							
Employed in training-related job	95%							
Employed in permanent position	100%							



Top Occupations (5-digit NOC)	# employed	% of those employed
72410: Automotive service technicians, truck and bus mechanics and mechanical repairers	51	93%
XXXXX: Unclassified occupations	2	4%
72102: Sheet metal workers	1	2%
72423: Motorcycle, all-terrain vehicle and other related mechanics	1	2%
<i>Total of top occupations</i>		55
<i>Total employed</i>		55
		100%

# Summary of Survey Results: 2020-2024

Trades Training Type:

*Progressive apprenticeship, Traditional apprenticeship, Trades foundation, and Trades-related vocational programs*

**Applied filters:**

CPC: VCC: Automotive Service Technician Apprenticeship Level 2;

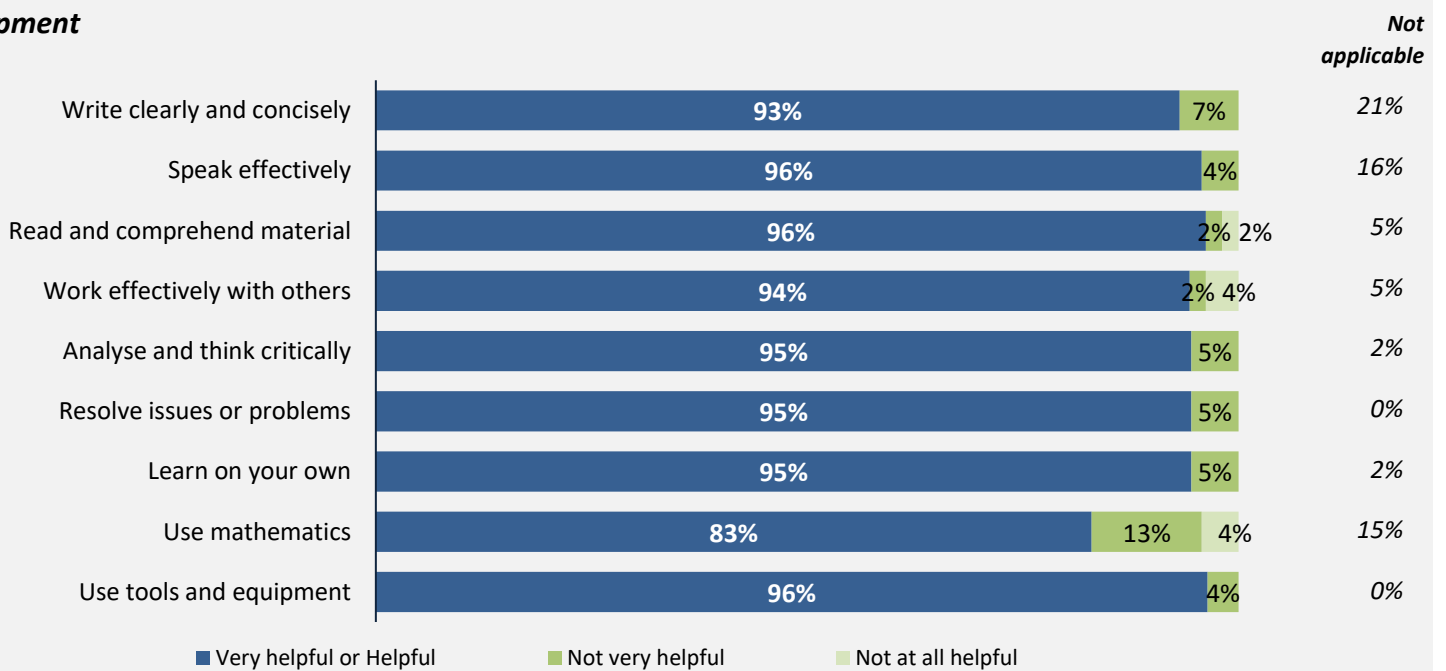
<b>Cohort</b>	<b>108</b>
<b>Respondents</b>	<b>56</b>
<b>Response Rate</b>	<b>52%</b>

## Skill Development and Post-Secondary Experience

# 98%

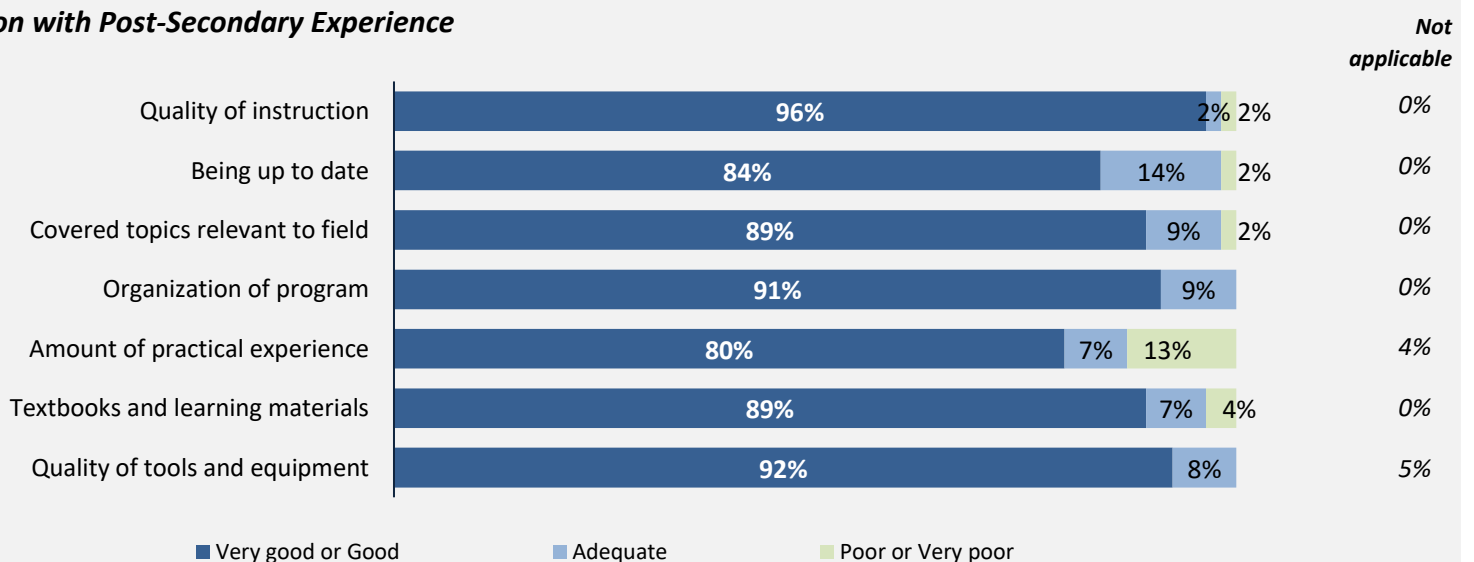
said they were very satisfied or satisfied with the education they received.

### Skill Development



Percentages are based on those who gave a valid rating, excluding those who said not applicable.

### Satisfaction with Post-Secondary Experience



Percentages are based on those who gave a valid rating, excluding those who said not applicable.

# Summary of Survey Results: 2020-2024

Trades Training Type:

*Progressive apprenticeship, Traditional apprenticeship*

**Applied filters:**

CPC: VCC: Automotive Service Technician Apprenticeship Level 2;

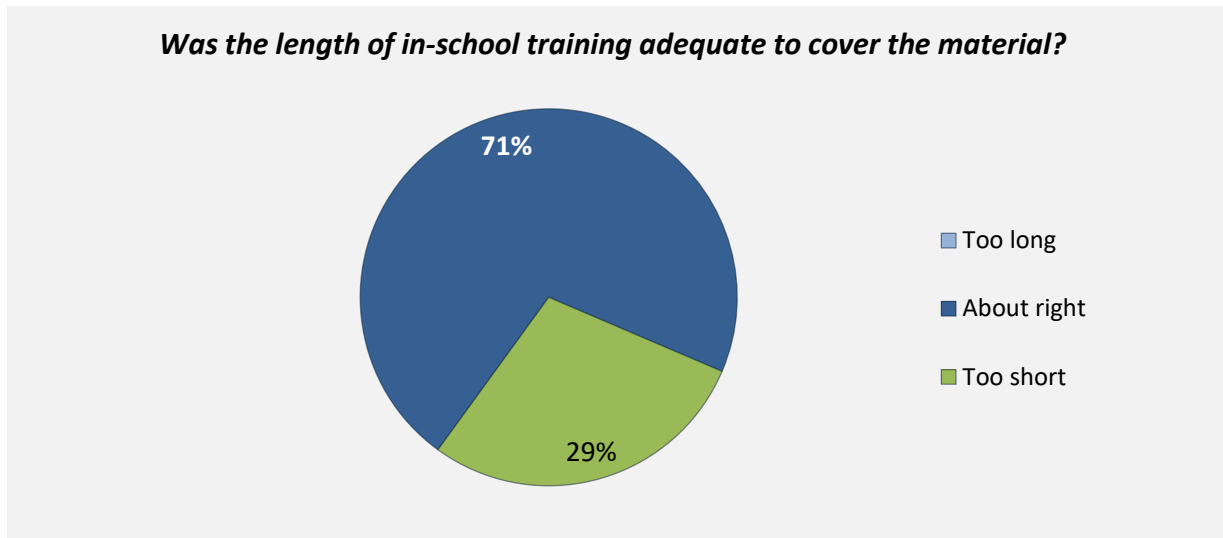
Cohort	108
Respondents	56
Response Rate	52%

## Apprenticeship programs

### In-School Experiences

**80%**  
obtained their  
Certificate of Qualification

**100%**  
said the knowledge and skills  
gained in their program were useful  
in preparing to write the Certificate  
of Qualification or Red Seal  
certification exams



### Workplace Experiences

**88%**  
said they were very satisfied or satisfied with  
their **workplace training**

**91%**  
said their workplace training was  
**related to their in-school training**

**100%**  
were **employed as an apprentice**  
during their program

### Employment After Leaving School

**98%** of employed respondents found a job in their trade,  
including those who had a job to return to after their training

**96%**  
had a **job in their trade**  
to return to after their training

**80%**  
were still working  
for the same employer



# Summary of Survey Results: 2020-2024

Trades Training Type:

*Progressive apprenticeship, Traditional apprenticeship, Trades foundation, and Trades-related vocational programs*

**Applied filters:**

CPC: VCC: Automotive Service Technician Apprenticeship Level 3;

Cohort	60
Respondents	31
Response Rate	52%

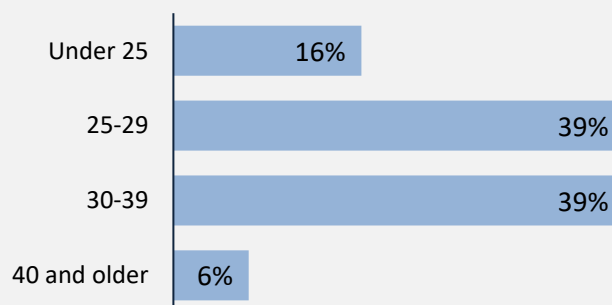
## Description of Survey Respondents

### Demographics

#### Gender



#### Age at the Time of the Survey



#### Aboriginal Identity

10%

*Based on domestic students only*

#### Median Age

29

### About the Respondents

20%

*relocated from their hometown to attend program*


7%

*took **Adult Basic Education** courses during or prior to their trades training program*

3%

*took **English as a Second Language** courses during or prior to their trades training program*

### Region respondents were living in at the time of the survey



# Summary of Survey Results: 2020-2024

Trades Training Type:  
*Progressive apprenticeship, Traditional apprenticeship, Trades foundation, and Trades-related vocational programs*

**Applied filters:**

CPC: VCC: Automotive Service Technician Apprenticeship Level 3;

Cohort	60
Respondents	31
Response Rate	52%

## Employment Outcomes

**In the labour force**

# 100%

**Employment rate**

# 100%


**Unemployment rate**

# 0.0%

The "Employment rate" is the number employed as a percentage of all respondents.  
 The "Unemployment rate" is the number of unemployed as a percentage of respondents in the labour force.

### Of those employed:

n = 30



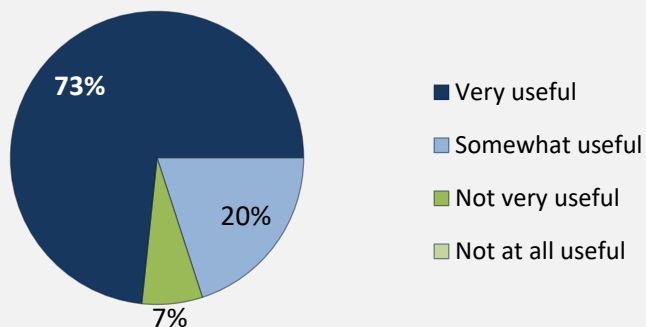
**Hourly Wage  
(median, main job)**

# \$32

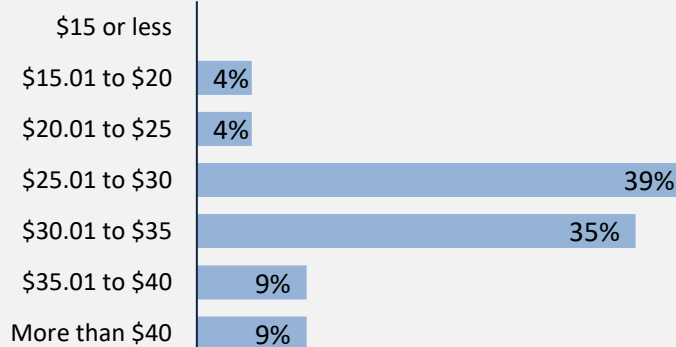
**Hours Worked  
(median, main job)**

# 40

### Skills and Knowledge Gained Useful in Performing Job



### Hourly Wage Group (main job)



### Top Occupations (5-digit NOC)

	# employed	% of those employed
72410: Automotive service technicians, truck and bus mechanics and mechanical repairers	29	97%
72401: Heavy-duty equipment mechanics	1	3%
<i>Total of top occupations</i>		30
<i>Total employed</i>		30
		100%

# Summary of Survey Results: 2020-2024

Trades Training Type:

*Progressive apprenticeship, Traditional apprenticeship, Trades foundation, and Trades-related vocational programs*

**Applied filters:**

CPC: VCC: Automotive Service Technician Apprenticeship Level 3;

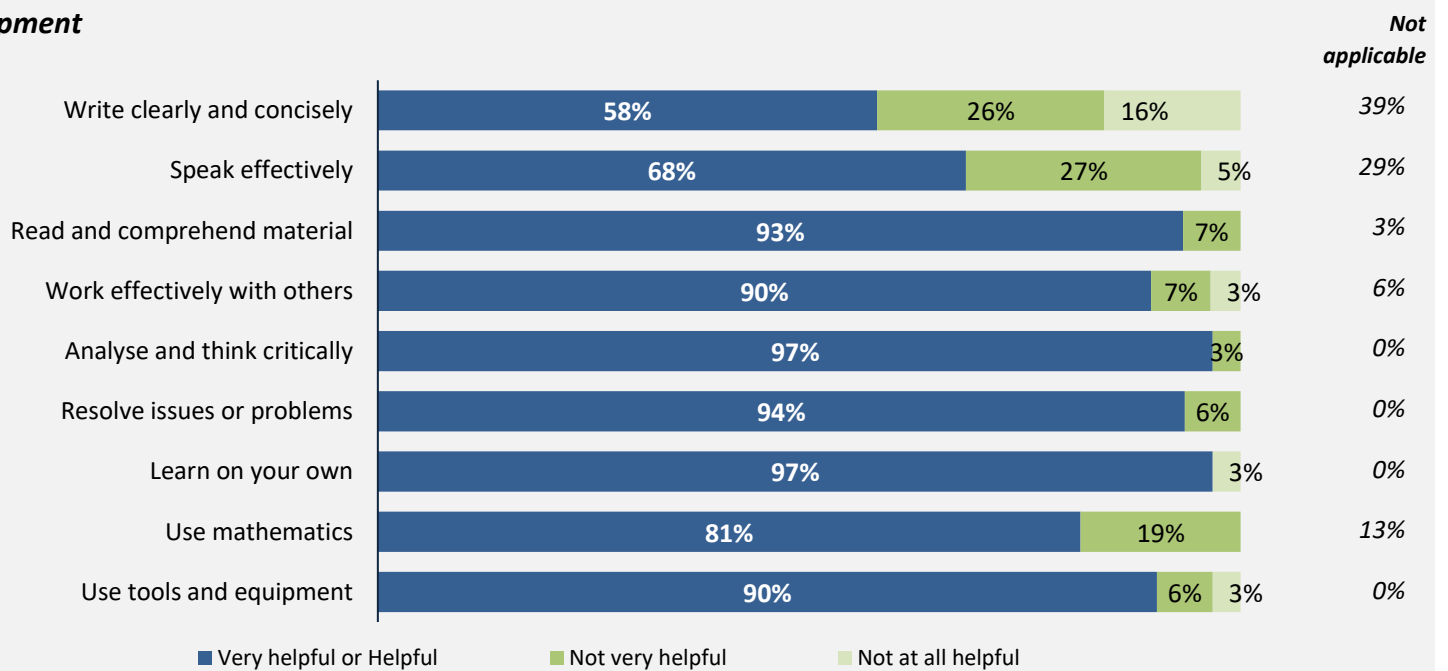
<b>Cohort</b>	<b>60</b>
<b>Respondents</b>	<b>31</b>
<b>Response Rate</b>	<b>52%</b>

## Skill Development and Post-Secondary Experience

# 93%

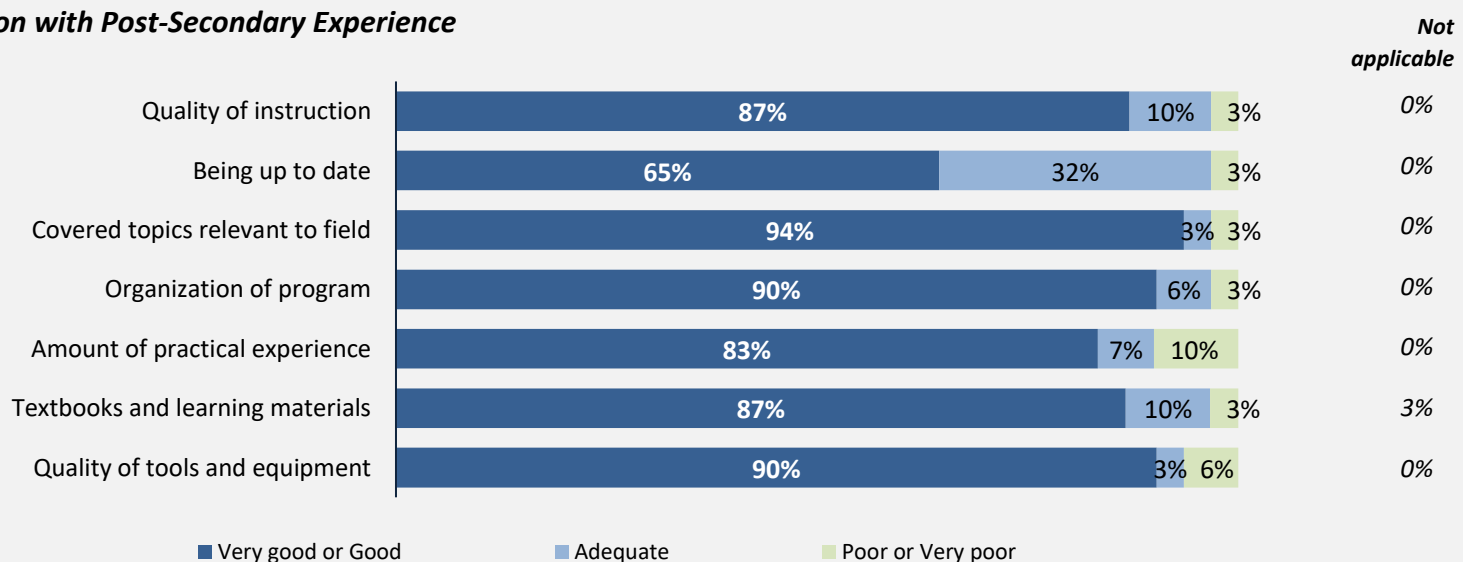
said they were very satisfied or satisfied with the education they received.

### Skill Development



Percentages are based on those who gave a valid rating, excluding those who said not applicable.

### Satisfaction with Post-Secondary Experience



Percentages are based on those who gave a valid rating, excluding those who said not applicable.

# Summary of Survey Results: 2020-2024

Trades Training Type:

*Progressive apprenticeship, Traditional apprenticeship*

**Applied filters:**

CPC: VCC: Automotive Service Technician Apprenticeship Level 3;

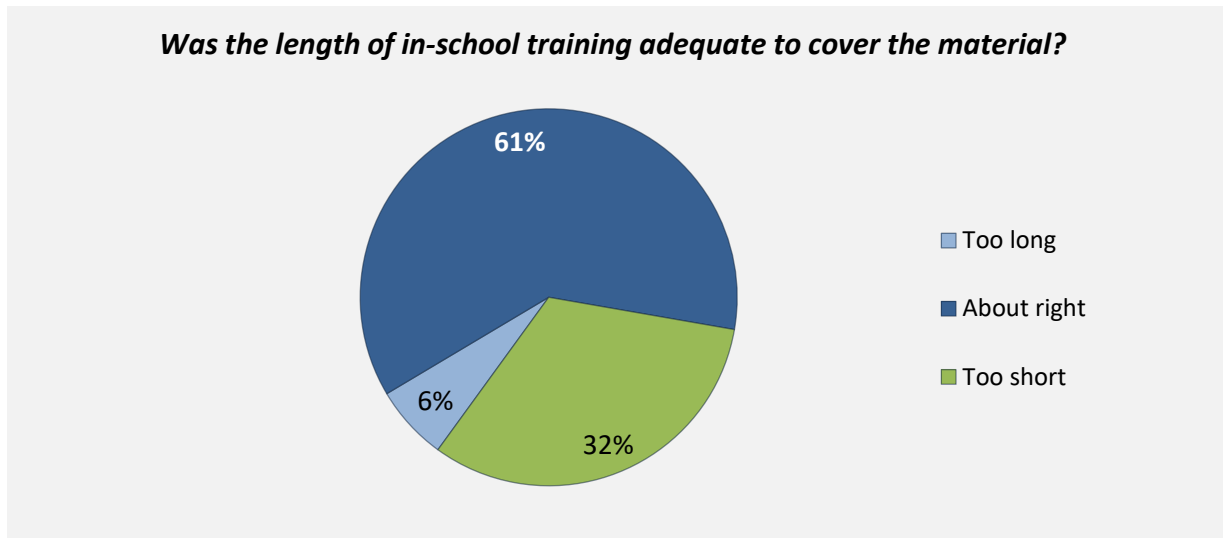
Cohort	60
Respondents	31
Response Rate	52%

## Apprenticeship programs

### In-School Experiences

**83%**  
obtained their  
Certificate of Qualification

**90%**  
said the knowledge and skills  
gained in their program were useful  
in preparing to write the Certificate  
of Qualification or Red Seal  
certification exams



### Workplace Experiences

**93%**  
said they were very satisfied or satisfied with  
their **workplace training**

**90%**  
said their workplace training was  
**related to their in-school training**

**97%**  
were **employed as an apprentice**  
during their program

### Employment After Leaving School

**100%**  
of employed respondents found a job in their trade,  
including those who had a job to return to after their training

**97%**  
had a **job in their trade**  
to return to after their training

**90%**  
were still working  
for the same employer

