

Summary of Survey Results: 2020-2024

Trades Training Type:

Progressive apprenticeship, Traditional apprenticeship, Trades foundation, and Trades-related vocational programs

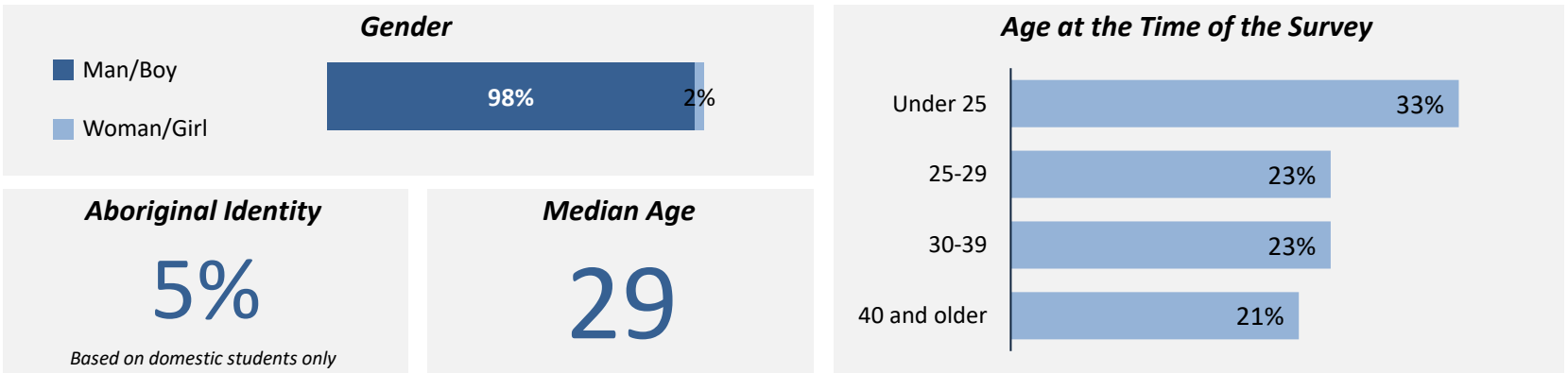
Applied filters:

CPC: VCC: Autobody Apprentice;

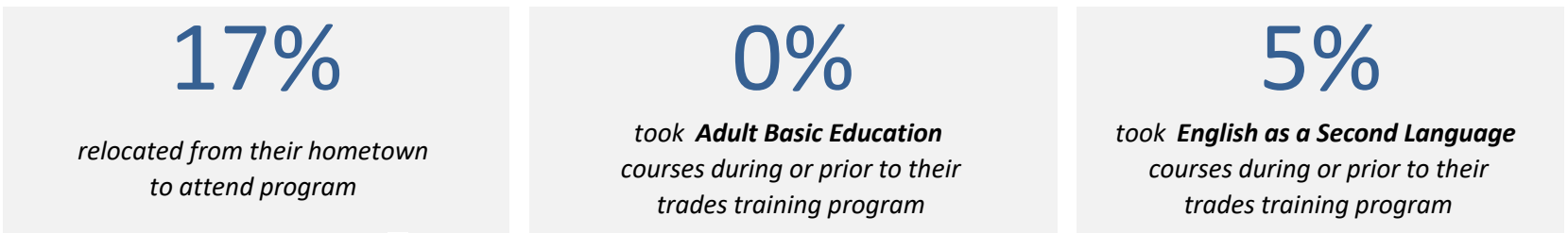
Cohort	105
Respondents	43
Response Rate	41%

Description of Survey Respondents

Demographics



About the Respondents



Region respondents were living in at the time of the survey



Summary of Survey Results: 2020-2024

Trades Training Type:

Progressive apprenticeship, Traditional apprenticeship, Trades foundation, and Trades-related vocational programs

Applied filters:

CPC: VCC: Autobody Apprentice;

Cohort	105
Respondents	43
Response Rate	41%

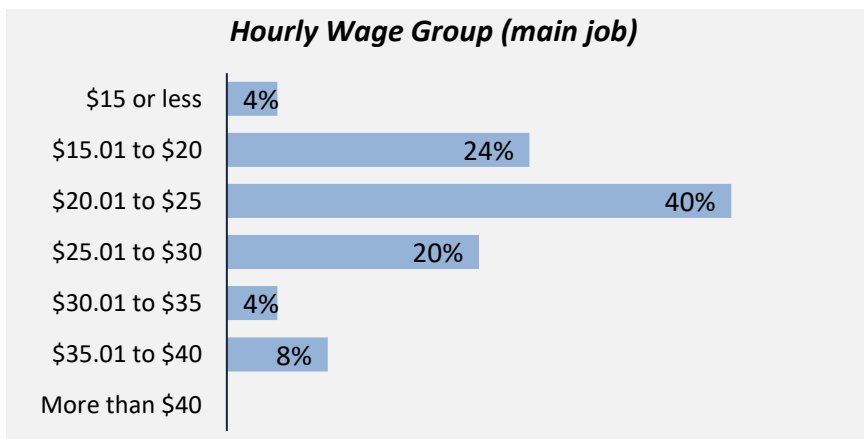
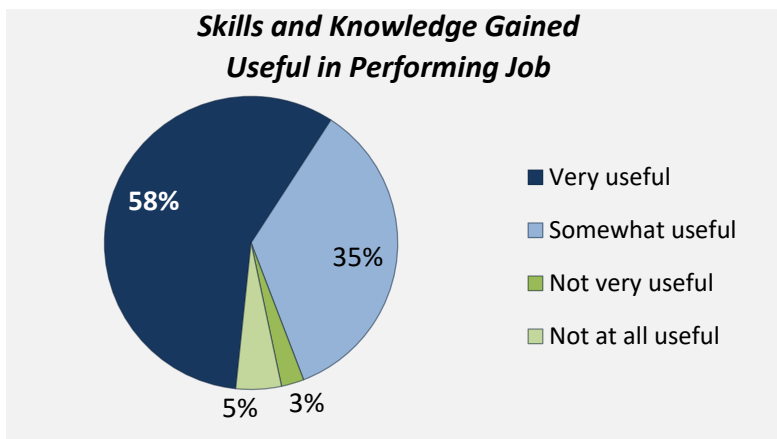
Employment Outcomes

<p>In the labour force</p> <h1>95%</h1>	<p>Employment rate</p> <h1>95%</h1>	<p>Unemployment rate</p> <h1>0.0%</h1>
--	--	---

The "Employment rate" is the number employed as a percentage of all respondents.
 The "Unemployment rate" is the number of unemployed as a percentage of respondents in the labour force.

Of those employed: n = 40

<table border="0"> <tr> <td>Employed full-time</td> <td style="text-align: right;">97%</td> </tr> <tr> <td>Employed in training-related job</td> <td style="text-align: right;">95%</td> </tr> <tr> <td>Employed in permanent position</td> <td style="text-align: right;">92%</td> </tr> </table>	Employed full-time	97%	Employed in training-related job	95%	Employed in permanent position	92%	<p>Hourly Wage (median, main job)</p> <h1>\$23</h1>	<p>Hours Worked (median, main job)</p> <h1>40</h1>
Employed full-time	97%							
Employed in training-related job	95%							
Employed in permanent position	92%							



Top Occupations (5-digit NOC)	# employed	% of those employed
72411: Auto body collision, refinishing and glass technicians and damage repair estimators	30	75%
72410: Automotive service technicians, truck and bus mechanics and mechanical repairers	5	13%
XXXXX: Unclassified occupations	2	5%
75201: Delivery service drivers and door-to-door distributors	1	3%
65311: Specialized cleaners	1	3%
75101: Material handlers	1	3%
<i>Total of top occupations</i>		40
<i>Total employed</i>		100%

Summary of Survey Results: 2020-2024

Trades Training Type:

Progressive apprenticeship, Traditional apprenticeship, Trades foundation, and Trades-related vocational programs

Applied filters:

CPC: VCC: Autobody Apprentice;

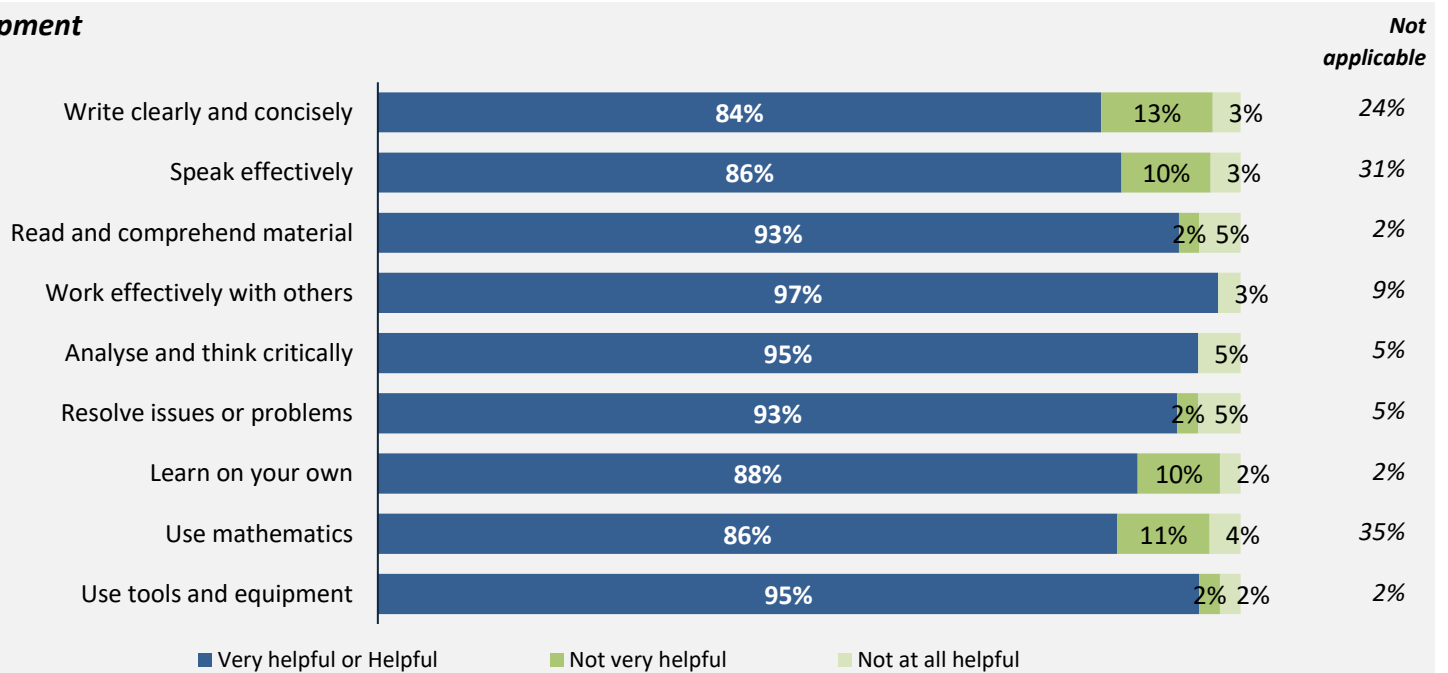
Cohort	105
Respondents	43
Response Rate	41%

Skill Development and Post-Secondary Experience

93%

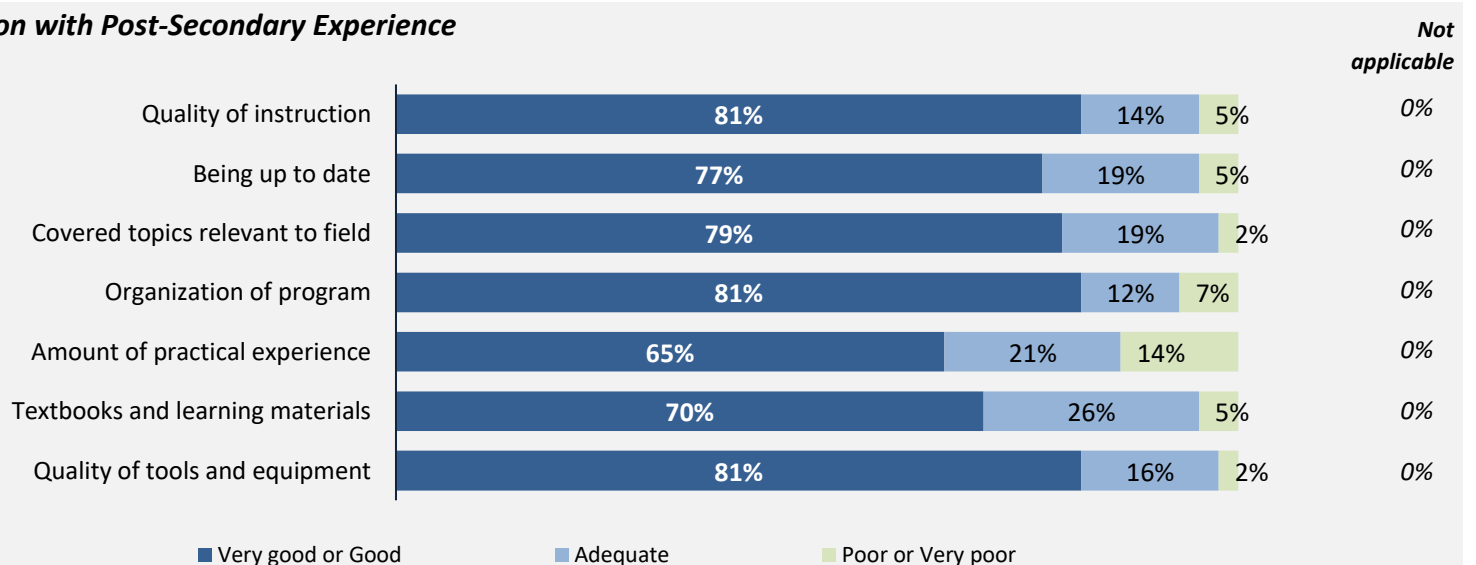
said they were very satisfied or satisfied with the education they received.

Skill Development



Percentages are based on those who gave a valid rating, excluding those who said not applicable.

Satisfaction with Post-Secondary Experience



Percentages are based on those who gave a valid rating, excluding those who said not applicable.

Summary of Survey Results: 2020-2024

Trades Training Type:

Progressive apprenticeship, Traditional apprenticeship

Applied filters:

CPC: VCC: Autobody Apprentice;

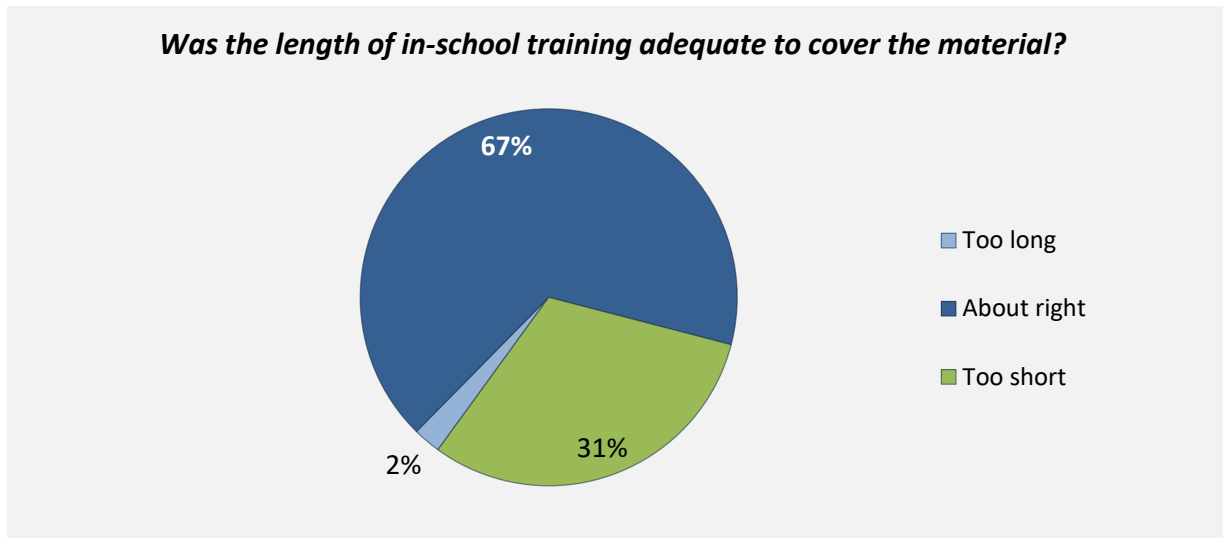
Cohort	105
Respondents	43
Response Rate	41%

Apprenticeship programs

In-School Experiences

75%
obtained their
Certificate of Qualification

85%
said the knowledge and skills
gained in their program were useful
in preparing to write the Certificate
of Qualification or Red Seal
certification exams



Workplace Experiences

86%
said they were very satisfied or satisfied with
their **workplace training**

91%
said their workplace training was
related to their in-school training

100%
were **employed as an apprentice**
during their program

Employment After Leaving School

100% of employed respondents found a job in their trade,
including those who had a job to return to after their training

98%
had a **job in their trade**
to return to after their training

72%
were still working
for the same employer

