

# Summary of Survey Results: 2020-2024

Trades Training Type:

*Progressive apprenticeship, Traditional apprenticeship, Trades foundation, and Trades-related vocational programs*

**Applied filters:**

CPC: VCC: Auto Refinishing Prep Apprentice;

Cohort	30
Respondents	20
Response Rate	67%

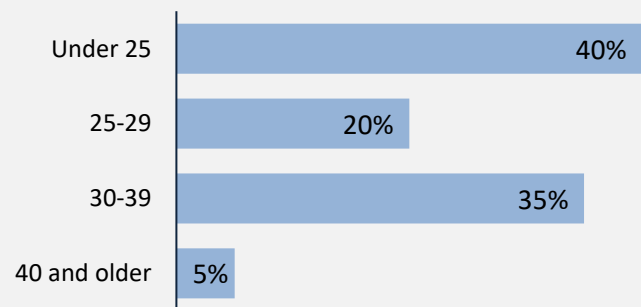
## Description of Survey Respondents

### Demographics

#### Gender



#### Age at the Time of the Survey



#### Aboriginal Identity

5%

*Based on domestic students only*

#### Median Age

27

### About the Respondents

30%

*relocated from their hometown to attend program*

0%

*took **Adult Basic Education** courses during or prior to their trades training program*

5%

*took **English as a Second Language** courses during or prior to their trades training program*

### Region respondents were living in at the time of the survey



# Summary of Survey Results: 2020-2024

Trades Training Type:

*Progressive apprenticeship, Traditional apprenticeship, Trades foundation, and Trades-related vocational programs*

**Applied filters:**

CPC: VCC: Auto Refinishing Prep Apprentice;

Cohort	30
Respondents	20
Response Rate	67%

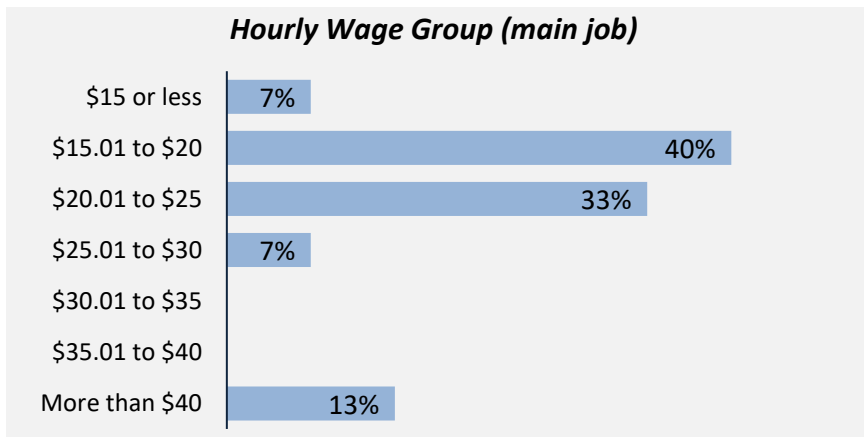
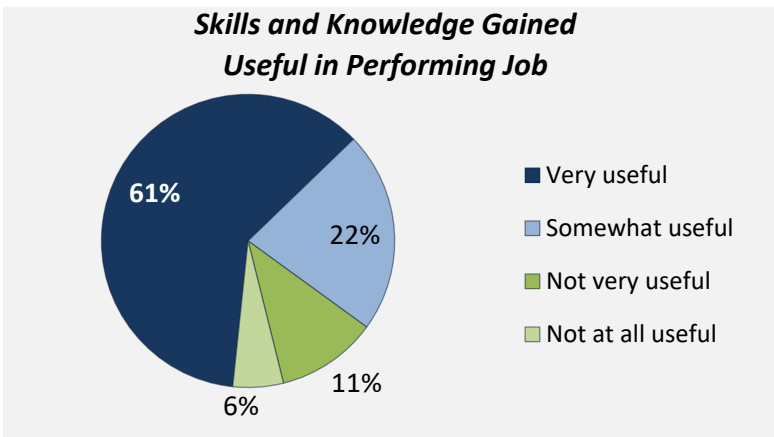
## Employment Outcomes

<p><b>In the labour force</b></p> <h1>95%</h1>	<p><b>Employment rate</b></p> <h1>95%</h1>	<p><b>Unemployment rate</b></p> <h1>0.0%</h1>
--	--	---

The "Employment rate" is the number employed as a percentage of all respondents.  
 The "Unemployment rate" is the number of unemployed as a percentage of respondents in the labour force.

### Of those employed: n = 19

<table border="0"> <tr> <td>Employed full-time</td> <td style="text-align: right;">100%</td> </tr> <tr> <td>Employed in training-related job</td> <td style="text-align: right;">84%</td> </tr> <tr> <td>Employed in permanent position</td> <td style="text-align: right;">89%</td> </tr> </table>	Employed full-time	100%	Employed in training-related job	84%	Employed in permanent position	89%	<p><b>Hourly Wage</b> (median, main job)</p> <h1>\$21</h1>	<p><b>Hours Worked</b> (median, main job)</p> <h1>40</h1>
Employed full-time	100%							
Employed in training-related job	84%							
Employed in permanent position	89%							



Top Occupations (5-digit NOC)	# employed	% of those employed
72411: Auto body collision, refinishing and glass technicians and damage repair estimators	16	84%
60020: Retail and wholesale trade managers	1	5%
65311: Specialized cleaners	1	5%
75110: Construction trades helpers and labourers	1	5%
<i>Total of top occupations</i>		19
<i>Total employed</i>		100%

# Summary of Survey Results: 2020-2024

Trades Training Type:

*Progressive apprenticeship, Traditional apprenticeship, Trades foundation, and Trades-related vocational programs*

**Applied filters:**

CPC: VCC: Auto Refinishing Prep Apprentice;

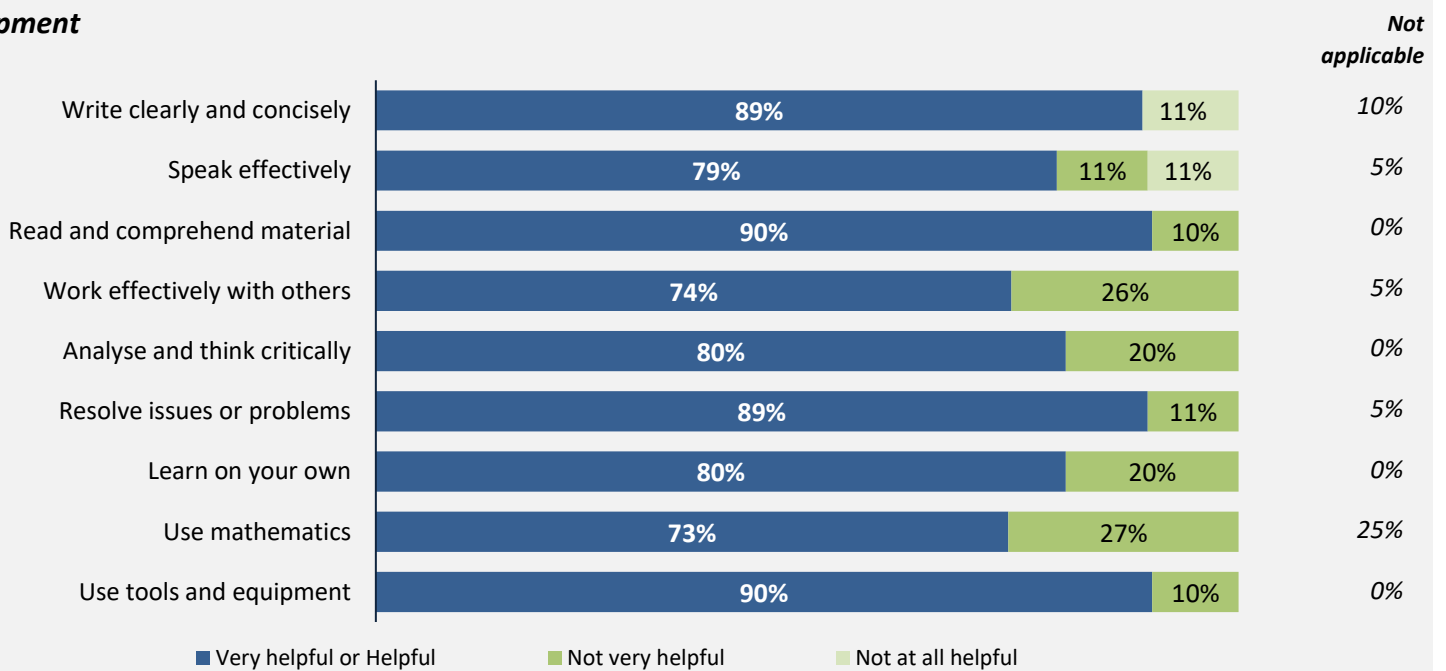
<b>Cohort</b>	<b>30</b>
<b>Respondents</b>	<b>20</b>
<b>Response Rate</b>	<b>67%</b>

## Skill Development and Post-Secondary Experience

# 89%

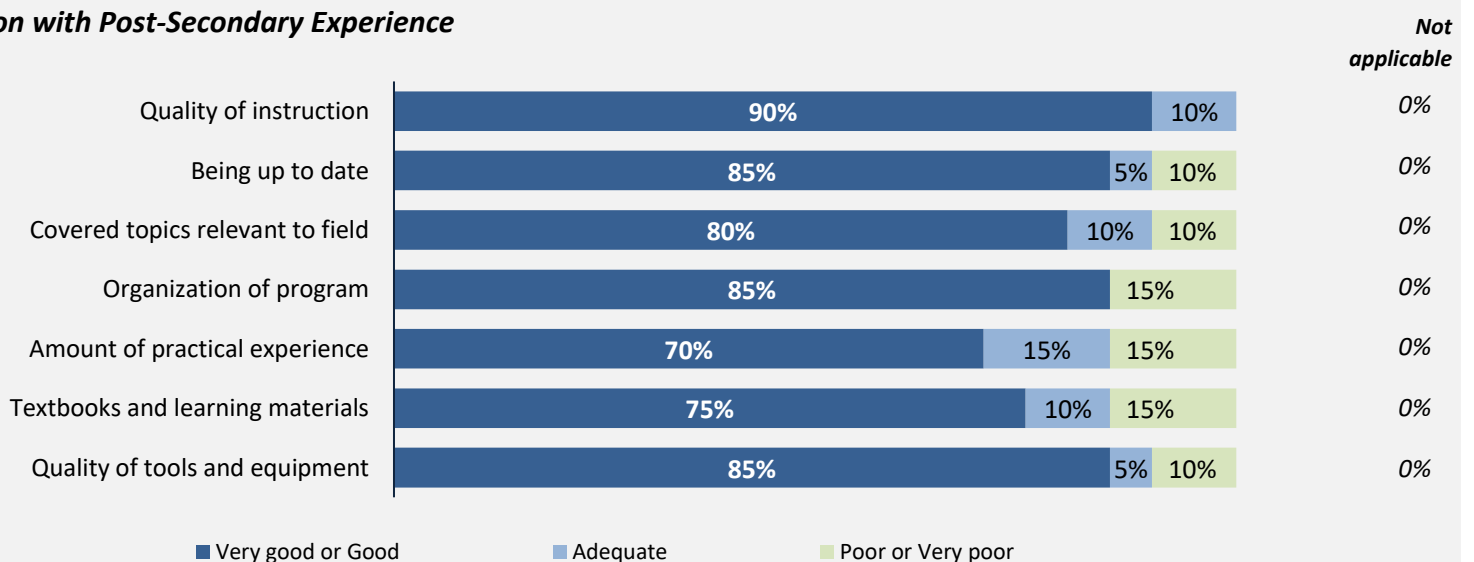
said they were very satisfied or satisfied with the education they received.

### Skill Development



Percentages are based on those who gave a valid rating, excluding those who said not applicable.

### Satisfaction with Post-Secondary Experience



Percentages are based on those who gave a valid rating, excluding those who said not applicable.

# Summary of Survey Results: 2020-2024

Trades Training Type:

*Progressive apprenticeship, Traditional apprenticeship*

**Applied filters:**

CPC: VCC: Auto Refinishing Prep Apprentice;

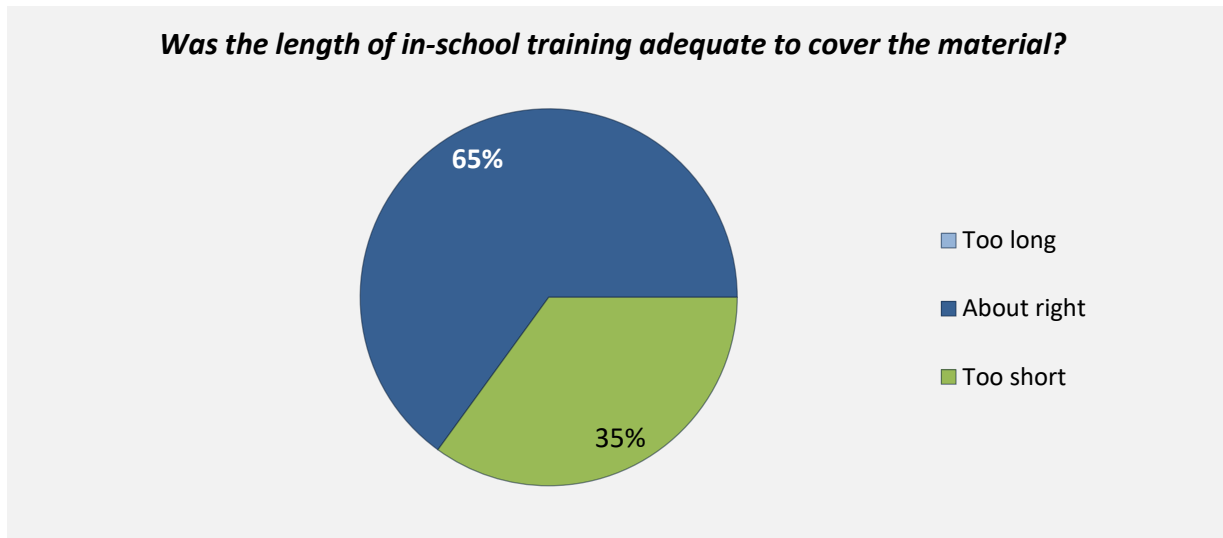
Cohort	30
Respondents	20
Response Rate	67%

## Apprenticeship programs

### In-School Experiences

**85%**  
obtained their  
Certificate of Qualification

**89%**  
said the knowledge and skills  
gained in their program were useful  
in preparing to write the Certificate  
of Qualification or Red Seal  
certification exams



### Workplace Experiences

**90%**  
said they were very satisfied or satisfied with  
their **workplace training**

**95%**  
said their workplace training was  
**related to their in-school training**

**100%**  
were **employed as an apprentice**  
during their program

### Employment After Leaving School

**95%** of employed respondents found a job in their trade,  
including those who had a job to return to after their training

**95%**  
had a **job in their trade**  
to return to after their training

**79%**  
were still working  
for the same employer

