

# Summary of Survey Results: 2020-2024

Trades Training Type:

*Progressive apprenticeship, Traditional apprenticeship, Trades foundation, and Trades-related vocational programs*


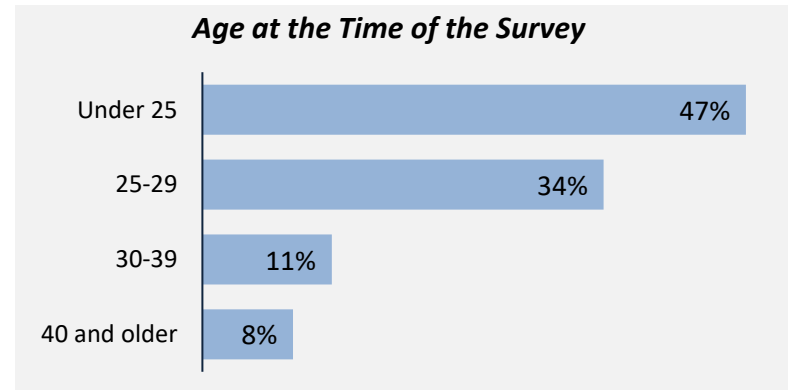
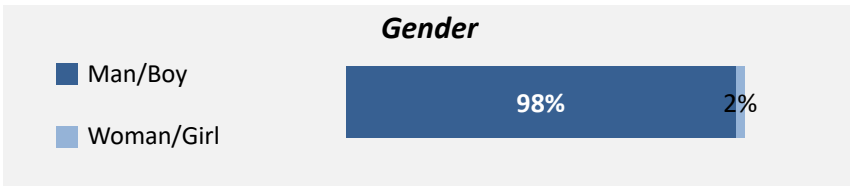
**Applied filters:**

CPC: VCC: Auto Collision & Refinishing;

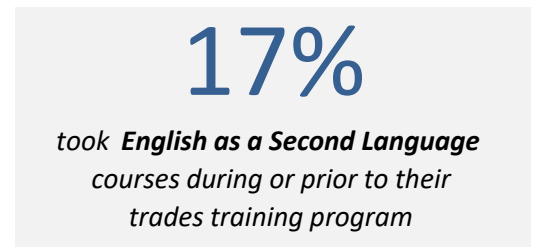
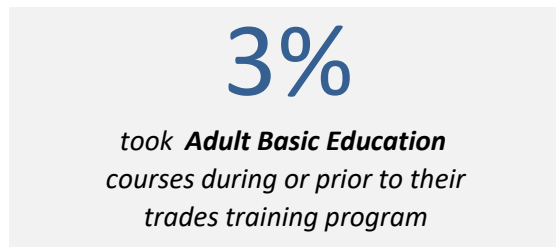
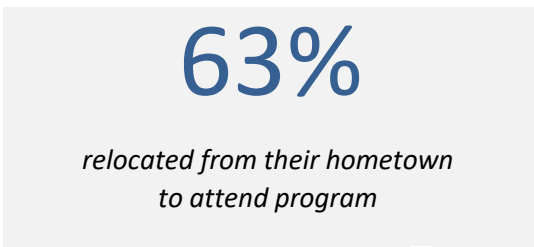
Cohort	223
Respondents	90
Response Rate	40%

## Description of Survey Respondents


### Demographics



### About the Respondents



### Region respondents were living in at the time of the survey



# Summary of Survey Results: 2020-2024

Trades Training Type:

*Progressive apprenticeship, Traditional apprenticeship, Trades foundation, and Trades-related vocational programs*

**Applied filters:**

CPC: VCC: Auto Collision & Refinishing;

Cohort	223
Respondents	90
Response Rate	40%

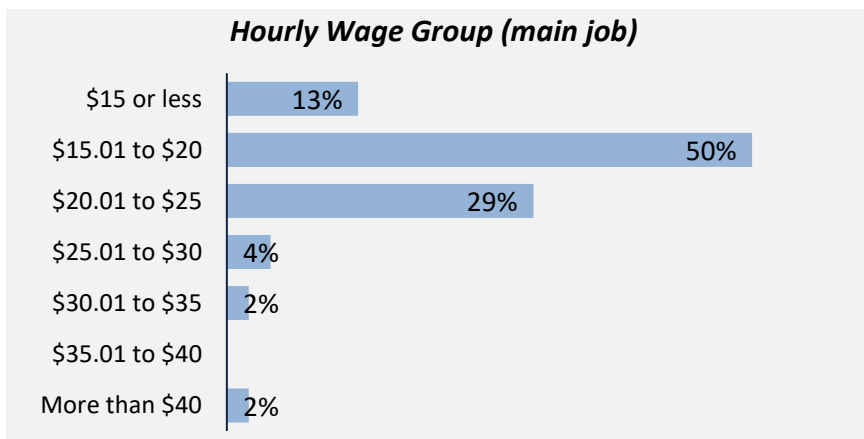
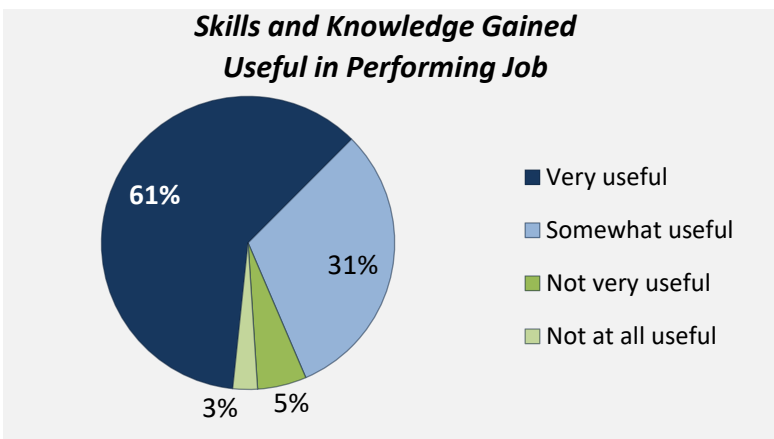
## Employment Outcomes

<p><b>In the labour force</b></p> <h1>95%</h1>	<p><b>Employment rate</b></p> <h1>86%</h1>	<p><b>Unemployment rate</b></p> <h1>8.5%</h1>
--	--	---

The "Employment rate" is the number employed as a percentage of all respondents.  
 The "Unemployment rate" is the number of unemployed as a percentage of respondents in the labour force.

### Of those employed: n = 75

<table border="0"> <tr> <td>Employed full-time</td> <td style="text-align: right;">97%</td> </tr> <tr> <td>Employed in training-related job</td> <td style="text-align: right;">74%</td> </tr> <tr> <td>Employed in permanent position</td> <td style="text-align: right;">80%</td> </tr> </table>	Employed full-time	97%	Employed in training-related job	74%	Employed in permanent position	80%	<p><b>Hourly Wage</b> (median, main job)</p> <h1>\$19</h1>	<p><b>Hours Worked</b> (median, main job)</p> <h1>40</h1>
Employed full-time	97%							
Employed in training-related job	74%							
Employed in permanent position	80%							



Top Occupations (5-digit NOC)	# employed	% of those employed
72411: Auto body collision, refinishing and glass technicians and damage repair estimators	35	47%
XXXXX: Unclassified occupations	12	16%
72410: Automotive service technicians, truck and bus mechanics and mechanical repairers	3	4%
60030: Restaurant and food service managers	2	3%
62029: Other services supervisors	2	3%
75201: Delivery service drivers and door-to-door distributors	2	3%
74203: Automotive and heavy truck and equipment parts installers and servicers	2	3%
62010: Retail sales supervisors	2	3%
60020: Retail and wholesale trade managers	2	3%
62020: Food service supervisors	1	1%
<i>Total of top occupations</i>	63	84%
<i>Total employed</i>	75	

# Summary of Survey Results: 2020-2024

Trades Training Type:

*Progressive apprenticeship, Traditional apprenticeship, Trades foundation, and Trades-related vocational programs*

**Applied filters:**

CPC: VCC: Auto Collision & Refinishing;

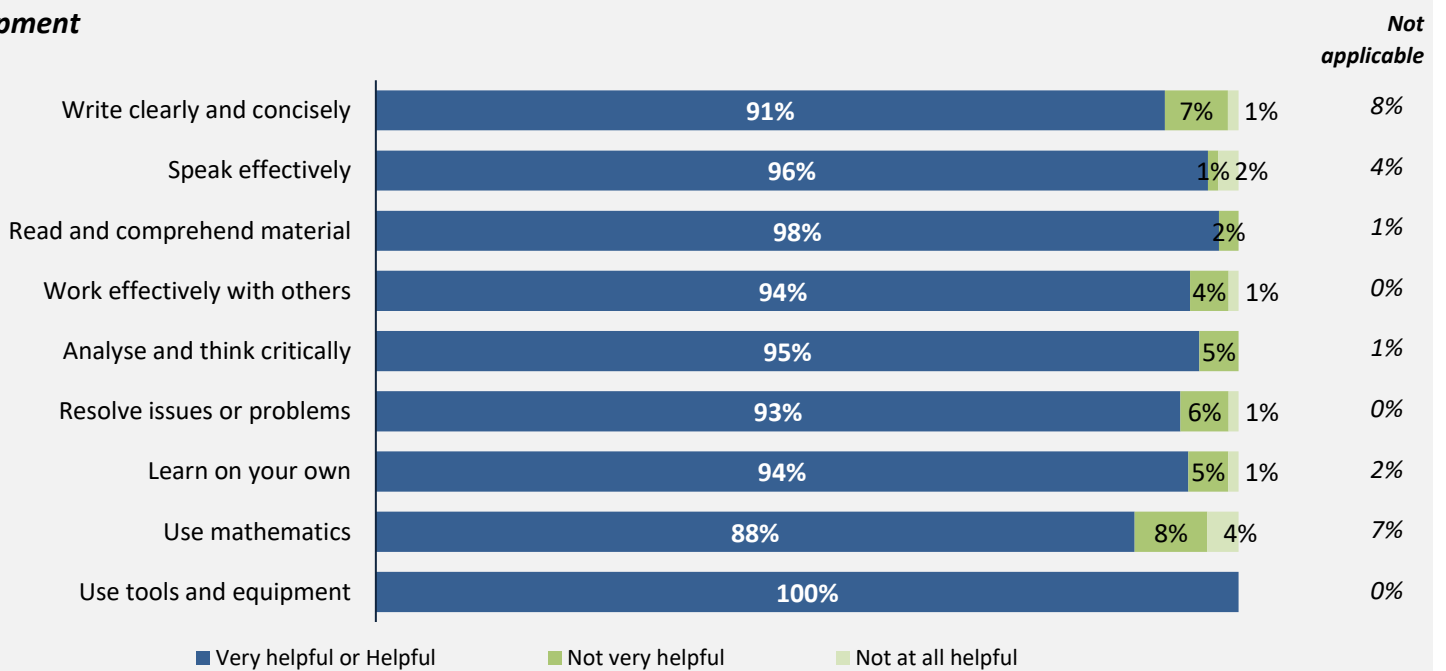
<b>Cohort</b>	<b>223</b>
<b>Respondents</b>	<b>90</b>
<b>Response Rate</b>	<b>40%</b>

## Skill Development and Post-Secondary Experience

# 97%

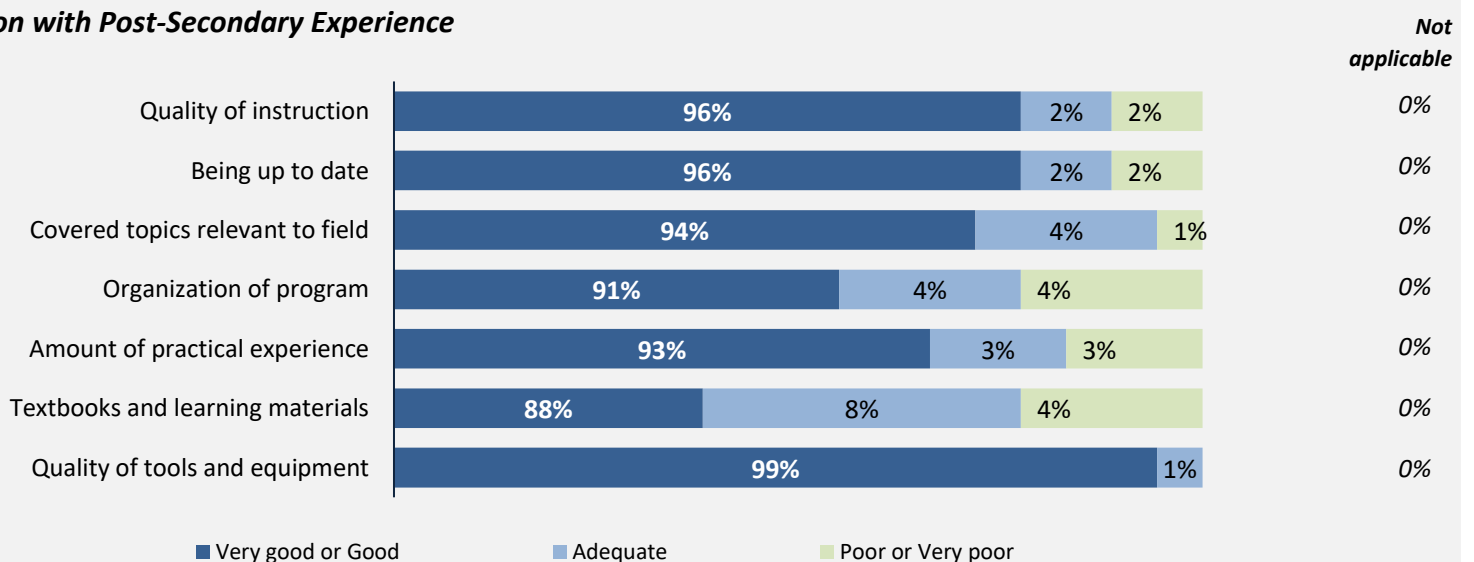
said they were very satisfied or satisfied with the education they received.

### Skill Development



Percentages are based on those who gave a valid rating, excluding those who said not applicable.

### Satisfaction with Post-Secondary Experience



Percentages are based on those who gave a valid rating, excluding those who said not applicable.

# Summary of Survey Results: 2020-2024

Trades Training Type:

Trades foundation, Trades-related vocational programs

**Applied filters:**

CPC: VCC: Auto Collision & Refinishing;

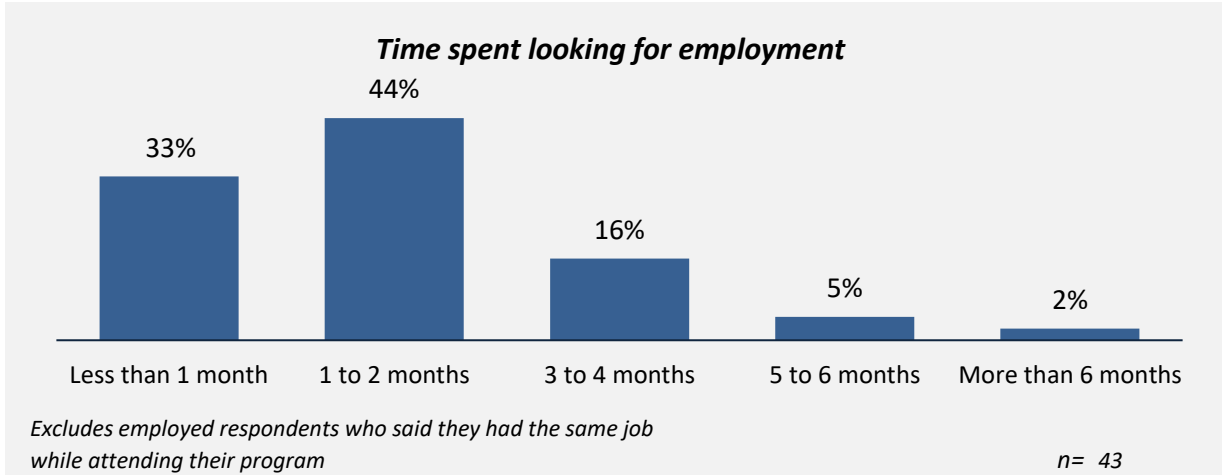
Cohort	223
Respondents	90
Response Rate	40%

## Trades foundation & Trades-related vocational programs

### Employment After Leaving School

**34%**  
had the same job before or while they were attending school

**90%**  
said their education was useful in getting their job



### Other Education

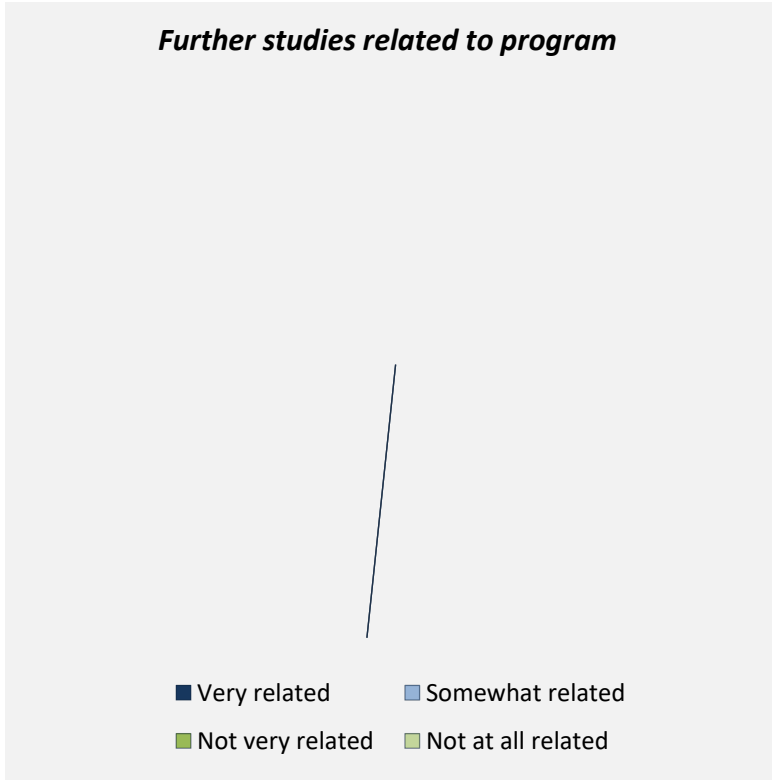
Trades-related vocational respondents only, results are shown for the education they took before and after their program.

\*Not asked in 2024

—  
took further studies after completing their program  
n = -

—  
of those who had taken further studies said their program prepared them well

—  
of respondents were currently studying  
n = -



**Of those who took further studies at a different institution:**

—  
expected transfer credit\*  
n = -

**Of those who expected transfer credit:**

—  
received transfer credit\*

—  
were very satisfied or satisfied with their transfer experience\*

# Summary of Survey Results: 2020-2024

Trades Training Type:

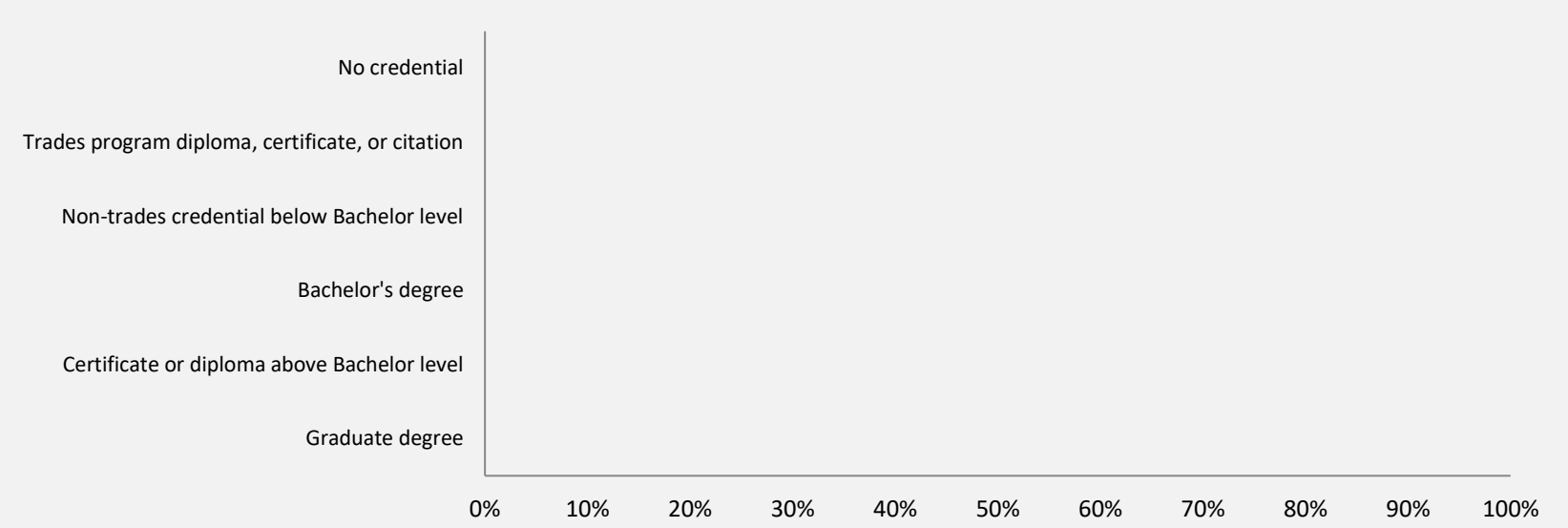
*Trades foundation, Trades-related vocational programs*

**Applied filters:**

CPC: VCC: Auto Collision & Refinishing;

Cohort	223
Respondents	90
Response Rate	40%

**had taken *previous* post-secondary education** n = -



*Based on those who had taken previous post-secondary education.  
Respondents could report more than one type of post-secondary credential.*

**Transition to Apprenticeship** n = 86  
*The following results are for Trades foundation respondents only.*

**78%**  
*of Trades foundation respondents tried to get employment as an apprentice after they left their program*

**74%**  
*of those who tried to get employment as an apprentice were successful*

