

Applied filters:


CPC: VCC: Acute Care for Health Care;

Cohort 118
Respondents 73
Response Rate 62%

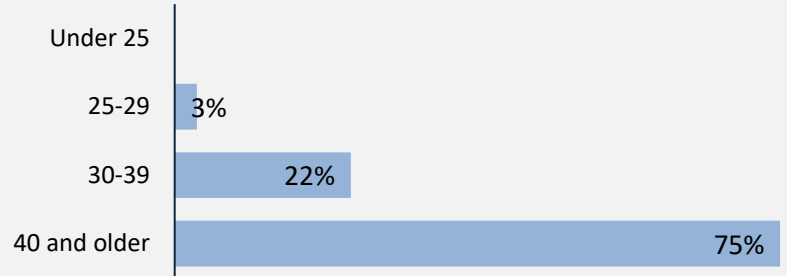
Description of Survey Respondents

Demographics

Gender



Age at the Time of the Survey



Indigenous Identity

-

Based on domestic students only.

Median Age

45

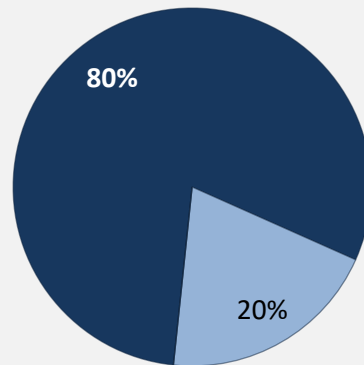
Further Education

14%

took further studies after graduating from their program

n = 10

Further Studies Related to Program



Very related
Somewhat related
Not very related
Not at all related

Of those who took further studies at a different institution:

17%

expected transfer credit
n = 1

Of those who expected transfer credit:

100%

Received transfer credit

100%

were very satisfied or satisfied with their transfer experience

100%
of those who had taken further studies said their program prepared them well

10%

of respondents were currently studying

Past Education

73%

of respondents had taken previous post-secondary education

n = 53

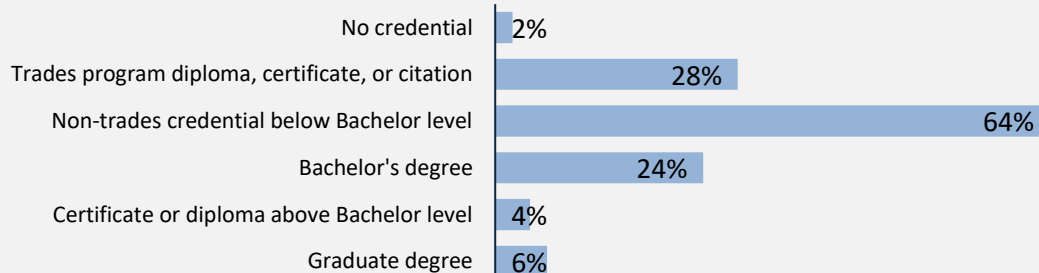
Respondents were asked if they took ABE or ESL courses during or prior to their studies

Adult Basic Education

6%

English as a Second Language

24%



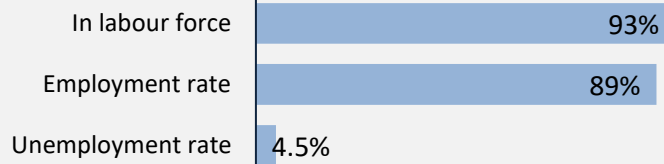
Credentials are based on those who had taken previous post-secondary education. Respondents could report more than one type of post-secondary credential.

Applied filters:

CPC: VCC: Acute Care for Health Care;


Cohort 118
Respondents 73
Response Rate 62%

Employment Outcomes



The "Employment rate" is the number employed as a percentage of all respondents. The "Unemployment rate" is the number of unemployed as a percentage of respondents in the labour force.

Of those employed: n = 64



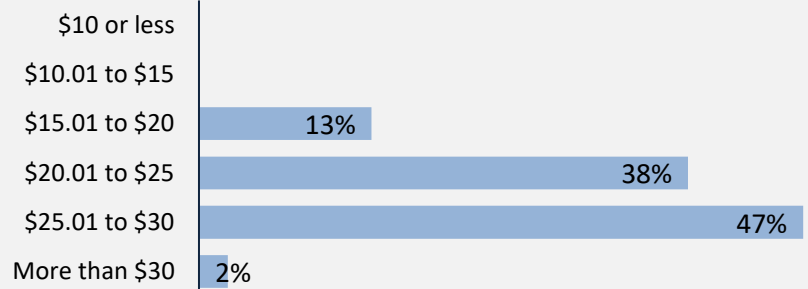
Weekly Hours Worked
(median, main job)

38

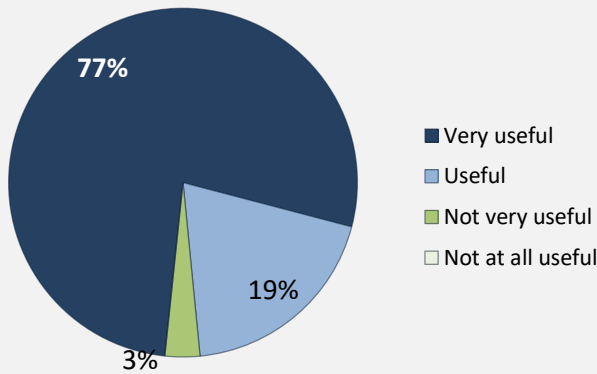
Hourly Wage
(median, main job)

\$25

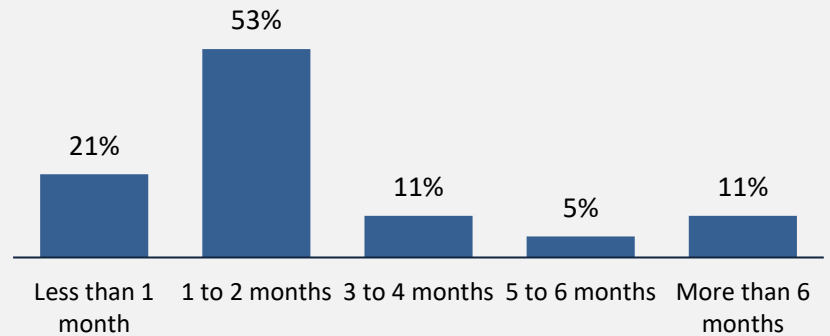
Hourly Wage Group (main job)



Skills and Knowledge Gained
Useful in Performing Job



Time Spent Looking for Employment



Top Occupations (5-digit NOC)

	# Employed	% of those employed
33102: Nurse aides, orderlies and patient service associates	55	86%
XXXXX: Unclassified occupations	3	5%
42201: Social and community service workers	2	3%
44101: Home support workers, caregivers and related occupations	1	2%
31301: Registered nurses and registered psychiatric nurses	1	2%
14101: Receptionists	1	2%
33109: Other assisting occupations in support of health services	1	2%
Total of top occupations	64	100%
Total employed	64	

Applied filters:

CPC: VCC: Acute Care for Health Care;

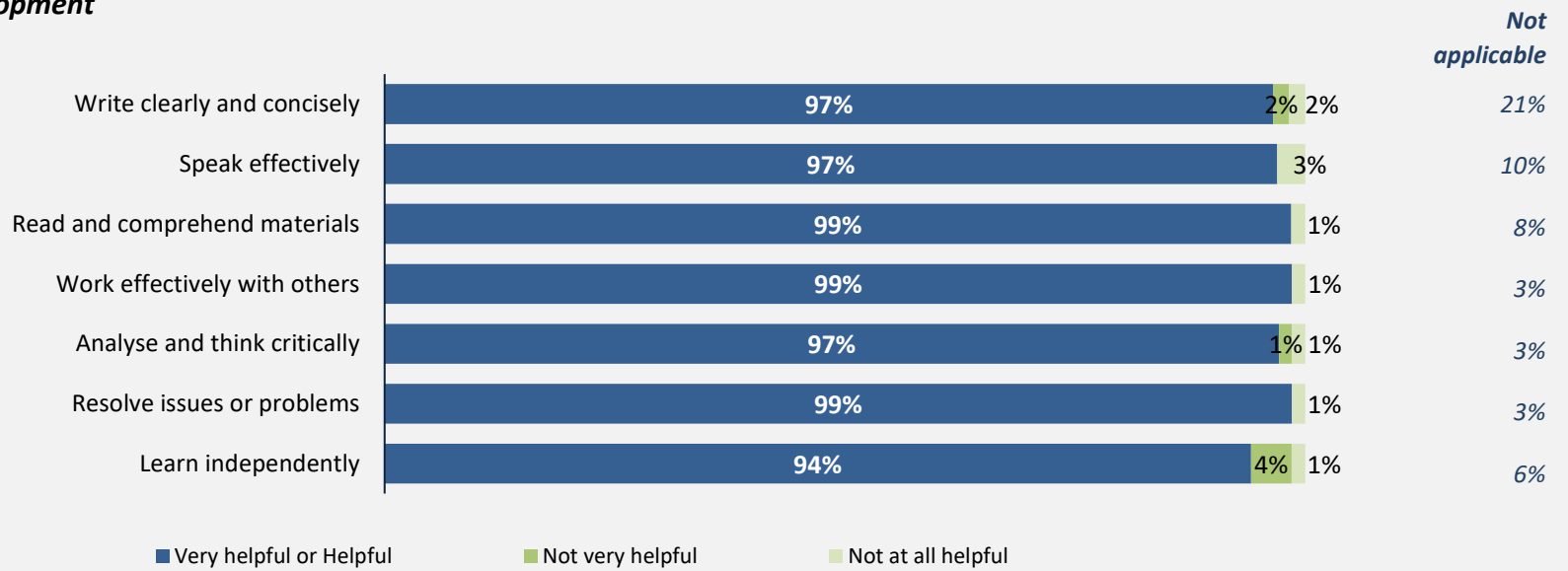
Cohort	118
Respondents	73
Response Rate	62%

Skill Development and Post-Secondary Experience

97%

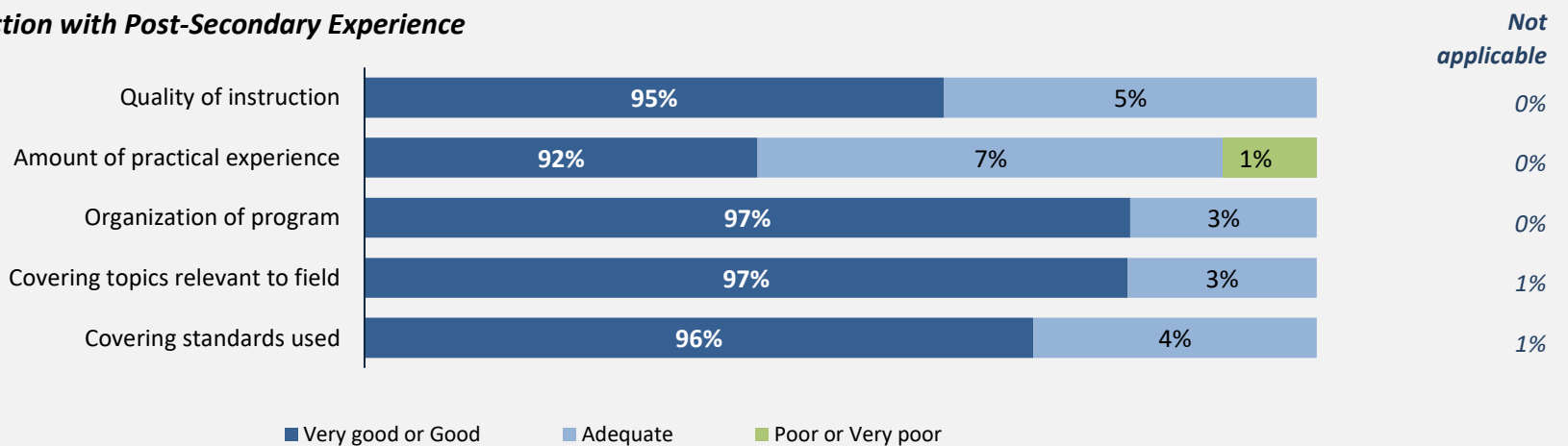
said they were very satisfied or satisfied with the education they received.

Skill Development



Percentages are based on those who gave a valid rating, excluding those who said Not applicable.

Satisfaction with Post-Secondary Experience



Percentages are based on those who gave a valid rating, excluding those who said Not applicable.