

Summary of Survey Results: 2019 to 2023

Applied Filters


Dashboard Program: VCC: Bachelor of Science in Nursing;

Cohort	247
Respondents	125
Response Rate	51%

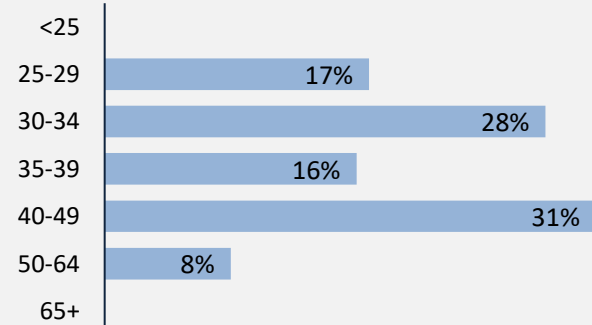
Description of Survey Respondents

Demographics

Gender



Age at the Time of the Survey



Aboriginal Identity

9%

Based on domestic students only.

Median Age

36

Further Education

41%

took further studies after graduating from their program

10%

of respondents were studying at the time of the survey

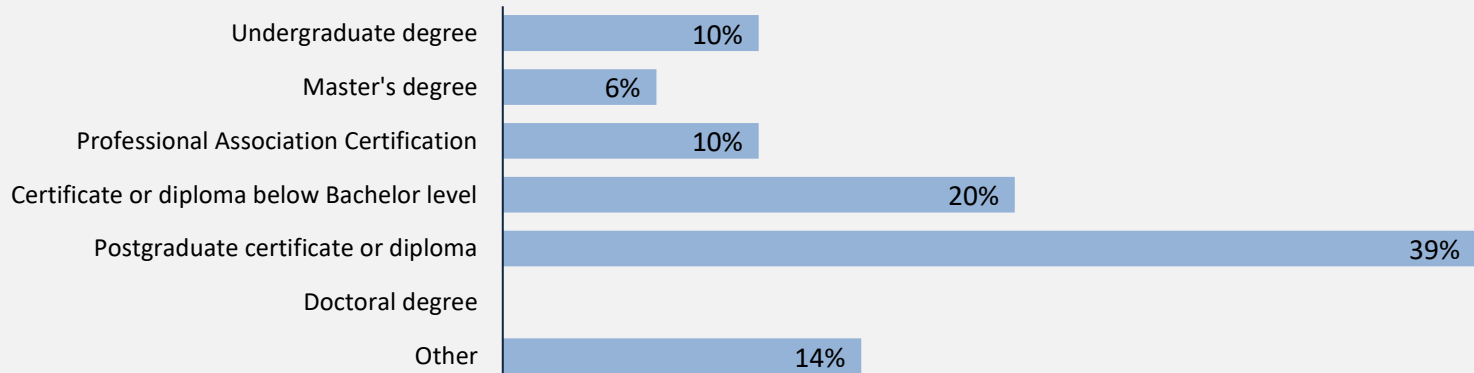
Of those studying at the time of the survey:

n = 12

50%

were studying full-time

Type of further education



Baccalaureate Graduates Survey (BGS) 2-Year Out Survey


Summary of Survey Results: 2019 to 2023

Applied Filters

Dashboard Program: VCC: Bachelor of Science in Nursing;

Cohort	247
Respondents	125
Response Rate	51%

Employment Outcomes



"Employment rate" is the number employed as a percentage of all respondents.

Unemployment Rate

0.8%

"Unemployment rate" is the number of unemployed as a percentage of respondents in the labour force.

Of those employed:

n = 119

Hours Worked (median, main job)

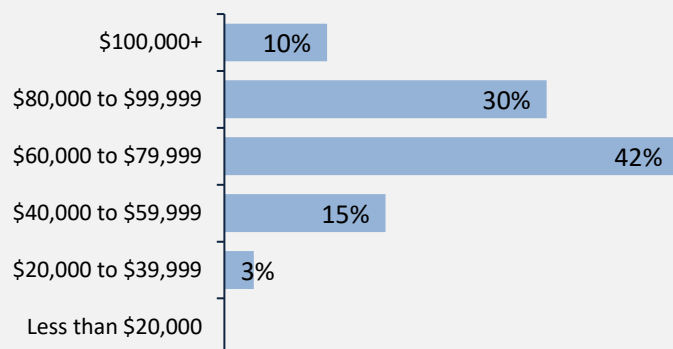
40

Annual Wage (median, main job, full-time)

\$76,050

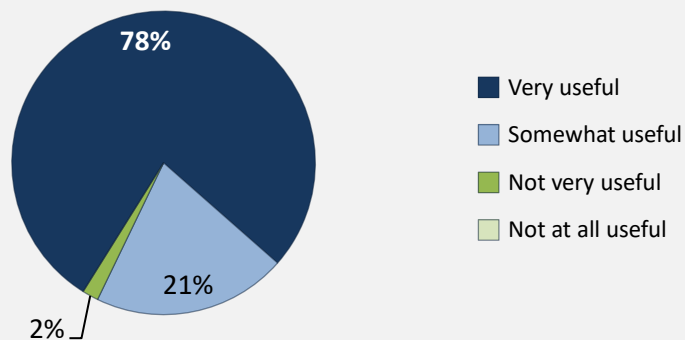


Annual Wage (main job)



Annual wage includes both part- and full-time employment.

Skills and Knowledge Gained Useful in Performing Job



Top Occupations (4-digit NOC)

	# employed	% of those employed
3012: Registered nurses and registered psychiatric nurses	115	97%
XXXX: Unclassified occupations	2	2%
3233: Licensed practical nurses	1	1%
4021: College and other vocational instructors	1	1%
Total of top occupations	119	100%
Total employed	119	

Baccalaureate Graduates Survey (BGS) 2-Year Out Survey
 Summary of Survey Results: 2019 to 2023

Applied Filters

Dashboard Program: VCC: Bachelor of Science in Nursing;

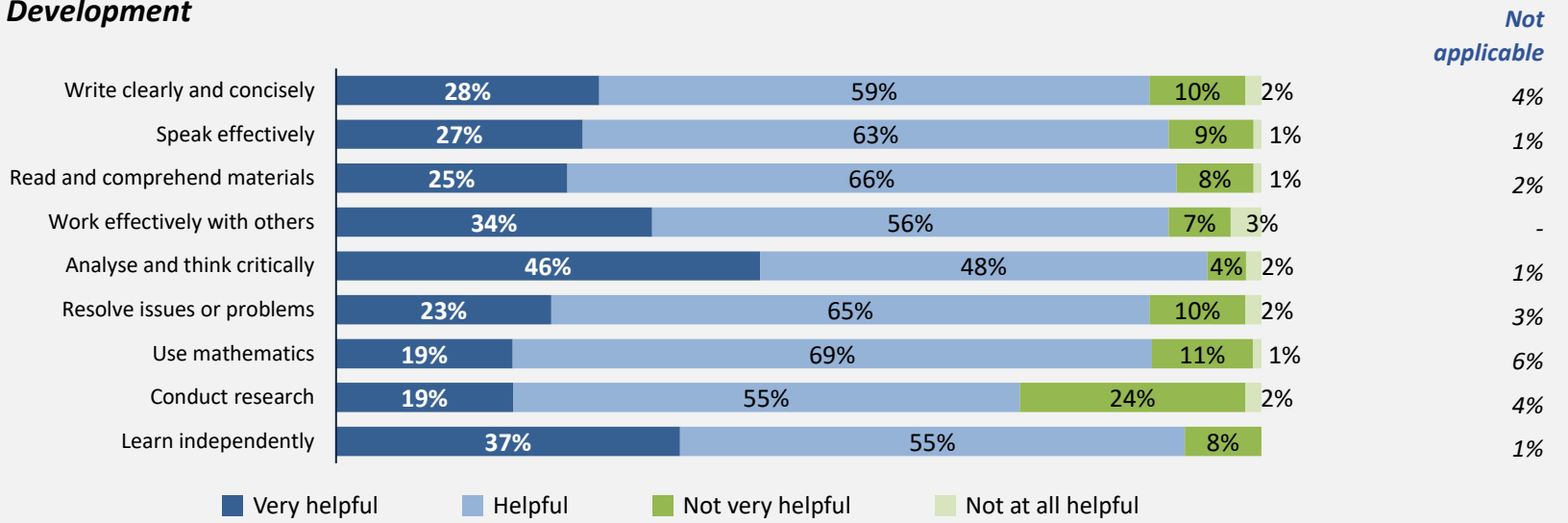
Cohort 247
Respondents 125
Response Rate 51%

Skill Development and Post-Secondary Experience

81%

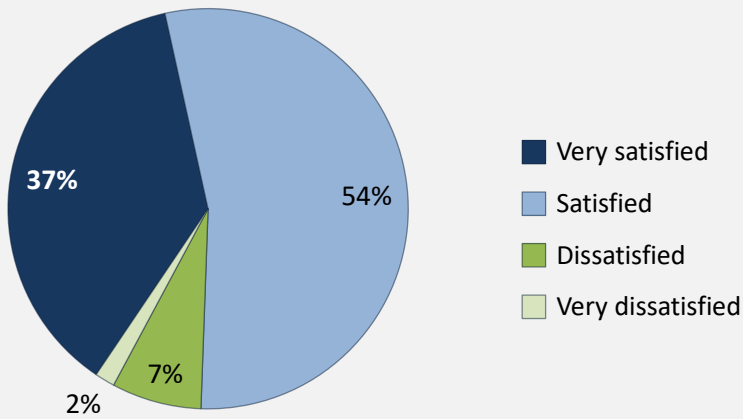
of respondents said they would choose the same program again

Skill Development



Percentages are based on those who gave a valid rating, excluding those who said "Not applicable".

Satisfaction with Education



Quality of Instruction

