

# Baccalaureate Graduates Survey (BGS) 2-Year Out Survey

## Summary of Survey Results: 2019 to 2023

### Applied Filters


Dashboard Program: VCC: Bachelor of Hospitality Management;

<b>Cohort</b>	<b>100</b>
<b>Respondents</b>	<b>43</b>
<b>Response Rate</b>	<b>43%</b>

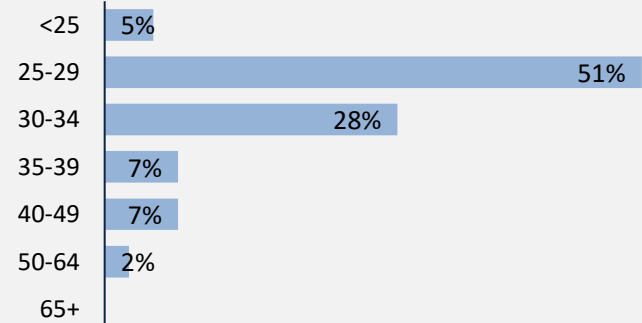
## Description of Survey Respondents

### Demographics

#### Gender



#### Age at the Time of the Survey



#### Aboriginal Identity

**4%**

*Based on domestic students only.*

#### Median Age

**29**

### Further Education

**29%**

*took further studies after graduating from their program*

**17%**

*of respondents were studying at the time of the survey*

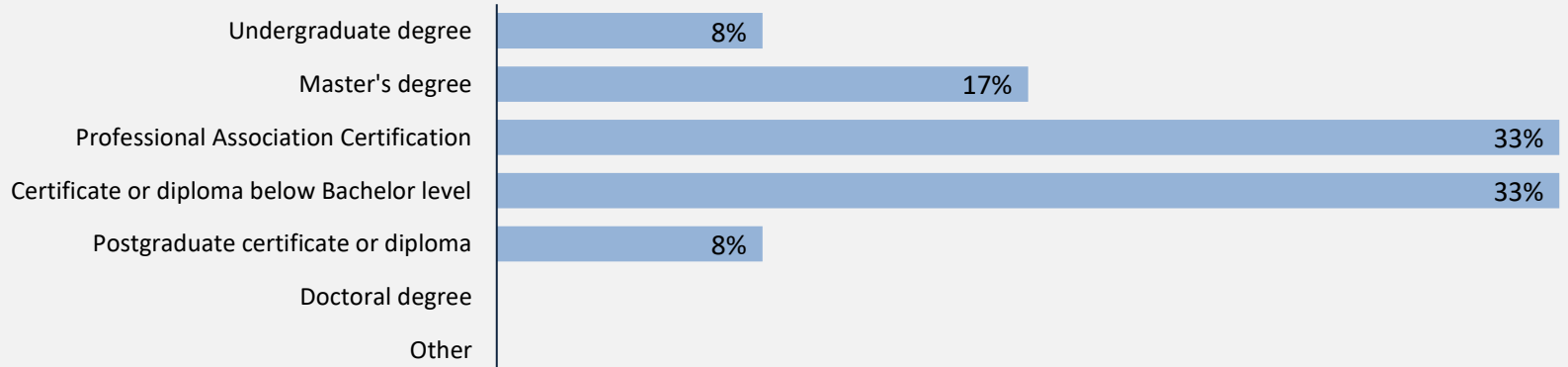
*Of those studying at the time of the survey:*

*n = 7*

**29%**

*were studying full-time*

### Type of further education



# Baccalaureate Graduates Survey (BGS) 2-Year Out Survey


## Summary of Survey Results: 2019 to 2023

### Applied Filters

Dashboard Program: VCC: Bachelor of Hospitality Management;

<b>Cohort</b>	<b>100</b>
<b>Respondents</b>	<b>43</b>
<b>Response Rate</b>	<b>43%</b>

## Employment Outcomes



"Employment rate" is the number employed as a percentage of all respondents.

### Unemployment Rate

# 2.4%

"Unemployment rate" is the number of unemployed as a percentage of respondents in the labour force.

### Of those employed:

n = 40

#### Hours Worked (median, main job)

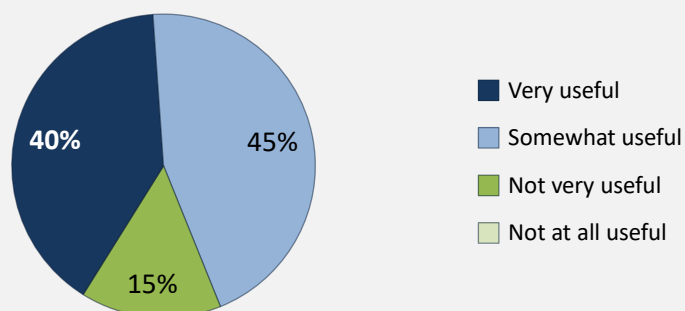
# 40

#### Annual Wage (median, main job, full-time)

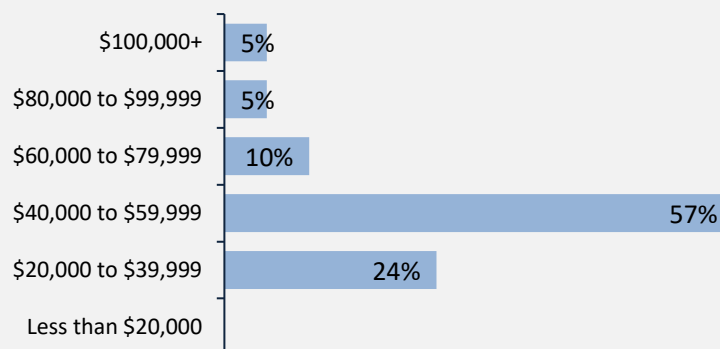
# \$47,000



#### Skills and Knowledge Gained Useful in Performing Job



#### Annual Wage (main job)



Annual wage includes both part- and full-time employment.

### Top Occupations (4-digit NOC)

	# employed	% of those employed
6525: Hotel front desk clerks	6	15%
XXXX: Unclassified occupations	5	13%
6513: Food and beverage servers	3	8%
6421: Retail salespersons	3	8%
4021: College and other vocational instructors	2	5%
6313: Accommodation, travel, tourism and related services supervisors	2	5%
1241: Administrative assistants	2	5%
1431: Accounting and related clerks	2	5%
1221: Administrative officers	1	3%
1415: Personnel clerks	1	3%
<b>Total of top occupations</b>	<b>27</b>	<b>68%</b>
<b>Total employed</b>	<b>40</b>	

Baccalaureate Graduates Survey (BGS) 2-Year Out Survey  
 Summary of Survey Results: 2019 to 2023

**Applied Filters**

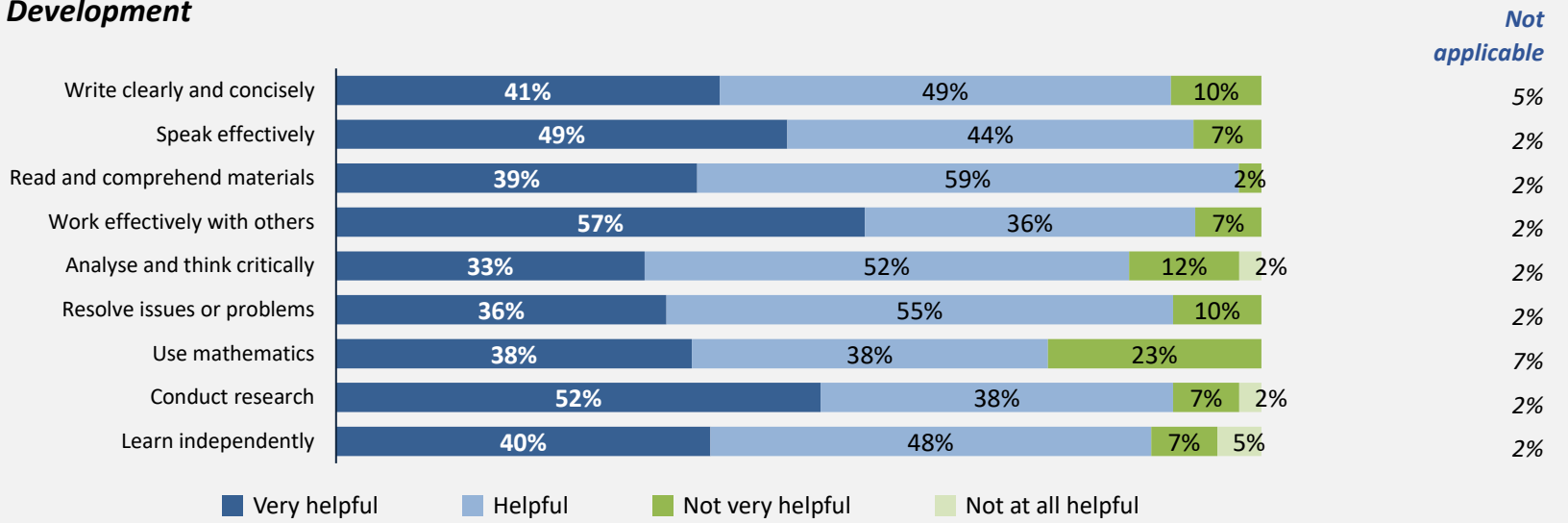
Dashboard Program: VCC: Bachelor of Hospitality Management;

<b>Cohort</b>	<b>100</b>
<b>Respondents</b>	<b>43</b>
<b>Response Rate</b>	<b>43%</b>

**Skill Development and Post-Secondary Experience**

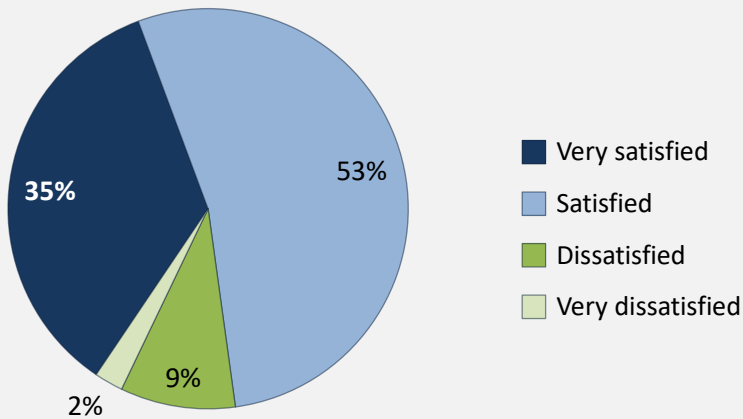
**70%** of respondents said they would choose the same program again

**Skill Development**



Percentages are based on those who gave a valid rating, excluding those who said "Not applicable".

**Satisfaction with Education**



**Quality of Instruction**

