

Summary of Survey Results: 2019 to 2023

Applied Filters

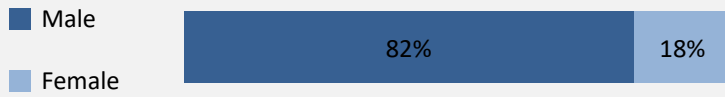
Dashboard Program: VCC: Bachelor of Applied Music;

Cohort	50
Respondents	28
Response Rate	56%

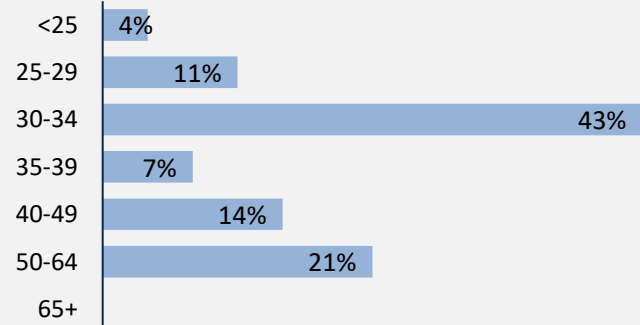
Description of Survey Respondents

Demographics

Gender



Age at the Time of the Survey



Aboriginal Identity

-

Based on domestic students only.

Median Age

34

Further Education

39%

took further studies after graduating from their program

14%

of respondents were studying at the time of the survey

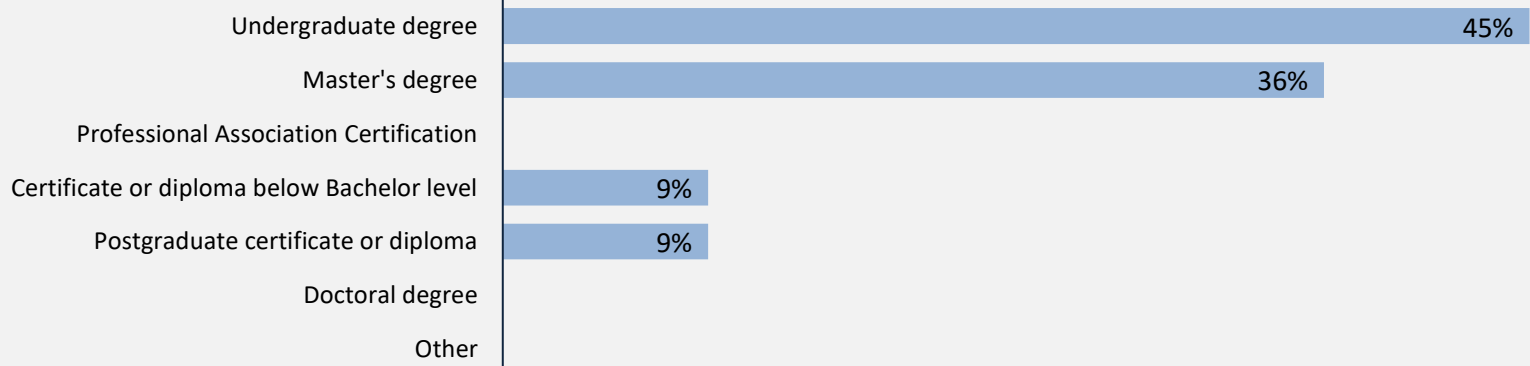
Of those studying at the time of the survey:

n = 4

50%

were studying full-time

Type of further education



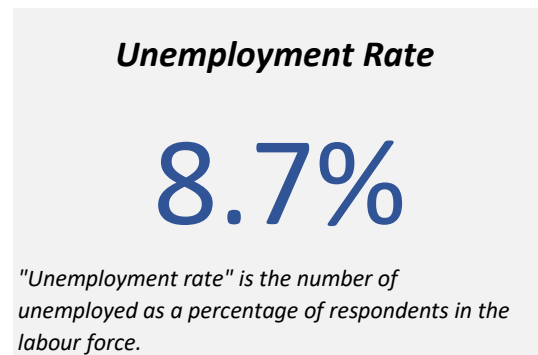
Baccalaureate Graduates Survey (BGS) 2-Year Out Survey
 Summary of Survey Results: 2019 to 2023

Applied Filters

Dashboard Program: VCC: Bachelor of Applied Music;

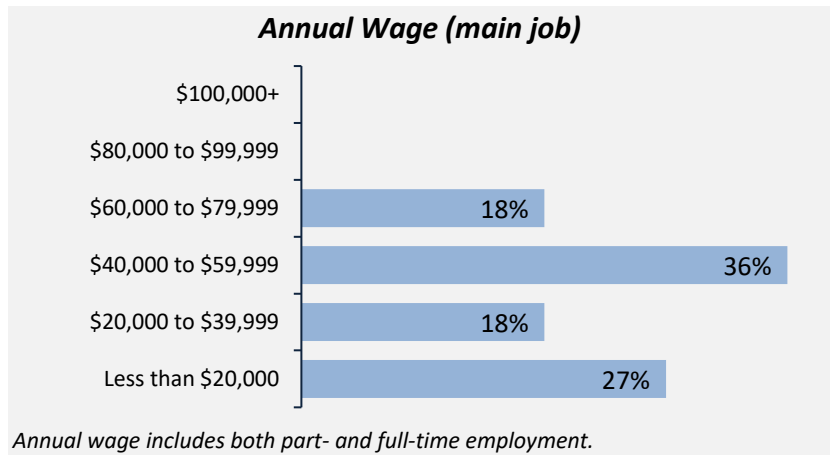
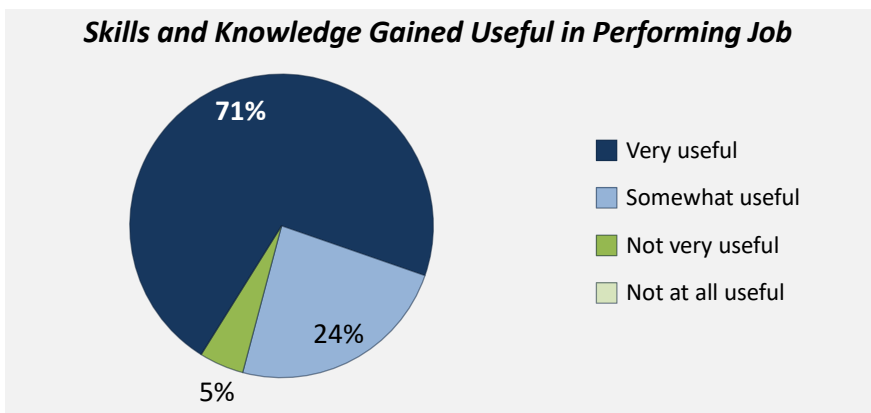
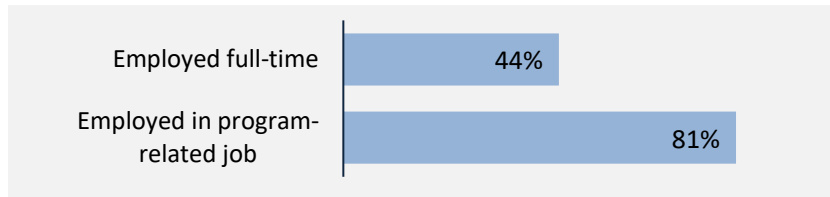
Cohort	50
Respondents	28
Response Rate	56%

Employment Outcomes



Of those employed:

n = 21



Top Occupations (4-digit NOC)

	# employed	% of those employed
5133: Musicians and singers	11	52%
5132: Conductors, composers and arrangers	3	14%
2151: Architects	1	5%
403X: Secondary and elementary school teachers and educational counsellors	1	5%
1221: Administrative officers	1	5%
7241: Electricians (except industrial and power system)	1	5%
6321: Chefs	1	5%
4032: Elementary school and kindergarten teachers	1	5%
XXXX: Unclassified occupations	1	5%
Total of top occupations	21	100%
Total employed	21	

Baccalaureate Graduates Survey (BGS) 2-Year Out Survey
 Summary of Survey Results: 2019 to 2023

Applied Filters

Dashboard Program: VCC: Bachelor of Applied Music;

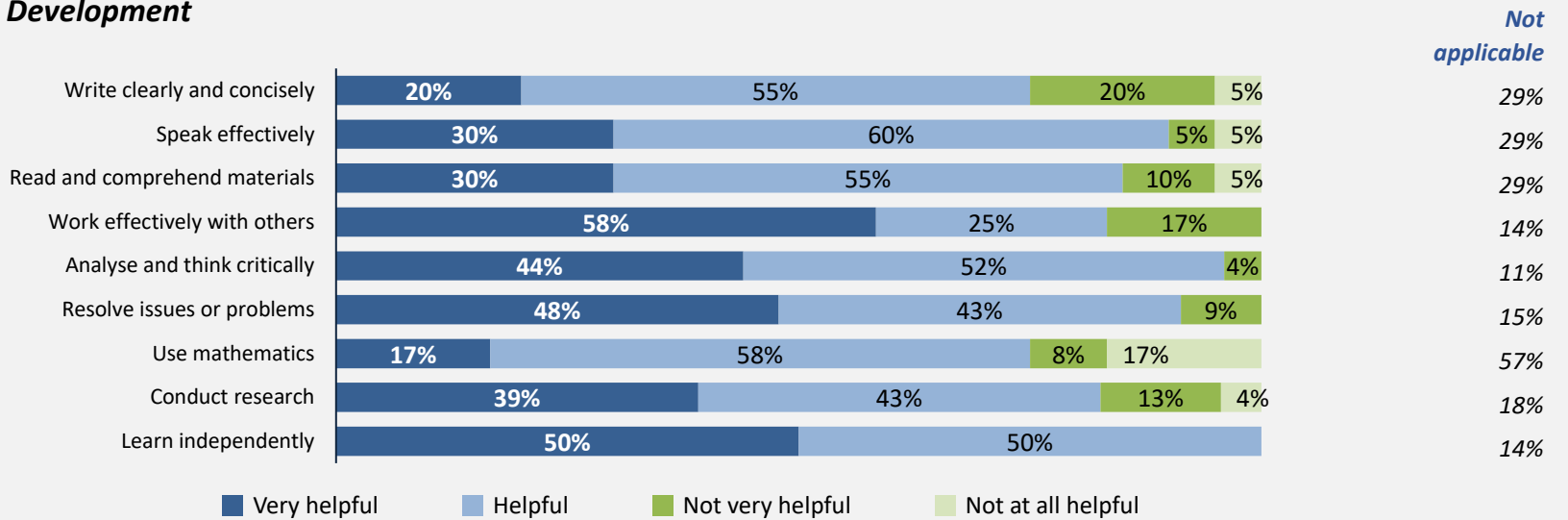
Cohort 50
Respondents 28
Response Rate 56%

Skill Development and Post-Secondary Experience

84%

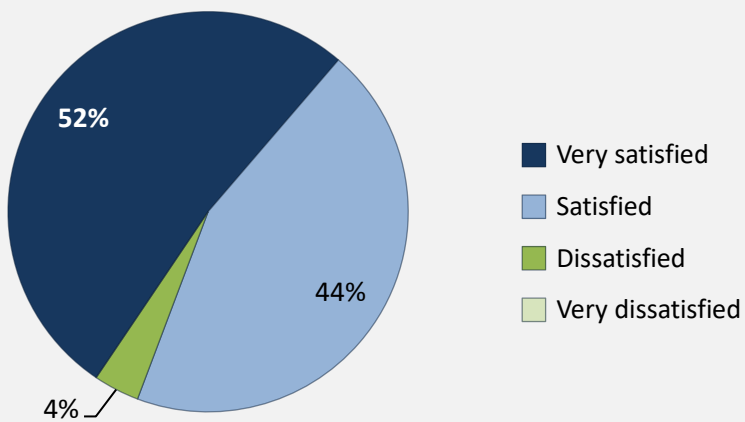
of respondents said they would choose the same program again

Skill Development



Percentages are based on those who gave a valid rating, excluding those who said "Not applicable".

Satisfaction with Education



Quality of Instruction

