

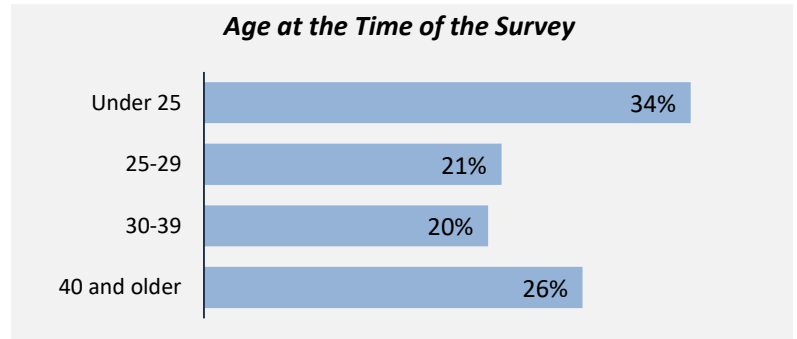
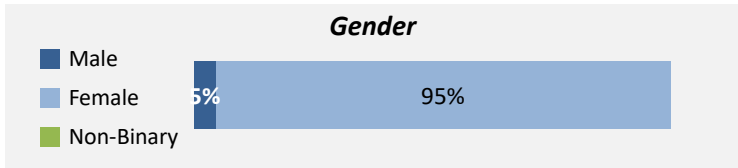
Applied filters:

CPC: VCC: Medical Office Assistant;

Cohort	201
Respondents	107
Response Rate	53%

Description of Survey Respondents

Demographics



Aboriginal Identity
4%
Based on domestic students only.

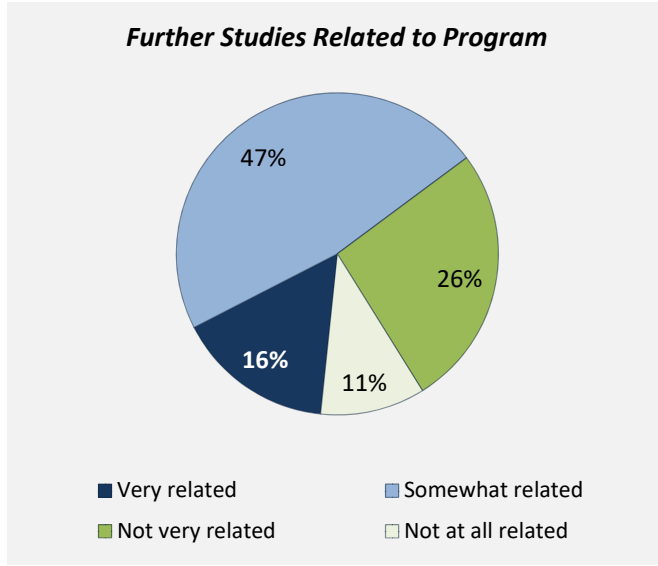
Median Age
28

Further Education

18%
 took further studies after graduating from their program
n = 19

73%
 of those who had taken further studies said their program prepared them well

16%
 of respondents were currently studying



Of those who took further studies at a different institution:
23%
 expected transfer credit
n = 3

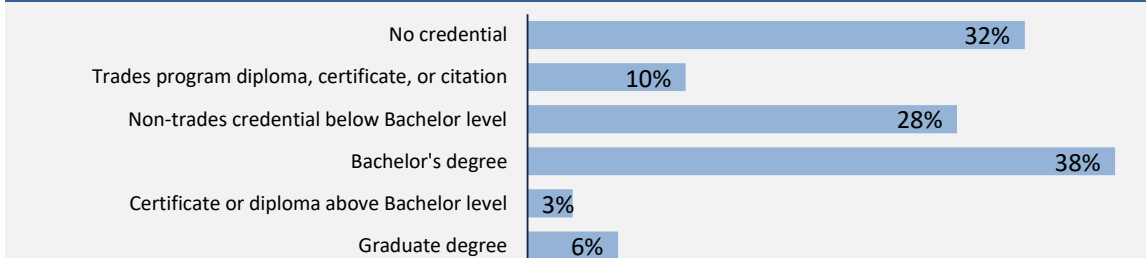
Of those who expected transfer credit:
0%
 Received transfer credit

33%
 were very satisfied or satisfied with their transfer experience

Past Education

65% of respondents had taken previous post-secondary education *n = 69*

Respondents were asked if they took ABE or ESL courses during or prior to their studies



Adult Basic Education
17%

English as a Second Language
12%

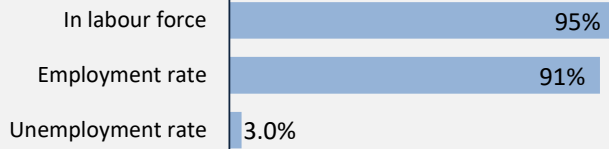
Credentials are based on those who had taken previous post-secondary education. Respondents could report more than one type of post-secondary credential.

Applied filters:

CPC: VCC: Medical Office Assistant;

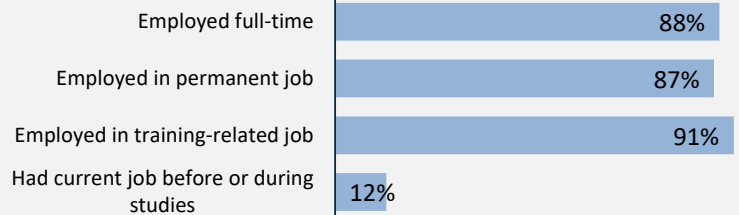
Cohort	201
Respondents	107
Response Rate	53%

Employment Outcomes



The "Employment rate" is the number employed as a percentage of all respondents. The "Unemployment rate" is the number of unemployed as a percentage of respondents in the labour force.

Of those employed: n = 96



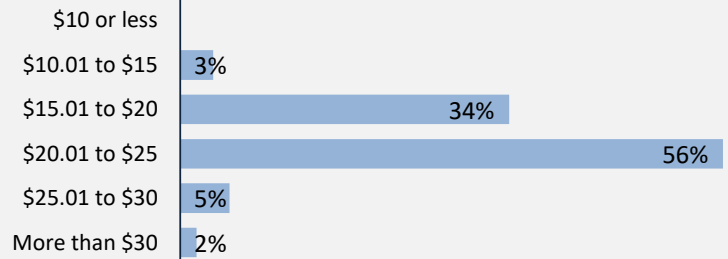
Weekly Hours Worked (median, main job)

38

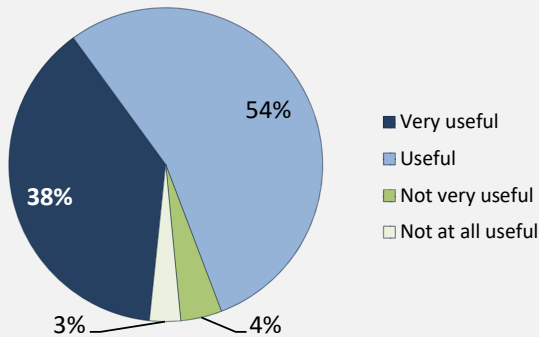
Hourly Wage (median, main job)

\$22

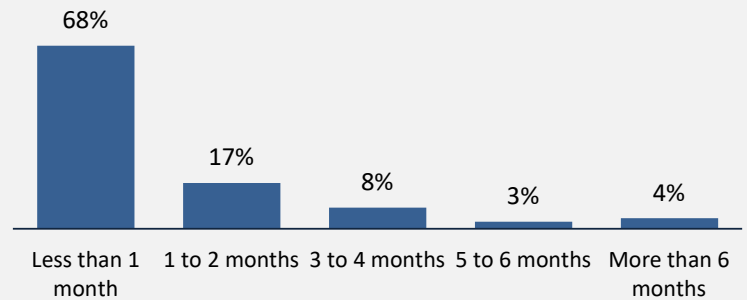
Hourly Wage Group (main job)



Skills and Knowledge Gained Useful in Performing Job



Time Spent Looking for Employment



Top Occupations (4-digit NOC)

	# Employed	% of those employed
1414: Receptionists	52	54%
1243: Medical administrative assistants	22	23%
XXXX: Unclassified occupations	10	10%
1411: General office support workers	3	3%
0311: Managers in health care	2	2%
3212: Medical laboratory technicians and pathologists' assistants	1	1%
1123: Professional occupations in advertising, marketing and public relations	1	1%
3414: Other assisting occupations in support of health services	1	1%
6421: Retail salespersons	1	1%
1241: Administrative assistants	1	1%
Total of top occupations	94	98%
Total employed	96	

Applied filters:

CPC: VCC: Medical Office Assistant;

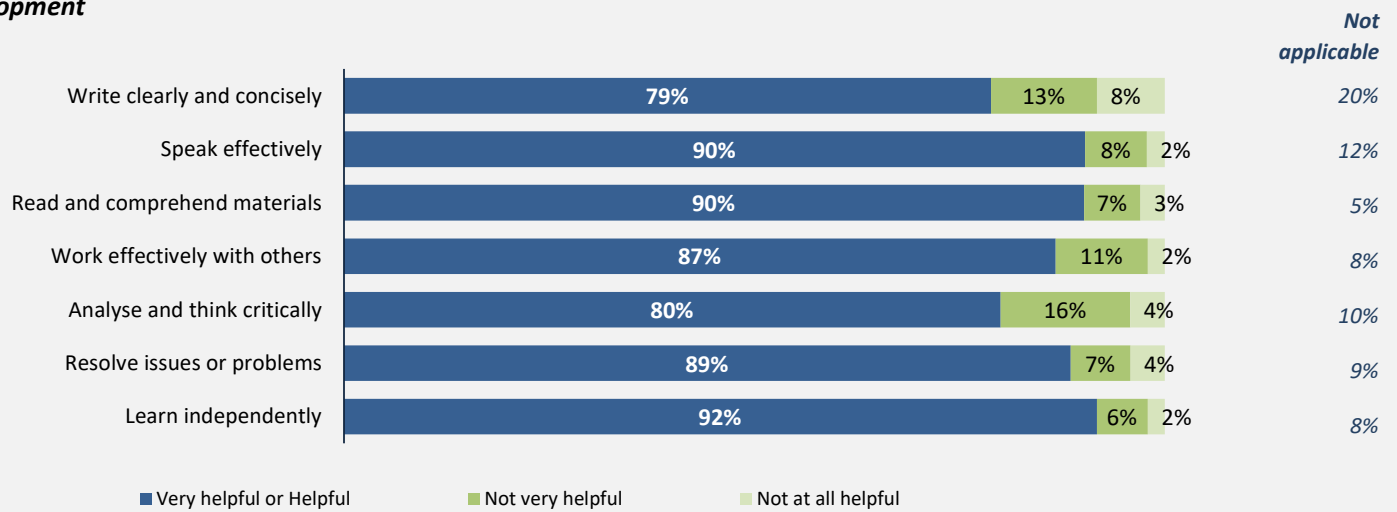
Cohort	201
Respondents	107
Response Rate	53%

Skill Development and Post-Secondary Experience

89%

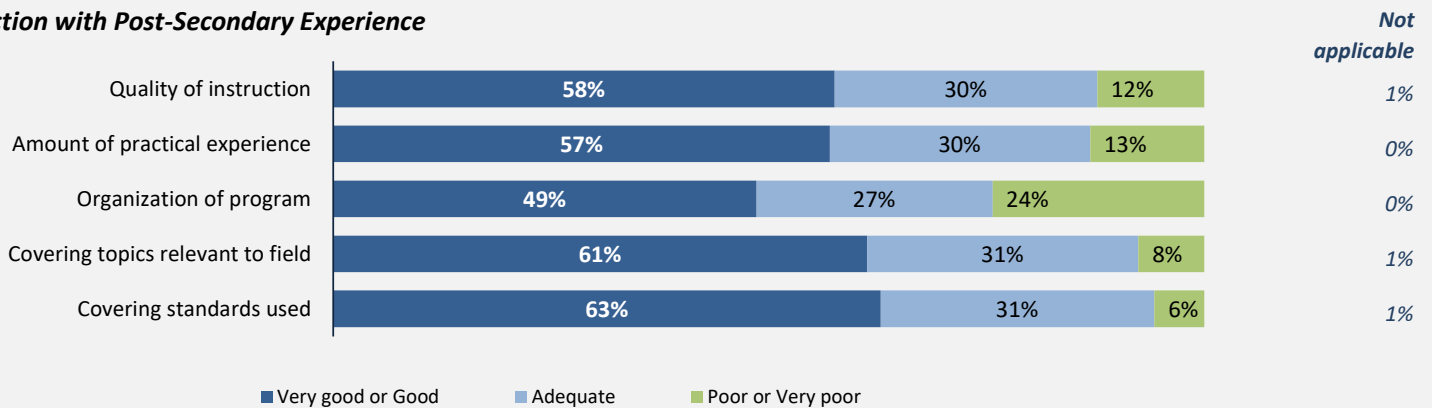
said they were very satisfied or satisfied with the education they received.

Skill Development



Percentages are based on those who gave a valid rating, excluding those who said Not applicable.

Satisfaction with Post-Secondary Experience



Percentages are based on those who gave a valid rating, excluding those who said Not applicable.