

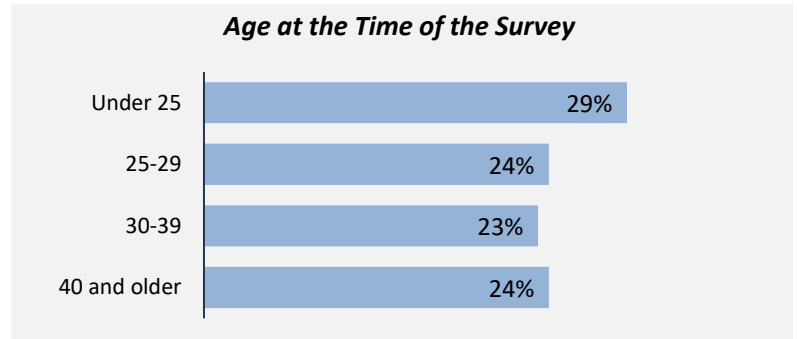
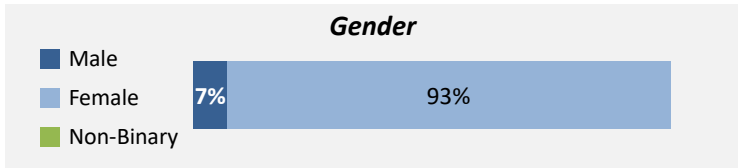
Applied filters:

CPC: VCC: Medical Lab Assistant;

Cohort	201
Respondents	130
Response Rate	65%

Description of Survey Respondents

Demographics



Aboriginal Identity
0%
Based on domestic students only.

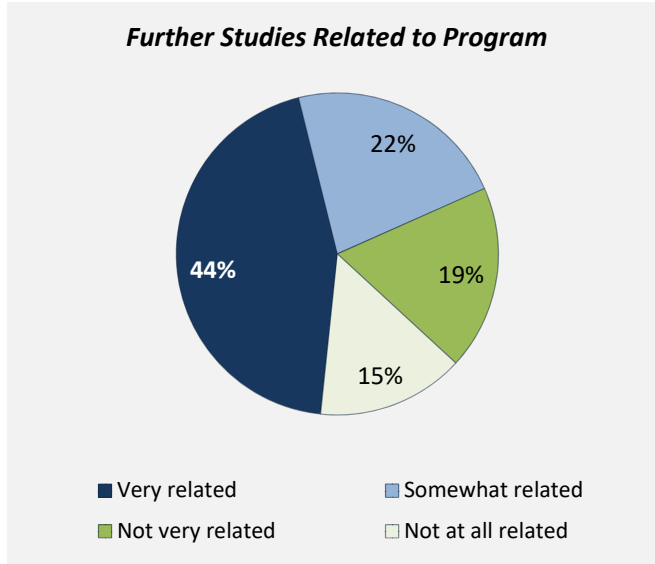
Median Age
29

Further Education

22%
 took further studies after graduating from their program
n = 28

100%
 of those who had taken further studies said their program prepared them well

18%
 of respondents were currently studying



Of those who took further studies at a different institution:
40%
 expected transfer credit
n = 8

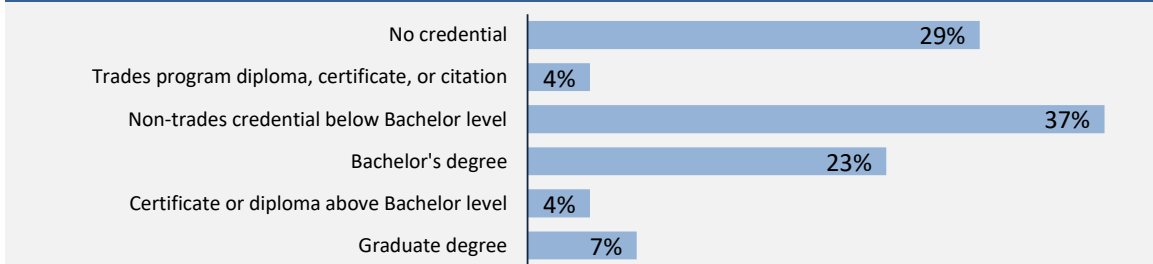
Of those who expected transfer credit:
80%
 Received transfer credit

100%
 were very satisfied or satisfied with their transfer experience

Past Education

84% of respondents had taken previous post-secondary education *n = 108*

Respondents were asked if they took ABE or ESL courses during or prior to their studies



Adult Basic Education
21%

English as a Second Language
22%

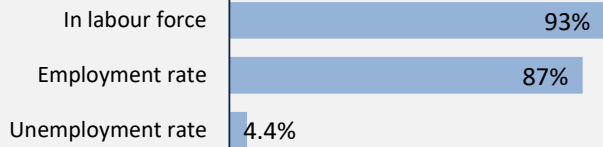
Credentials are based on those who had taken previous post-secondary education. Respondents could report more than one type of post-secondary credential.

Applied filters:

CPC: VCC: Medical Lab Assistant;

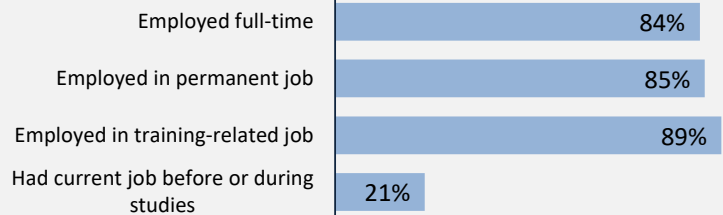
Cohort 201
Respondents 130
Response Rate 65%

Employment Outcomes



The "Employment rate" is the number employed as a percentage of all respondents. The "Unemployment rate" is the number of unemployed as a percentage of respondents in the labour force.

Of those employed: n = 109



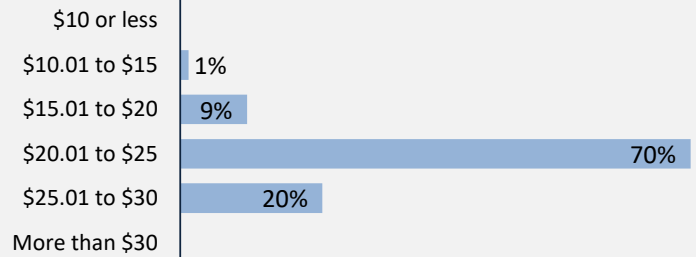
Weekly Hours Worked (median, main job)

34

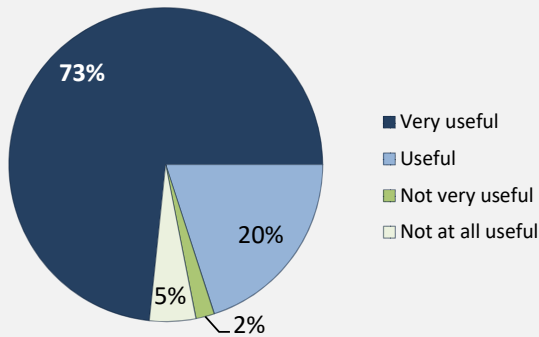
Hourly Wage (median, main job)

\$24

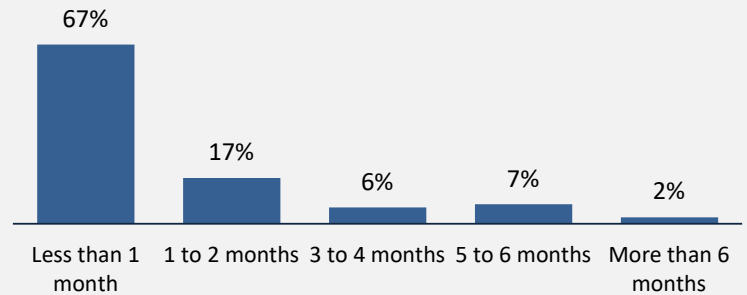
Hourly Wage Group (main job)



Skills and Knowledge Gained Useful in Performing Job



Time Spent Looking for Employment



Top Occupations (4-digit NOC)

	# Employed	% of those employed
3212: Medical laboratory technicians and pathologists' assistants	89	82%
XXXX: Unclassified occupations	6	6%
3413: Nurse aides, orderlies and patient service associates	2	2%
6511: Maitres d'hotel and hosts/hostesses	1	1%
1411: General office support workers	1	1%
6722: Operators and attendants in amusement, recreation and sport	1	1%
3213: Animal health technologists and veterinary technicians	1	1%
6421: Retail salespersons	1	1%
3234: Paramedical occupations	1	1%
6513: Food and beverage servers	1	1%
Total of top occupations	104	95%
Total employed	109	

Applied filters:

CPC: VCC: Medical Lab Assistant;

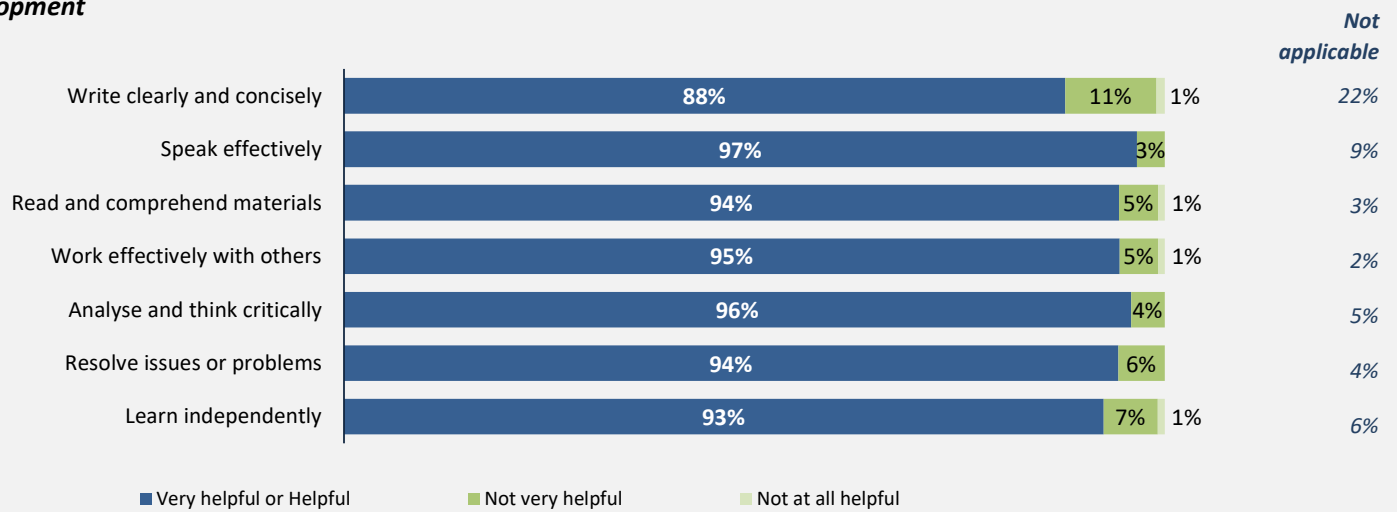
Cohort	201
Respondents	130
Response Rate	65%

Skill Development and Post-Secondary Experience

98%

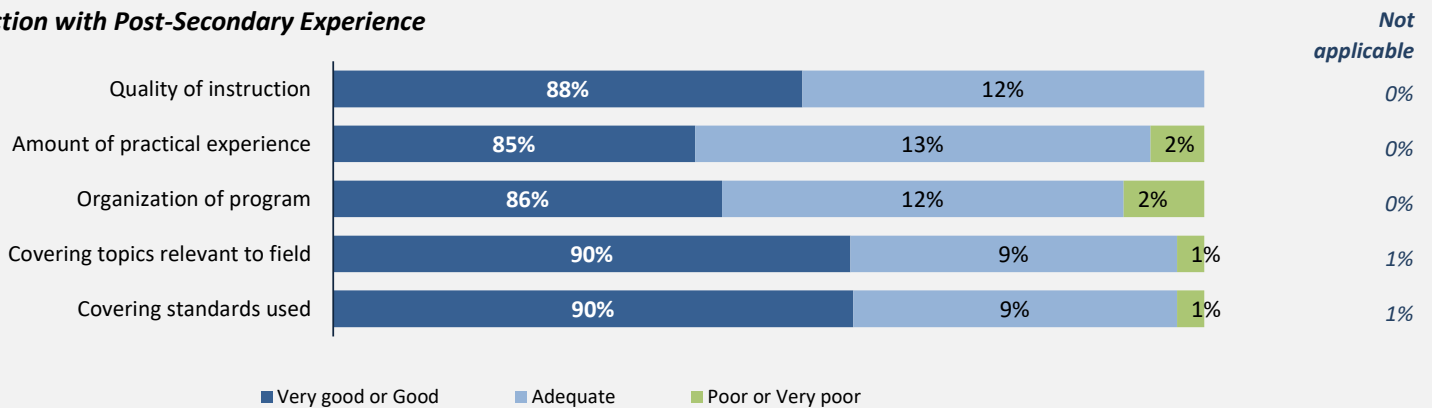
said they were very satisfied or satisfied with the education they received.

Skill Development



Percentages are based on those who gave a valid rating, excluding those who said Not applicable.

Satisfaction with Post-Secondary Experience



Percentages are based on those who gave a valid rating, excluding those who said Not applicable.