

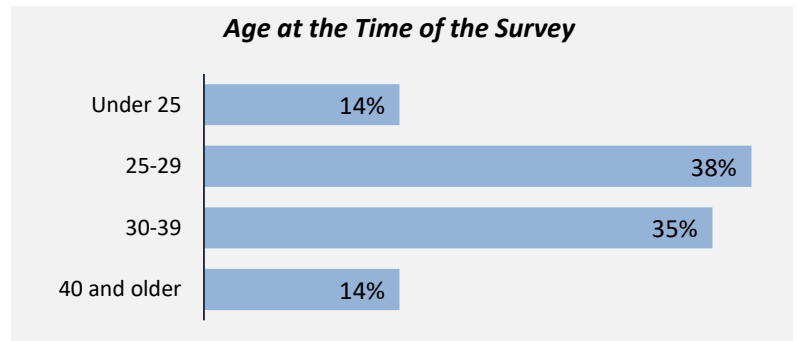
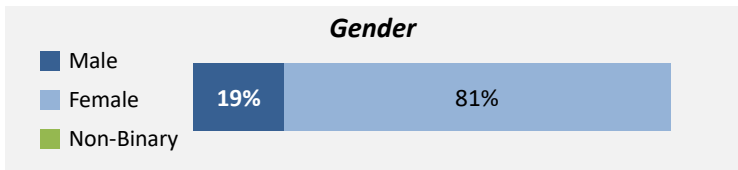
Applied filters:

CPC: VCC: Jewellery Art & Design;

Cohort	59
Respondents	37
Response Rate	63%

Description of Survey Respondents

Demographics



Aboriginal Identity
6%
Based on domestic students only.

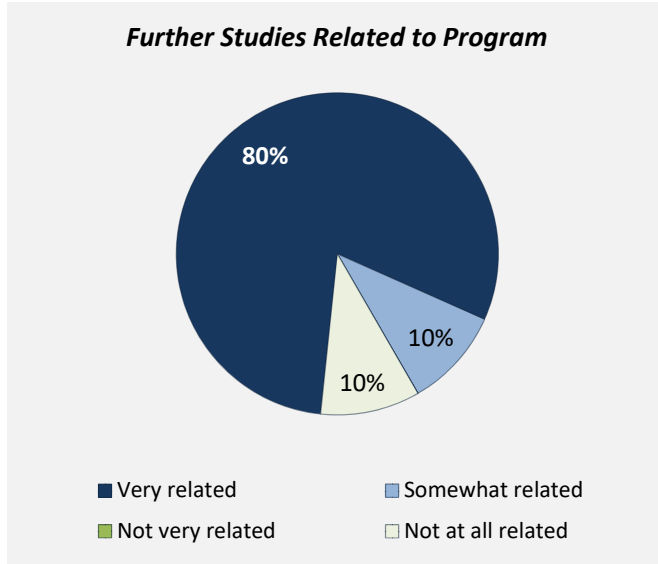
Median Age
28

Further Education

27%
 took further studies after graduating from their program
n = 10

90%
 of those who had taken further studies said their program prepared them well

27%
 of respondents were currently studying



Of those who took further studies at a different institution:
67%
 expected transfer credit
n = 2

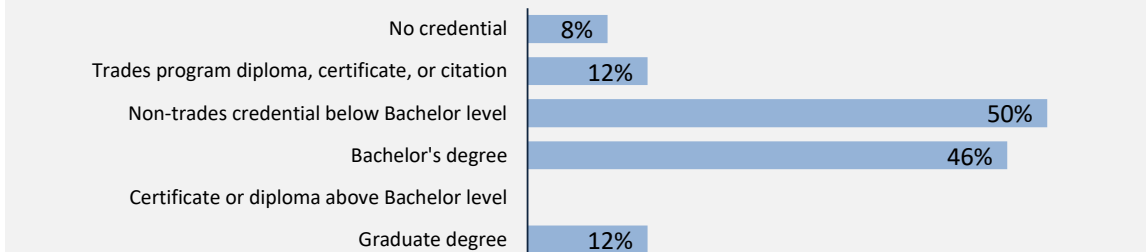
Of those who expected transfer credit:
0%
 Received transfer credit

50%
 were very satisfied or satisfied with their transfer experience

Past Education

70% of respondents had taken previous post-secondary education *n = 26*

Respondents were asked if they took ABE or ESL courses during or prior to their studies



Adult Basic Education
0%

English as a Second Language
8%

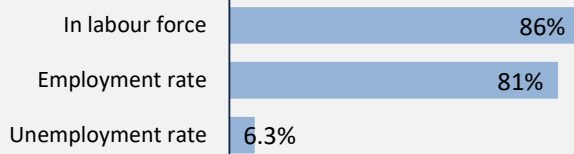
Credentials are based on those who had taken previous post-secondary education. Respondents could report more than one type of post-secondary credential.

Applied filters:

CPC: VCC: Jewellery Art & Design;

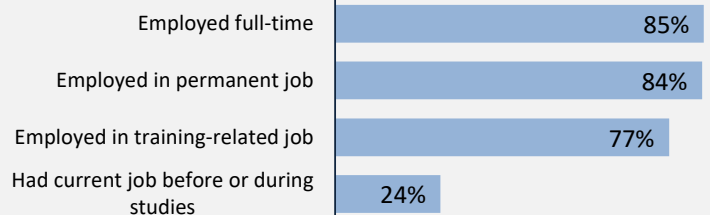
Cohort	59
Respondents	37
Response Rate	63%

Employment Outcomes



The "Employment rate" is the number employed as a percentage of all respondents. The "Unemployment rate" is the number of unemployed as a percentage of respondents in the labour force.

Of those employed: n = 30



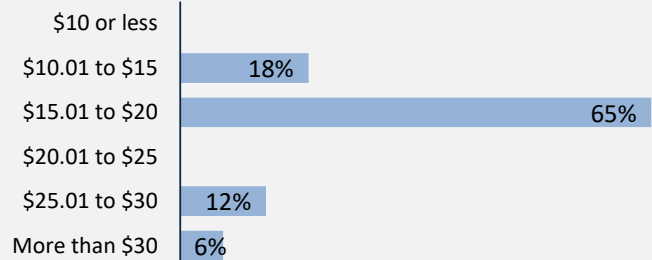
Weekly Hours Worked (median, main job)

40

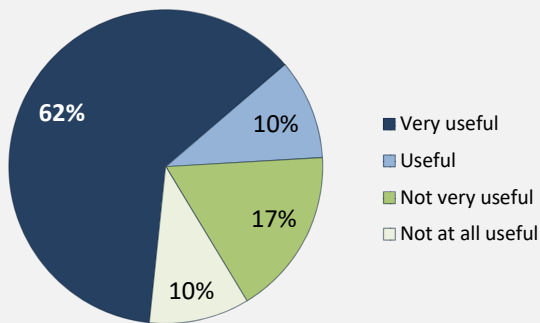
Hourly Wage (median, main job)

\$20

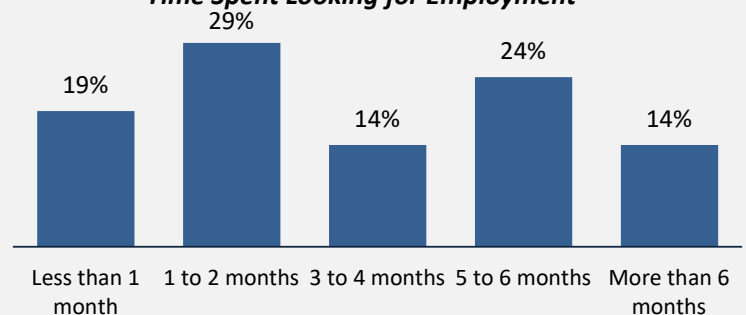
Hourly Wage Group (main job)



Skills and Knowledge Gained Useful in Performing Job



Time Spent Looking for Employment



Top Occupations (4-digit NOC)

	# Employed	% of those employed
6344: Jewellers, jewellery and watch repairers and related occupations	9	30%
5244: Artisans and craftspersons	6	20%
6421: Retail salespersons	5	17%
0621: Retail and wholesale trade managers	2	7%
9537: Other products assemblers, finishers and inspectors	2	7%
XXXX: Unclassified occupations	2	7%
6562: Estheticians, electrologists and related occupations	1	3%
6322: Cooks	1	3%
3144: Other professional occupations in therapy and assessment	1	3%
6541: Security guards and related security service occupations	1	3%
Total of top occupations	30	100%
Total employed	30	

Applied filters:

CPC: VCC: Jewellery Art & Design;

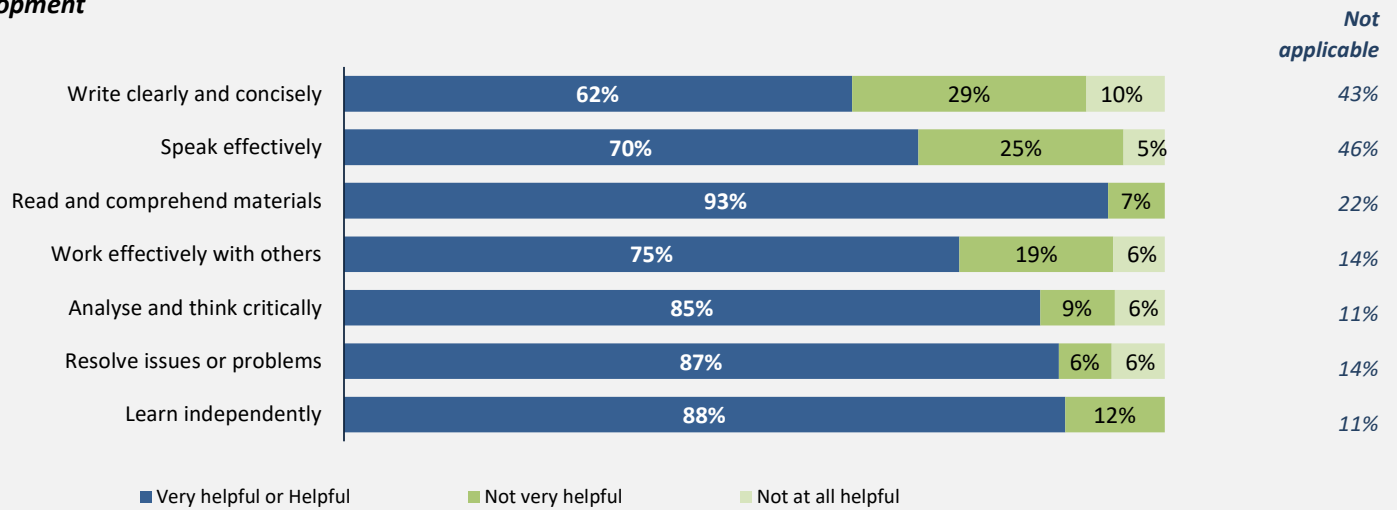
Cohort	59
Respondents	37
Response Rate	63%

Skill Development and Post-Secondary Experience

81%

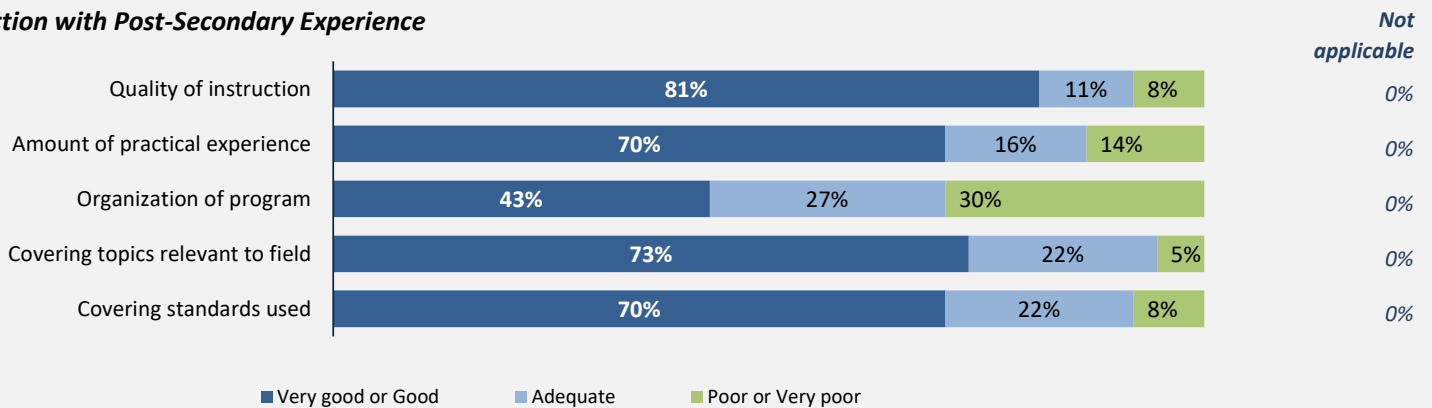
said they were very satisfied or satisfied with the education they received.

Skill Development



Percentages are based on those who gave a valid rating, excluding those who said Not applicable.

Satisfaction with Post-Secondary Experience



Percentages are based on those who gave a valid rating, excluding those who said Not applicable.