

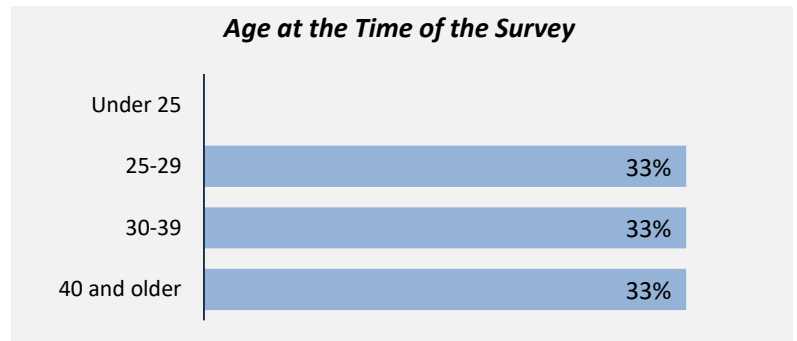

**Applied filters:**

CPC: VCC: Infant Toddler Education;

**Cohort** 3  
**Respondents** 3  
**Response Rate** 100%

## Description of Survey Respondents

### Demographics



**Aboriginal Identity**  
**0%**  
*Based on domestic students only.*

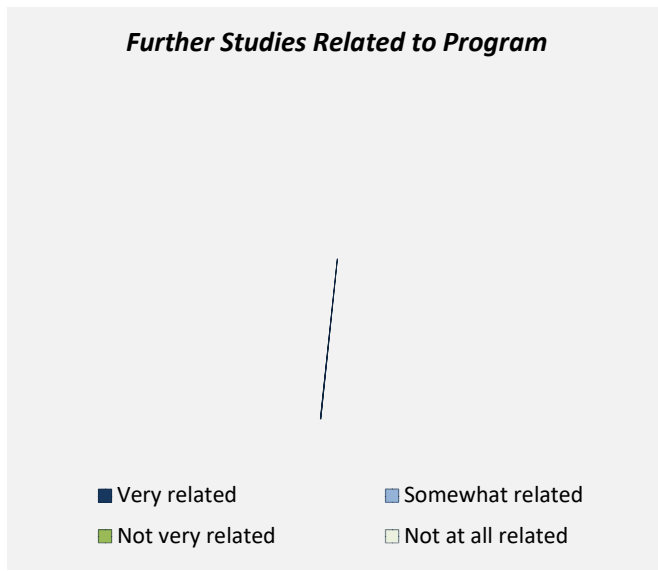
**Median Age**  
**31**

### Further Education

**0%**  
 took further studies after graduating from their program  
*n = 0*

**-**  
 of those who had taken further studies said their program prepared them well

**0%**  
 of respondents were currently studying



**Of those who took further studies at a different institution:**

**-**  
 expected transfer credit  
*n = -*

**Of those who expected transfer credit:**


**-**  
 Received transfer credit

**-**  
 were very satisfied or satisfied with their transfer experience

### Past Education

**67%** of respondents had taken previous post-secondary education *n = 2*

Respondents were asked if they took ABE or ESL courses during or prior to their studies



**Adult Basic Education**  
**0%**

**English as a Second Language**  
**0%**


*Credentials are based on those who had taken previous post-secondary education. Respondents could report more than one type of post-secondary credential.*

**Applied filters:**

CPC: VCC: Infant Toddler Education;


Cohort 3  
 Respondents 3  
 Response Rate 100%

### Employment Outcomes



The "Employment rate" is the number employed as a percentage of all respondents. The "Unemployment rate" is the number of unemployed as a percentage of respondents in the labour force.

**Of those employed:** n = 3



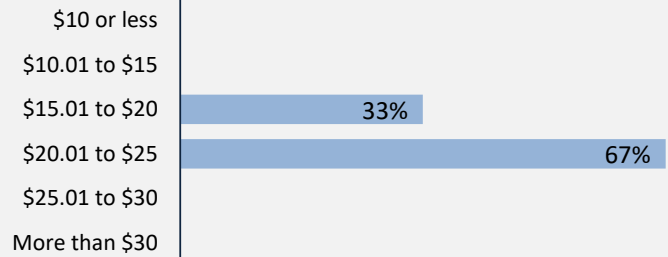
**Weekly Hours Worked (median, main job)**

38

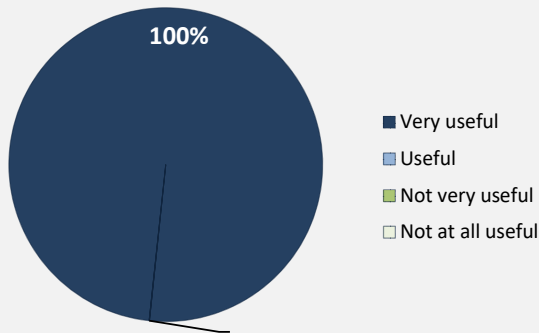
**Hourly Wage (median, main job)**

\$21

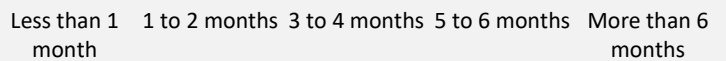
**Hourly Wage Group (main job)**



**Skills and Knowledge Gained Useful in Performing Job**



**Time Spent Looking for Employment**



**Top Occupations (4-digit NOC)**

	# Employed	% of those employed
4214: Early childhood educators and assistants	3	100%
<i>Total of top occupations</i>		
	3	100%
<i>Total employed</i>		
	3	

**Applied filters:**

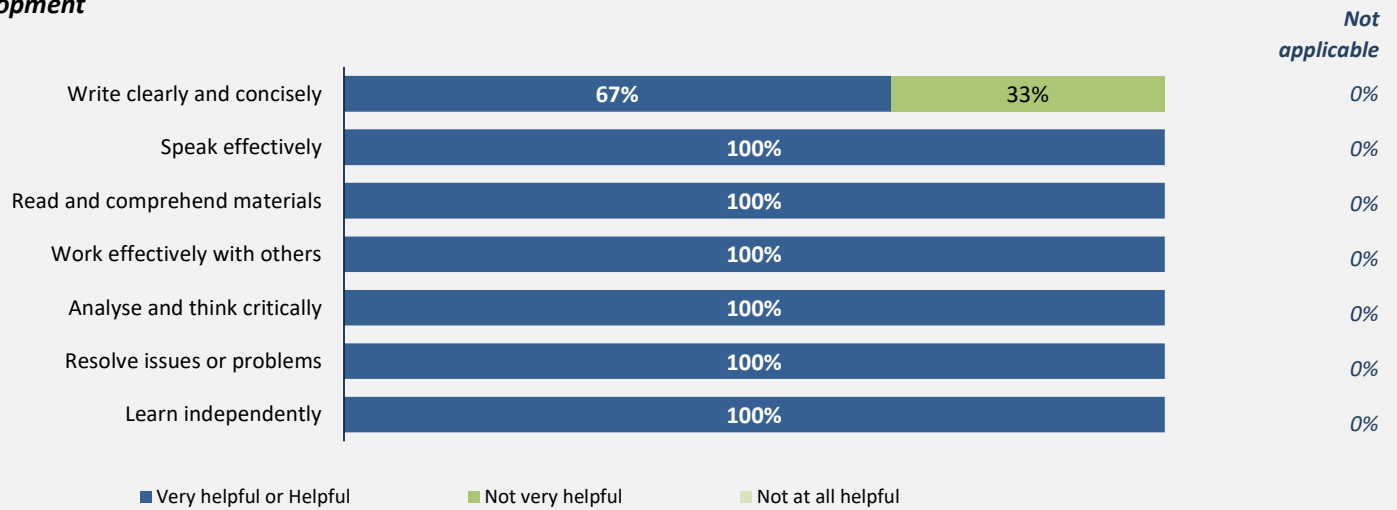
CPC: VCC: Infant Toddler Education;

Cohort	3
Respondents	3
Response Rate	100%

## Skill Development and Post-Secondary Experience

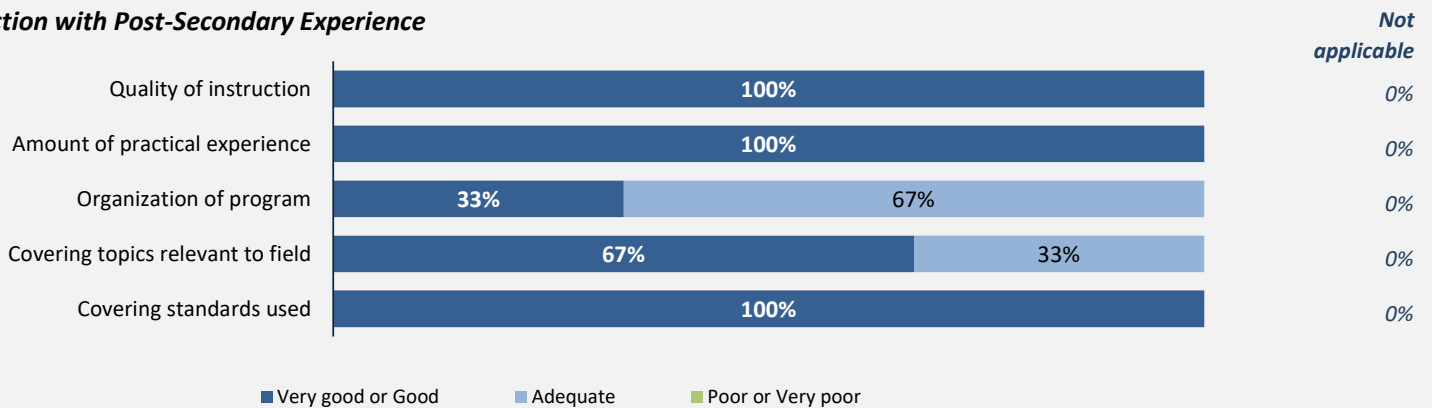
**100%** said they were very satisfied or satisfied with the education they received.

### Skill Development



Percentages are based on those who gave a valid rating, excluding those who said Not applicable.

### Satisfaction with Post-Secondary Experience



Percentages are based on those who gave a valid rating, excluding those who said Not applicable.