

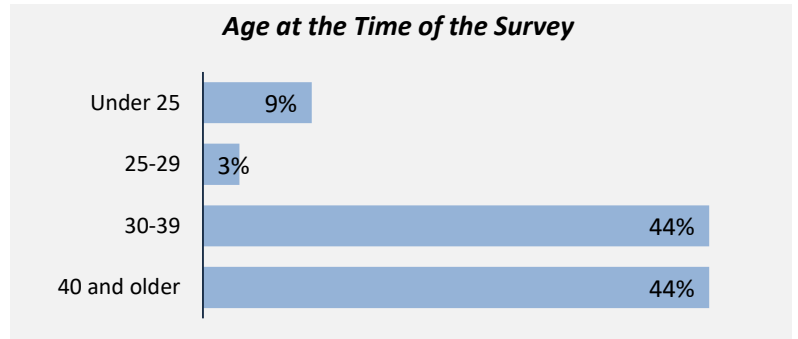

**Applied filters:**

CPC: VCC: Health Care Assistant ESL;

Cohort	47
Respondents	32
Response Rate	68%

## Description of Survey Respondents

### Demographics



**Aboriginal Identity**  
**0%**  
 Based on domestic students only.

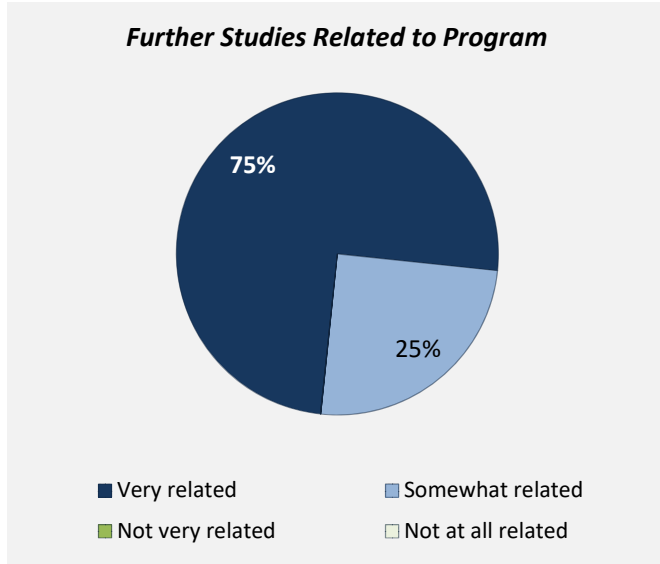
**Median Age**  
**38**

### Further Education

**17%**  
 took further studies after graduating from their program  
 n = 5

**75%**  
 of those who had taken further studies said their program prepared them well

**6%**  
 of respondents were currently studying



**Of those who took further studies at a different institution:**  
**0%**  
 expected transfer credit  
 n = 0


**Of those who expected transfer credit:**  
 -  
 Received transfer credit

-  
 were very satisfied or satisfied with their transfer experience

### Past Education

**59%** of respondents had taken previous post-secondary education n = 19

Respondents were asked if they took ABE or ESL courses during or prior to their studies



**Adult Basic Education**  
**13%**

**English as a Second Language**  
**50%**

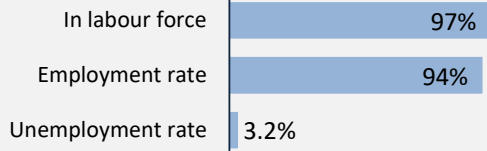
Credentials are based on those who had taken previous post-secondary education. Respondents could report more than one type of post-secondary credential.

**Applied filters:**

CPC: VCC: Health Care Assistant ESL;

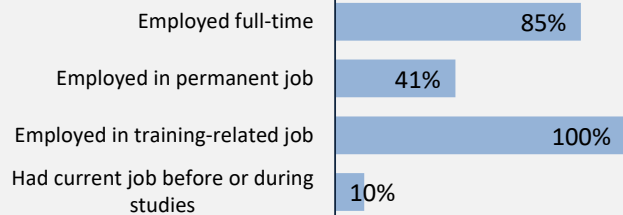
<b>Cohort</b>	<b>47</b>
<b>Respondents</b>	<b>32</b>
<b>Response Rate</b>	<b>68%</b>

### Employment Outcomes



The "Employment rate" is the number employed as a percentage of all respondents. The "Unemployment rate" is the number of unemployed as a percentage of respondents in the labour force.

**Of those employed: n = 30**



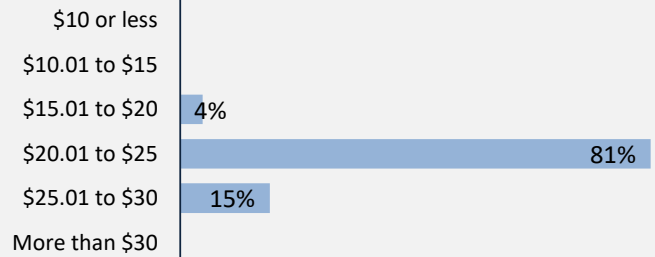
**Weekly Hours Worked (median, main job)**

**30**

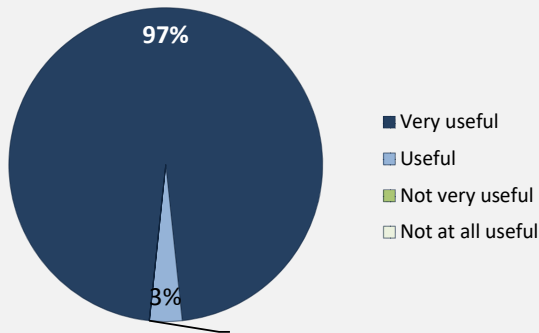
**Hourly Wage (median, main job)**

**\$25**

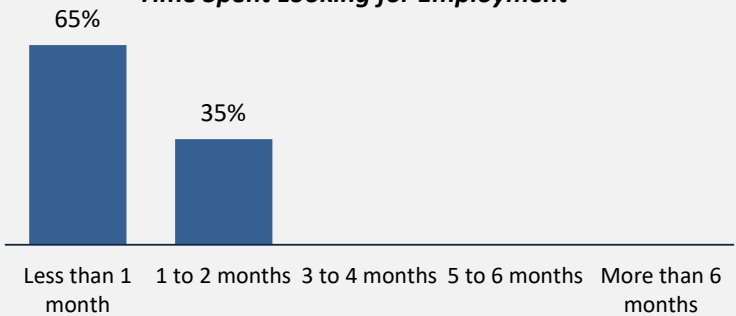
**Hourly Wage Group (main job)**



**Skills and Knowledge Gained Useful in Performing Job**



**Time Spent Looking for Employment**



**Top Occupations (4-digit NOC)**

	# Employed	% of those employed
3413: Nurse aides, orderlies and patient service associates	27	90%
4412: Home support workers, housekeepers and related occupations	1	3%
XXXX: Unclassified occupations	1	3%
4212: Social and community service workers	1	3%
<b>Total of top occupations</b>	<b>30</b>	<b>100%</b>
<b>Total employed</b>	<b>30</b>	

**Applied filters:**

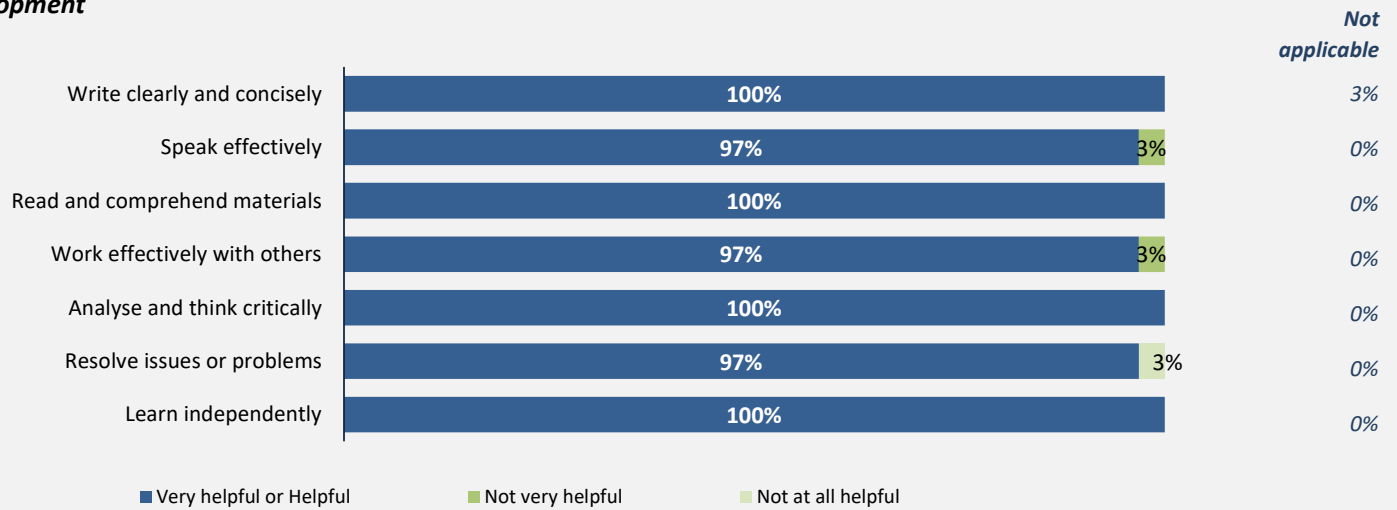
CPC: VCC: Health Care Assistant ESL;

Cohort	47
Respondents	32
Response Rate	68%

**Skill Development and Post-Secondary Experience**

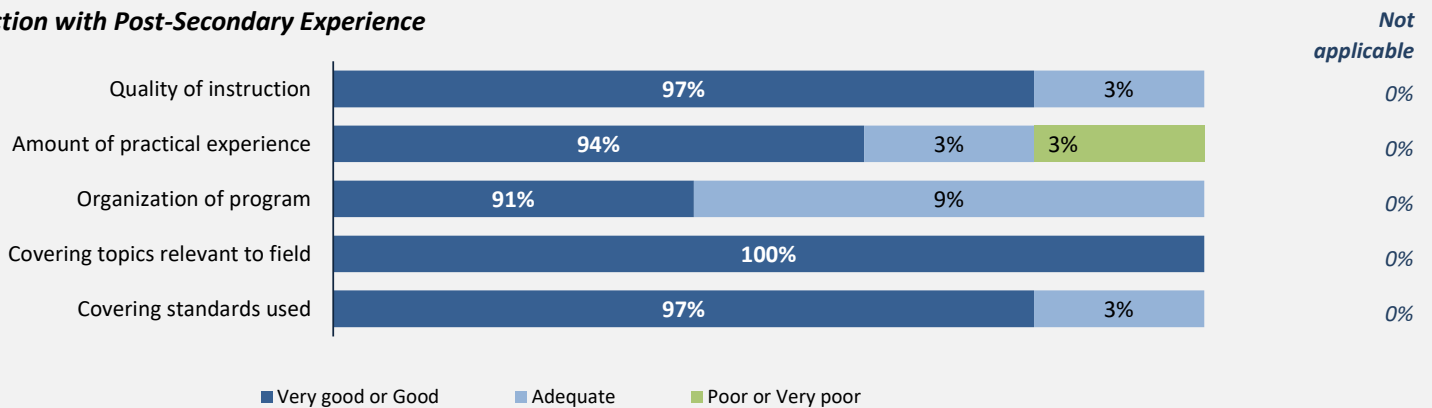
**100%** said they were very satisfied or satisfied with the education they received.

**Skill Development**



Percentages are based on those who gave a valid rating, excluding those who said Not applicable.

**Satisfaction with Post-Secondary Experience**



Percentages are based on those who gave a valid rating, excluding those who said Not applicable.