

# Summary of Survey Results: 2019-2023

Trades Training Type:

*Progressive apprenticeship, Traditional apprenticeship, Trades foundation, and Trades-related vocational programs*

Applied filters:

CPC: VCC: Culinary Arts;

Cohort	413
Respondents	162
Response Rate	39%

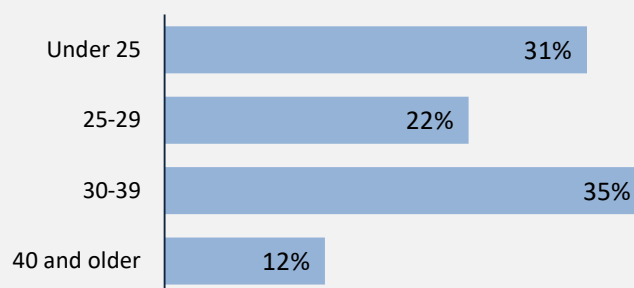
## Description of Survey Respondents

### Demographics

#### Gender



#### Age at the Time of the Survey



#### Aboriginal Identity

0%

*Based on domestic students only*

#### Median Age

29

### About the Respondents

57%

*relocated from their hometown to attend program*

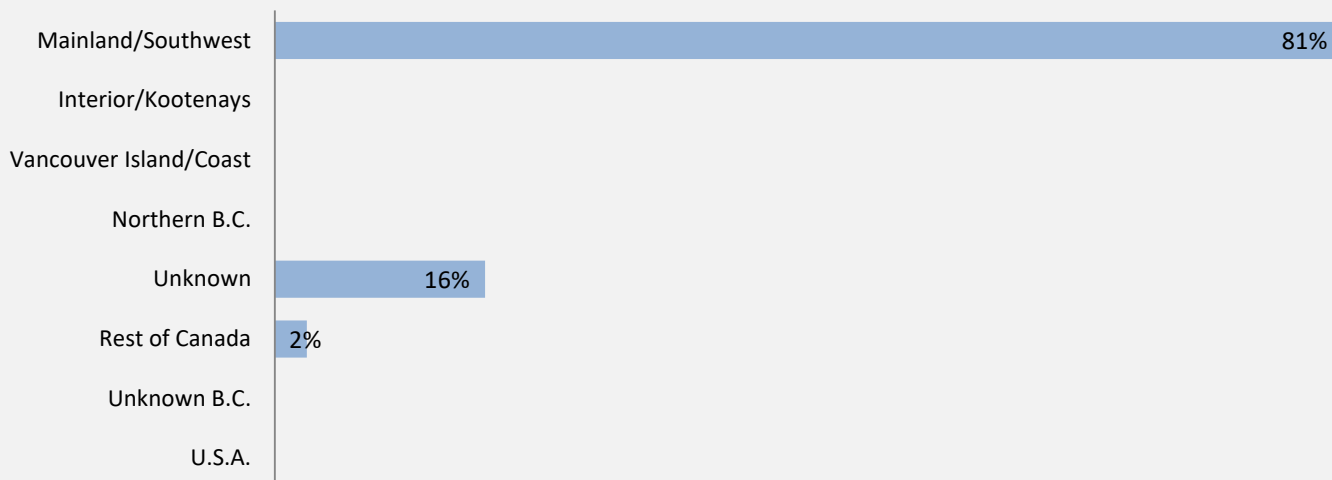
3%

*took **Adult Basic Education** courses during or prior to their trades training program*

24%

*took **English as a Second Language** courses during or prior to their trades training program*

### Region respondents were living in at the time of the survey



# Summary of Survey Results: 2019-2023

Trades Training Type:

*Progressive apprenticeship, Traditional apprenticeship, Trades foundation, and Trades-related vocational programs*

**Applied filters:**

CPC: VCC: Culinary Arts;

<b>Cohort</b>	<b>413</b>
<b>Respondents</b>	<b>162</b>
<b>Response Rate</b>	<b>39%</b>

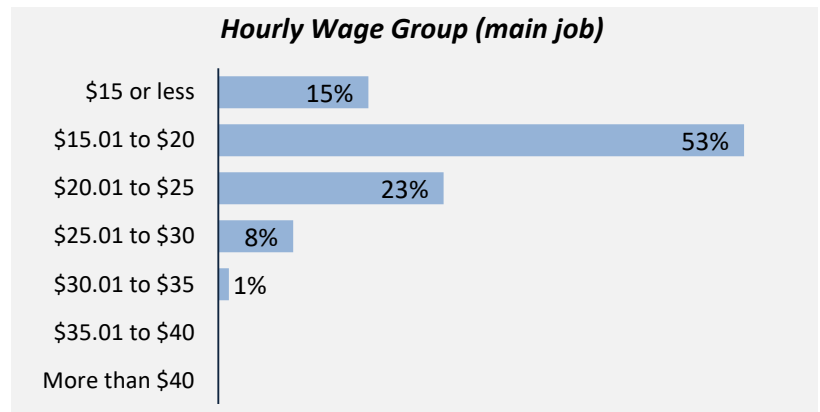
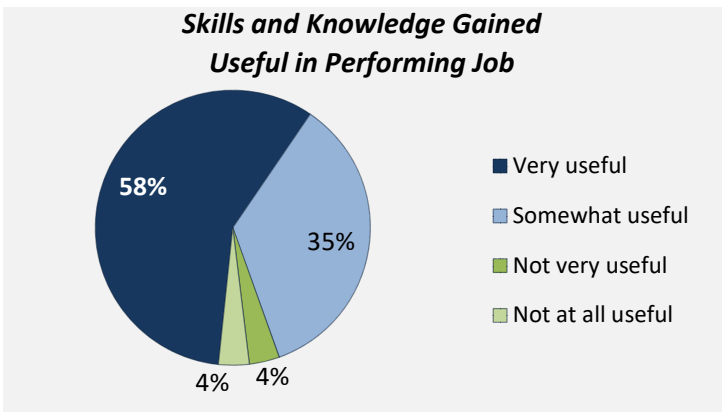
## Employment Outcomes

<p><b>In the labour force</b></p> <p style="font-size: 2em;"><b>97%</b></p>	<p><b>Employment rate</b></p> <p style="font-size: 2em;"><b>89%</b></p>	<p><b>Unemployment rate</b></p> <p style="font-size: 2em;"><b>7.2%</b></p>
---	---	--

The "Employment rate" is the number employed as a percentage of all respondents.  
 The "Unemployment rate" is the number of unemployed as a percentage of respondents in the labour force.

### Of those employed: n = 141

<table border="0"> <tr> <td style="padding-right: 10px;">Employed full-time</td> <td style="text-align: right;">94%</td> </tr> <tr> <td style="padding-right: 10px;">Employed in training-related job</td> <td style="text-align: right;">84%</td> </tr> <tr> <td style="padding-right: 10px;">Employed in permanent position</td> <td style="text-align: right;">84%</td> </tr> </table>	Employed full-time	94%	Employed in training-related job	84%	Employed in permanent position	84%	<p><b>Hourly Wage</b> (median, main job)</p> <p style="font-size: 2em;"><b>\$19</b></p>	<p><b>Hours Worked</b> (median, main job)</p> <p style="font-size: 2em;"><b>40</b></p>
Employed full-time	94%							
Employed in training-related job	84%							
Employed in permanent position	84%							



Top Occupations (4-digit NOC)	# employed	% of those employed
6322: Cooks	81	57%
6321: Chefs	16	11%
XXXX: Unclassified occupations	13	9%
6332: Bakers	5	4%
6311: Food service supervisors	5	4%
0631: Restaurant and food service managers	3	2%
1241: Administrative assistants	2	1%
6711: Food counter attendants, kitchen helpers and related support occupations	2	1%
1123: Professional occupations in advertising, marketing and public relations	2	1%
7611: Construction trades helpers and labourers	1	1%
<i>Total of top occupations</i>	<b>130</b>	<b>92%</b>
<i>Total employed</i>	<b>141</b>	

# Summary of Survey Results: 2019-2023

Trades Training Type:

*Progressive apprenticeship, Traditional apprenticeship, Trades foundation, and Trades-related vocational programs*

**Applied filters:**

CPC: VCC: Culinary Arts;

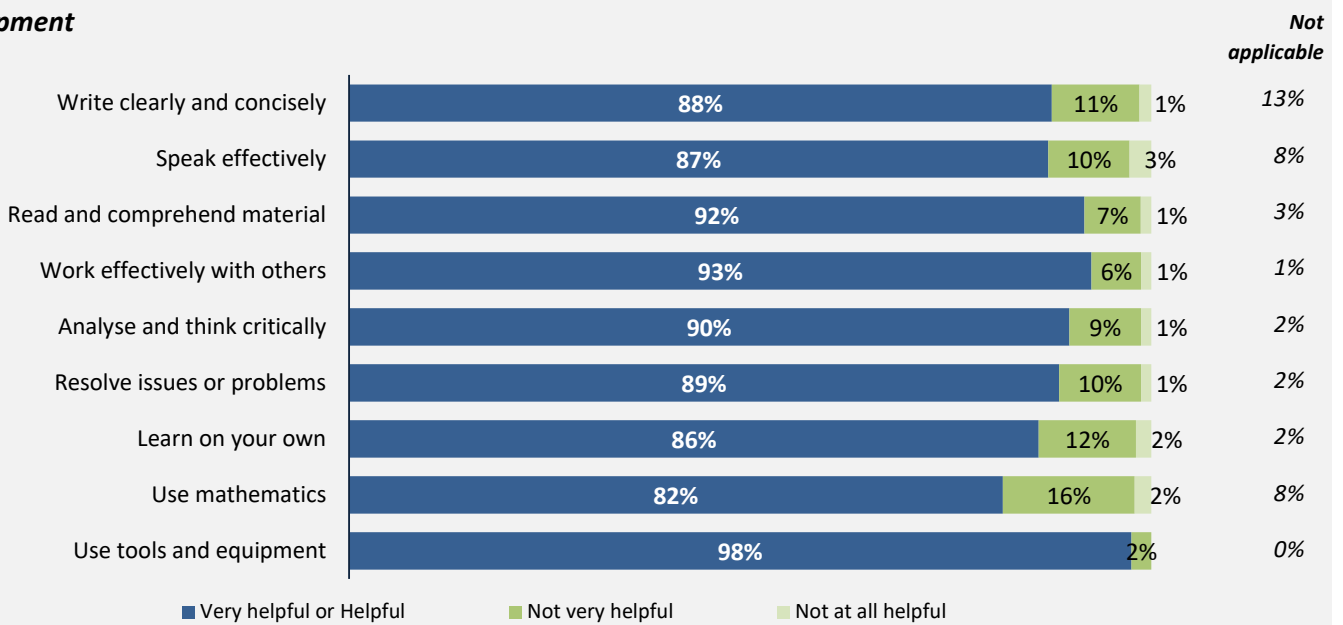
<b>Cohort</b>	<b>413</b>
<b>Respondents</b>	<b>162</b>
<b>Response Rate</b>	<b>39%</b>

## Skill Development and Post-Secondary Experience

# 89%

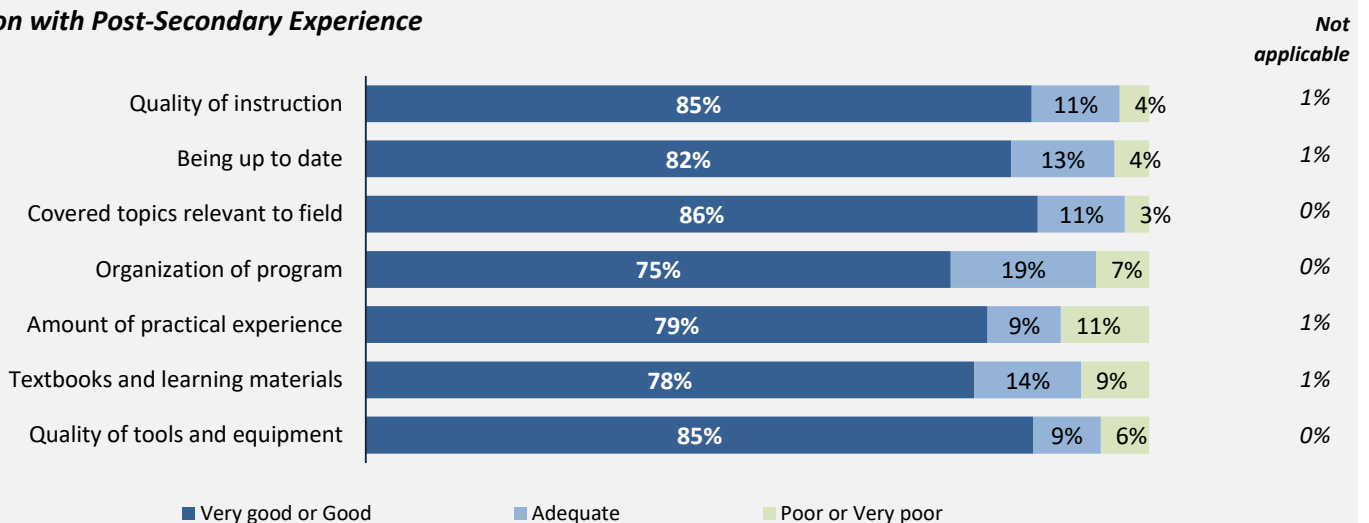
said they were very satisfied or satisfied with the education they received.

### Skill Development



Percentages are based on those who gave a valid rating, excluding those who said not applicable.

### Satisfaction with Post-Secondary Experience



Percentages are based on those who gave a valid rating, excluding those who said not applicable.

# Summary of Survey Results: 2019-2023

Trades Training Type:

Trades foundation, Trades-related vocational programs

**Applied filters:**

CPC: VCC: Culinary Arts;

Cohort	413
Respondents	162
Response Rate	39%

## Trades foundation & Trades-related vocational programs

### Employment After Leaving School

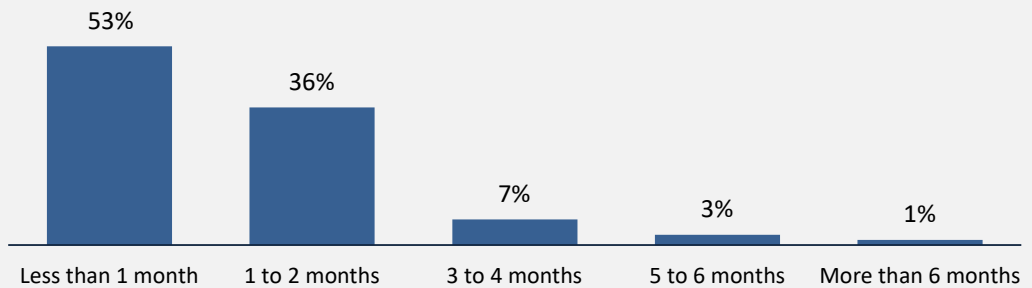
**38%**

had the same job before or while they were attending school

**90%**

said their education was useful in getting their job

**Time spent looking for employment**



Excludes employed respondents who said they had the same job while attending their program

n = 74

### Other Education

Trades-related vocational respondents only, results are shown for the education they took before and after their program.

—

took further studies after completing their program  
n = -

—

of those who had taken further studies said their program prepared them well

—

of respondents were currently studying  
n = -

### Further studies related to program

- Very related
- Somewhat related
- Not very related
- Not at all related

#### Of those who took further studies at a different institution:

—

expected transfer credit  
n = -

#### Of those who expected transfer credit:

—

received transfer credit

—

were very satisfied or satisfied with their transfer experience

# Summary of Survey Results: 2019-2023

Trades Training Type:

Trades foundation, Trades-related vocational programs

**Applied filters:**

CPC: VCC: Culinary Arts;

Cohort	413
Respondents	162
Response Rate	39%

**had taken previous post-secondary education** n = -



Based on those who had taken previous post-secondary education.  
Respondents could report more than one type of post-secondary credential.

**Transition to Apprenticeship** n = 148  
The following results are for Trades foundation respondents only.

**66%**

of Trades foundation respondents tried to get employment as an apprentice after they left their program

**86%**

of those who tried to get employment as an apprentice were successful

**Program prepared them for their apprenticeship training**

