

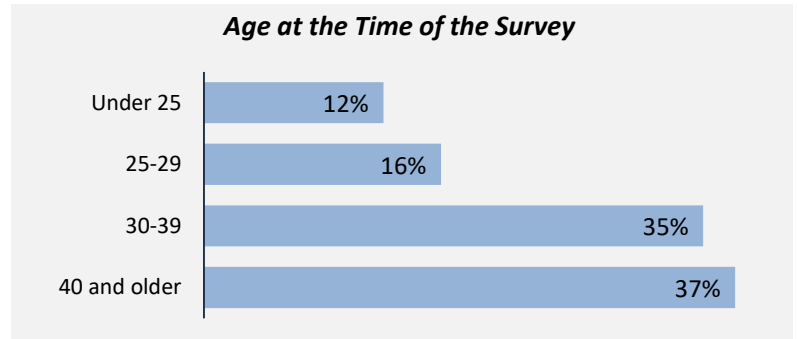
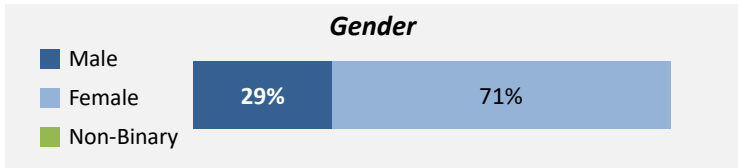
Applied filters:

CPC: VCC: Medical Device Reprocess Tech;

Cohort	393
Respondents	226
Response Rate	58%

Description of Survey Respondents

Demographics



Aboriginal Identity
1%
Based on domestic students only.

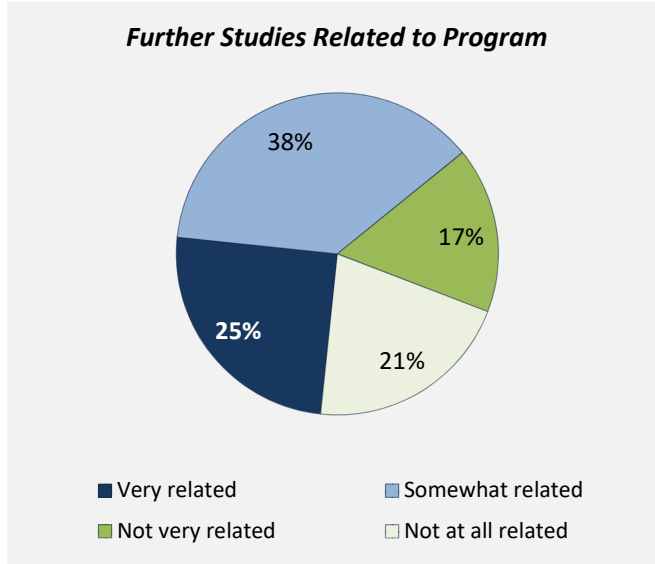
Median Age
35

Further Education

11%
 took further studies after graduating from their program
n = 24

100%
 of those who had taken further studies said their program prepared them well

5%
 of respondents were currently studying



Of those who took further studies at a different institution:

8%
 expected transfer credit
n = 1

Of those who expected transfer credit:

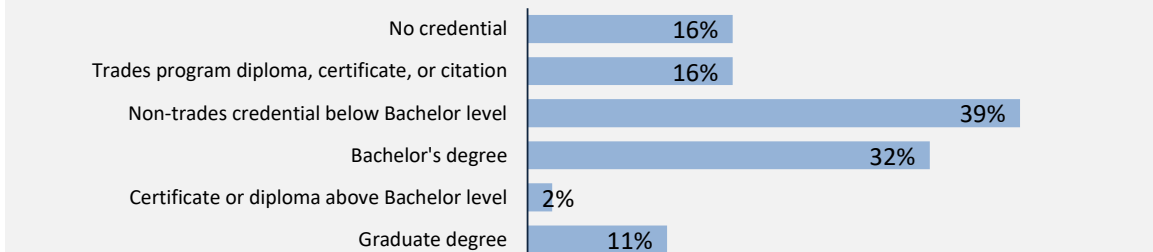
—
 Received transfer credit

—
 were very satisfied or satisfied with their transfer experience

Past Education

72% of respondents had taken previous post-secondary education *n = 160*

Respondents were asked if they took ABE or ESL courses during or prior to their studies



Adult Basic Education
16%

English as a Second Language
31%

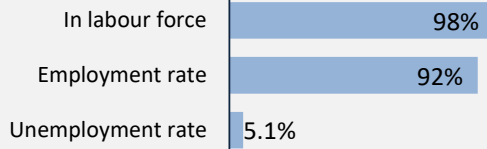
Credentials are based on those who had taken previous post-secondary education. Respondents could report more than one type of post-secondary credential.

Applied filters:

CPC: VCC: Medical Device Reprocess Tech;

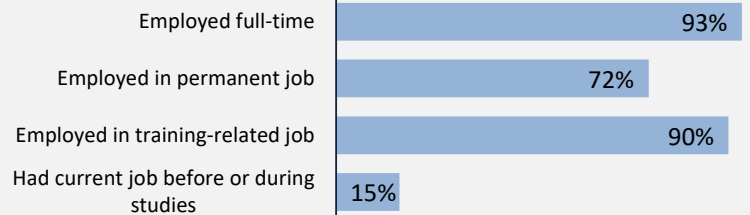
Cohort	393
Respondents	226
Response Rate	58%

Employment Outcomes



The "Employment rate" is the number employed as a percentage of all respondents. The "Unemployment rate" is the number of unemployed as a percentage of respondents in the labour force.

Of those employed: n = 204



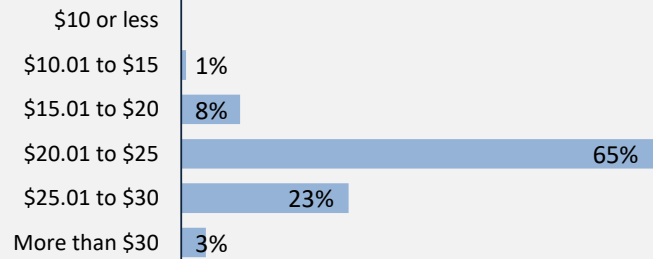
**Weekly Hours Worked
(median, main job)**

38

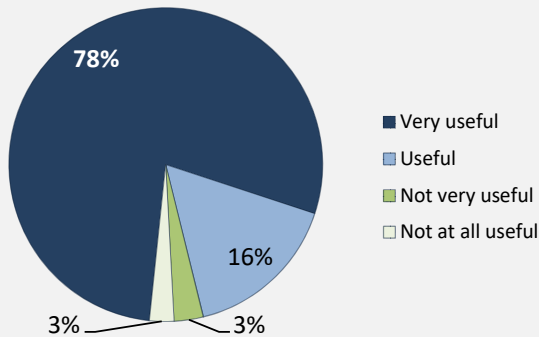
**Hourly Wage
(median, main job)**

\$25

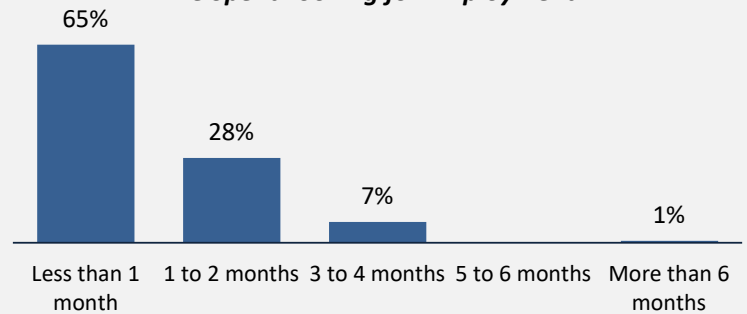
Hourly Wage Group (main job)



**Skills and Knowledge Gained
Useful in Performing Job**



Time Spent Looking for Employment



Top Occupations (4-digit NOC)

	# Employed	% of those employed
3414: Other assisting occupations in support of health services	163	80%
XXXX: Unclassified occupations	14	7%
3413: Nurse aides, orderlies and patient service associates	5	2%
1414: Receptionists	3	1%
2241: Electrical and electronics engineering technologists and technicians	2	1%
1243: Medical administrative assistants	1	0%
1251: Court reporters, medical transcriptionists and related occupations	1	0%
1431: Accounting and related clerks	1	0%
4412: Home support workers, housekeepers and related occupations	1	0%
1411: General office support workers	1	0%
<i>Total of top occupations</i>	192	94%
Total employed	204	

Applied filters:

CPC: VCC: Medical Device Reprocess Tech;

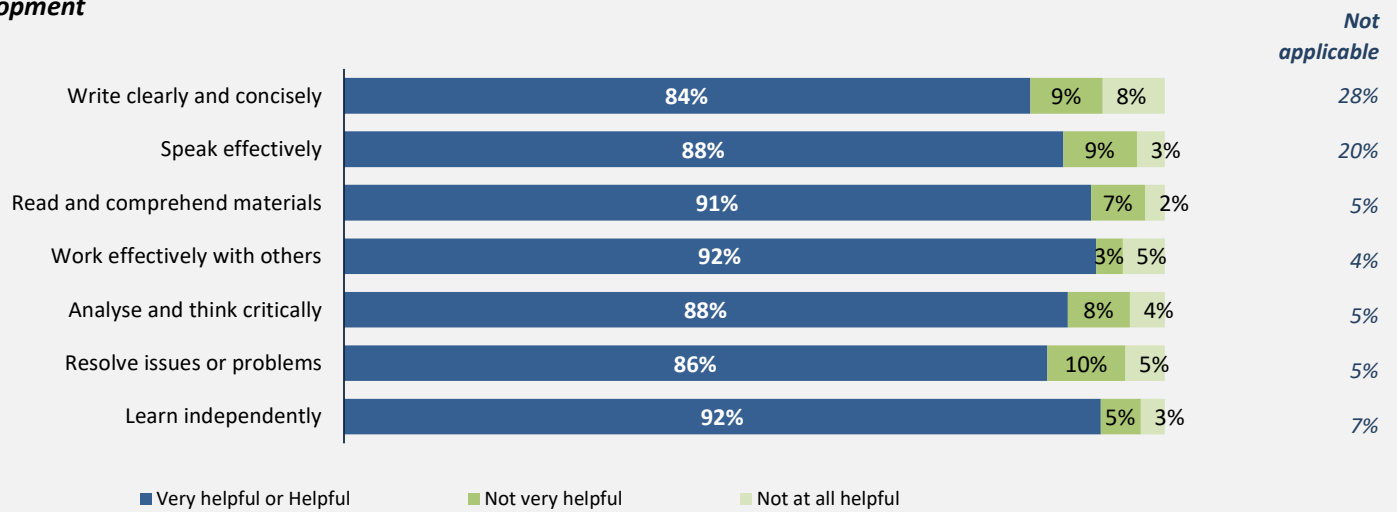
Cohort	393
Respondents	226
Response Rate	58%

Skill Development and Post-Secondary Experience

94%

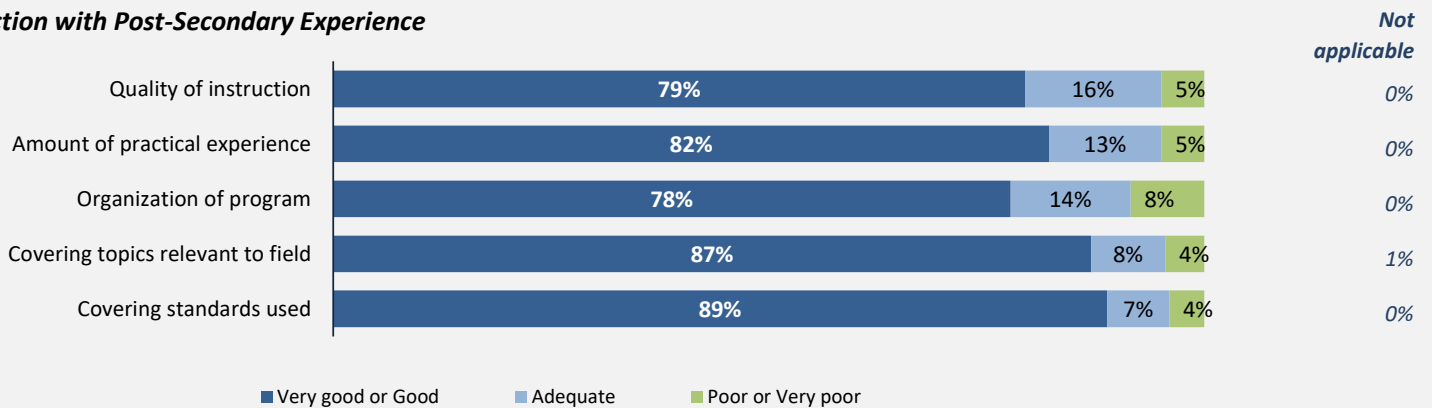
said they were very satisfied or satisfied with the education they received.

Skill Development



Percentages are based on those who gave a valid rating, excluding those who said Not applicable.

Satisfaction with Post-Secondary Experience



Percentages are based on those who gave a valid rating, excluding those who said Not applicable.