

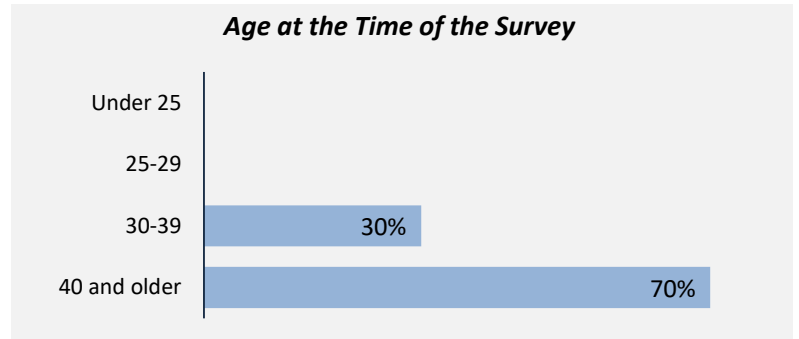
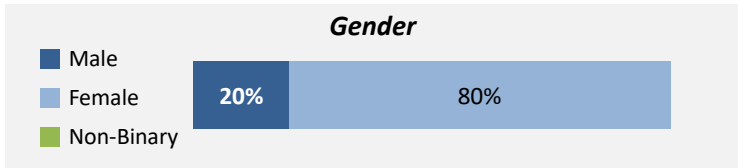
Applied filters:

CPC: VCC: Interior Design;

Cohort	23
Respondents	10
Response Rate	43%

Description of Survey Respondents

Demographics



Aboriginal Identity
0%
Based on domestic students only.

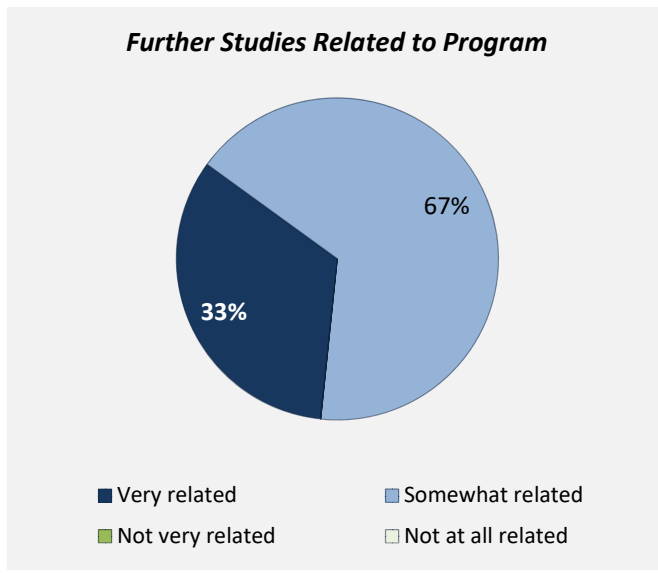
Median Age
43

Further Education

30%
 took further studies after graduating from their program
n = 3

100%
 of those who had taken further studies said their program prepared them well

20%
 of respondents were currently studying



Of those who took further studies at a different institution:
67%
 expected transfer credit
n = 2


Of those who expected transfer credit:
100%
 Received transfer credit

100%
 were very satisfied or satisfied with their transfer experience

Past Education

40% of respondents had taken previous post-secondary education *n = 4*

Respondents were asked if they took ABE or ESL courses during or prior to their studies



Adult Basic Education
0%

English as a Second Language
40%

Credentials are based on those who had taken previous post-secondary education. Respondents could report more than one type of post-secondary credential.

Applied filters:

CPC: VCC: Interior Design;


Cohort	23
Respondents	10
Response Rate	43%

Employment Outcomes



The "Employment rate" is the number employed as a percentage of all respondents. The "Unemployment rate" is the number of unemployed as a percentage of respondents in the labour force.

Of those employed: n = 9



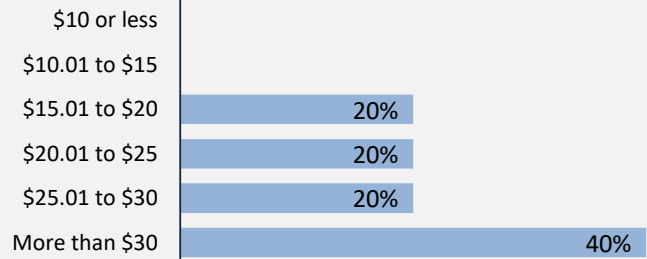
Weekly Hours Worked (median, main job)

30

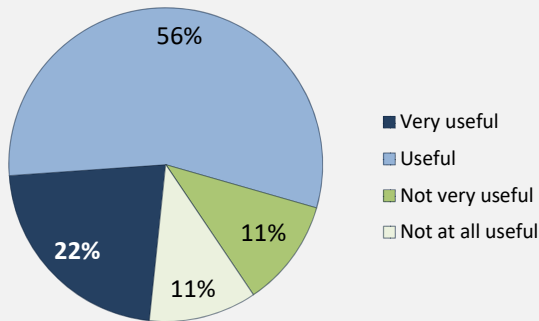
Hourly Wage (median, main job)

\$30

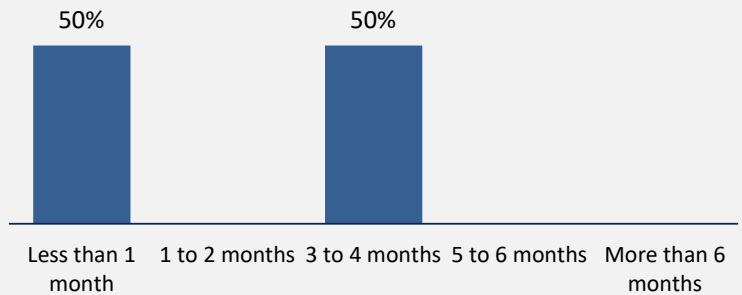
Hourly Wage Group (main job)



Skills and Knowledge Gained Useful in Performing Job



Time Spent Looking for Employment



Top Occupations (4-digit NOC)

	# Employed	% of those employed
5242: Interior designers and interior decorators	6	67%
6421: Retail salespersons	1	11%
0423: Managers in social, community and correctional services	1	11%
0631: Restaurant and food service managers	1	11%
Total of top occupations	9	100%
Total employed	9	

Applied filters:

CPC: VCC: Interior Design;

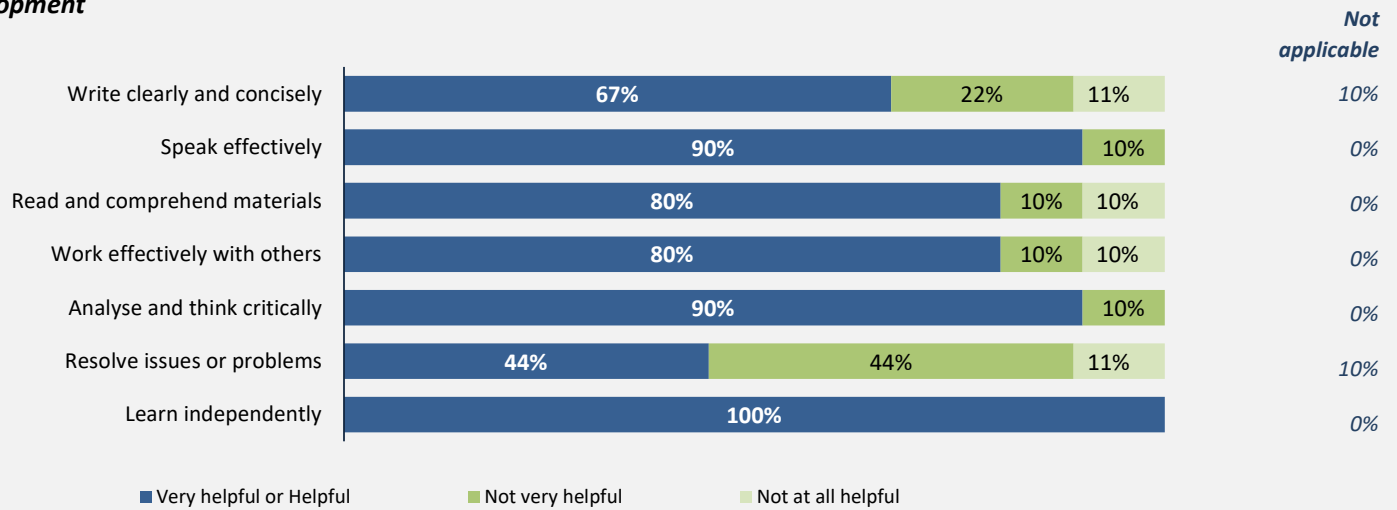
Cohort 23
 Respondents 10
 Response Rate 43%

Skill Development and Post-Secondary Experience

70%

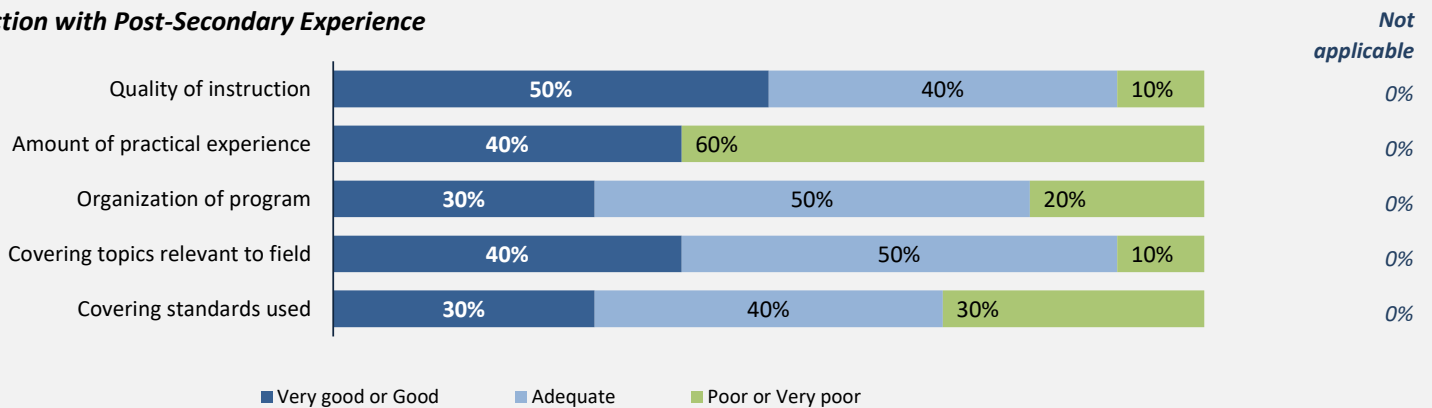
said they were very satisfied or satisfied with the education they received.

Skill Development



Percentages are based on those who gave a valid rating, excluding those who said Not applicable.

Satisfaction with Post-Secondary Experience



Percentages are based on those who gave a valid rating, excluding those who said Not applicable.