

Summary of Survey Results: 2019-2023

Trades Training Type:
Progressive apprenticeship, Traditional apprenticeship, Trades foundation, and Trades-related vocational programs

Applied filters:

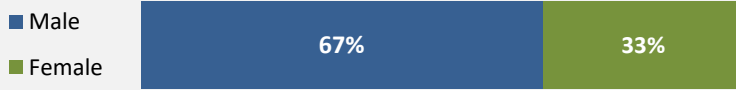
CPC: VCC: Building Manager (Residential);

Cohort Respondents 96
Response Rate 48
50%

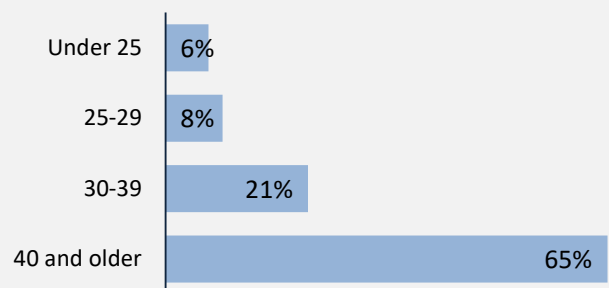
Description of Survey Respondents

Demographics

Gender



Age at the Time of the Survey



Aboriginal Identity

2%

Based on domestic students only

Median Age

47

About the Respondents

13%

relocated from their hometown to attend program


8%

*took **Adult Basic Education** courses during or prior to their trades training program*

15%

*took **English as a Second Language** courses during or prior to their trades training program*

Region respondents were living in at the time of the survey



Summary of Survey Results: 2019-2023

Trades Training Type:

Progressive apprenticeship, Traditional apprenticeship, Trades foundation, and Trades-related vocational programs

Applied filters:

CPC: VCC: Building Manager (Residential);

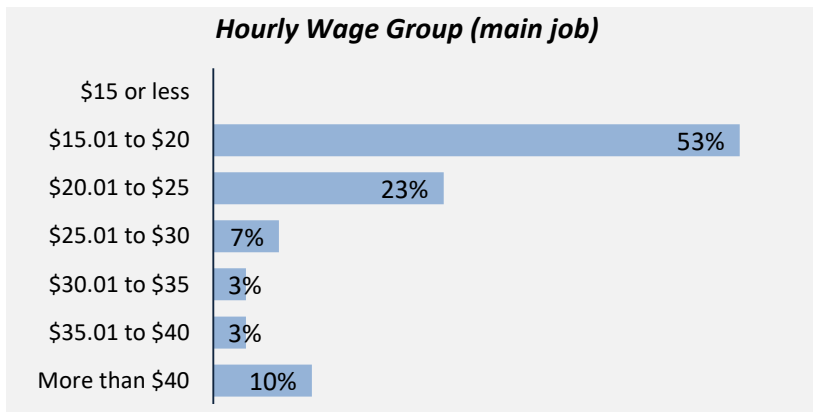
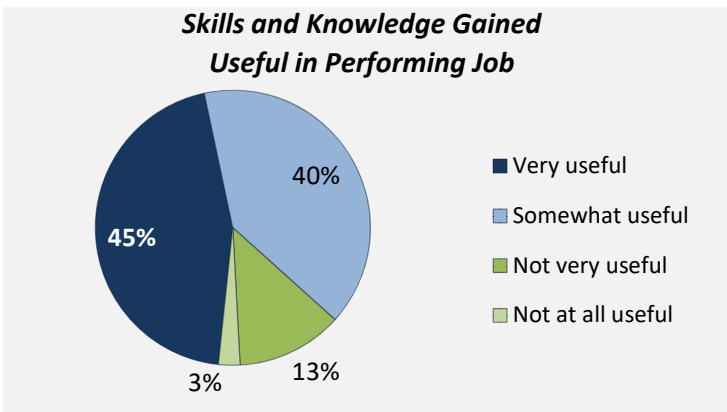
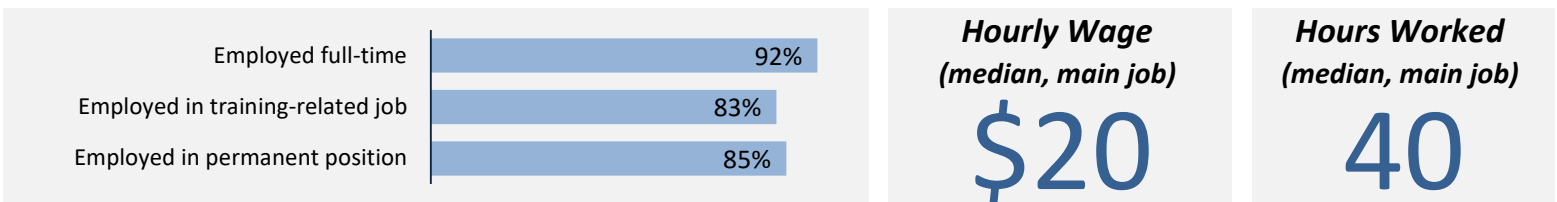
Cohort	96
Respondents	48
Response Rate	50%

Employment Outcomes



The "Employment rate" is the number employed as a percentage of all respondents.
The "Unemployment rate" is the number of unemployed as a percentage of respondents in the labour force.

Of those employed: n = 40



Top Occupations (4-digit NOC)	# employed	% of those employed
1224: Property administrators	12	30%
6733: Janitors, caretakers and building superintendents	9	23%
6315: Cleaning supervisors	2	5%
6525: Hotel front desk clerks	2	5%
0714: Facility operation and maintenance managers	2	5%
6742: Other service support occupations, n.e.c.	1	3%
1122: Professional occupations in business management consulting	1	3%
4212: Social and community service workers	1	3%
0711: Construction managers	1	3%
0631: Restaurant and food service managers	1	3%
Total of top occupations	32	80%
Total employed	40	

Summary of Survey Results: 2019-2023

Trades Training Type:

Progressive apprenticeship, Traditional apprenticeship, Trades foundation, and Trades-related vocational programs

Applied filters:

CPC: VCC: Building Manager (Residential);

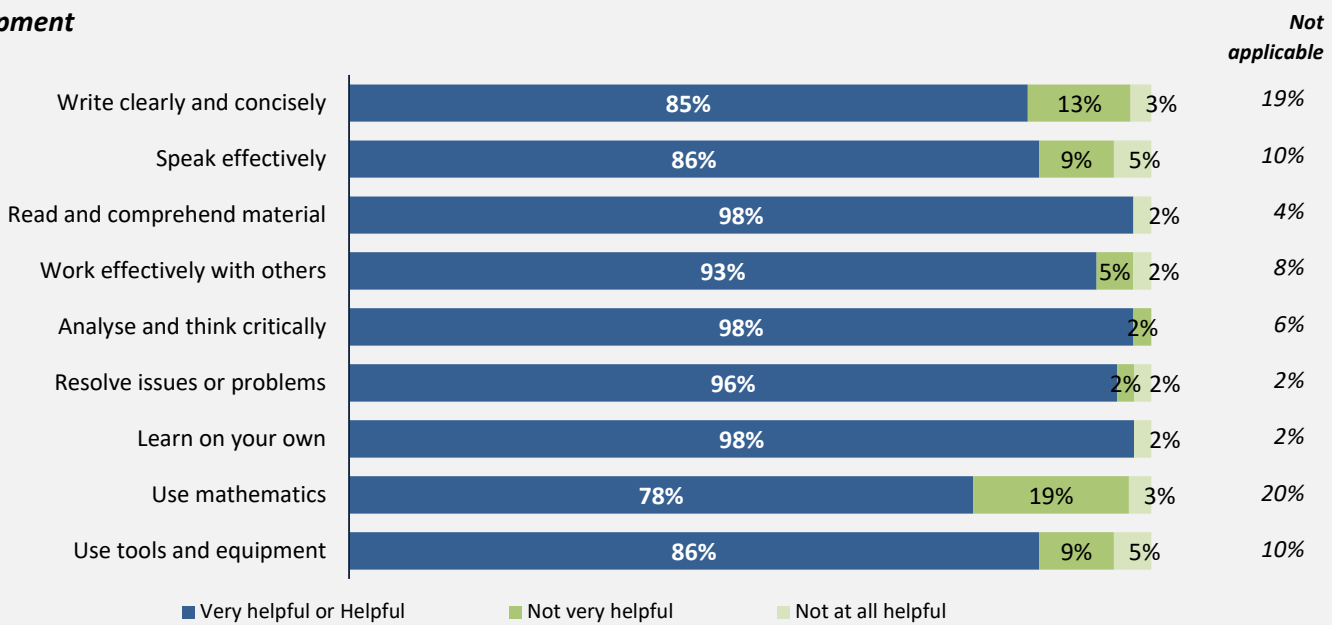
Cohort	96
Respondents	48
Response Rate	50%

Skill Development and Post-Secondary Experience

96%

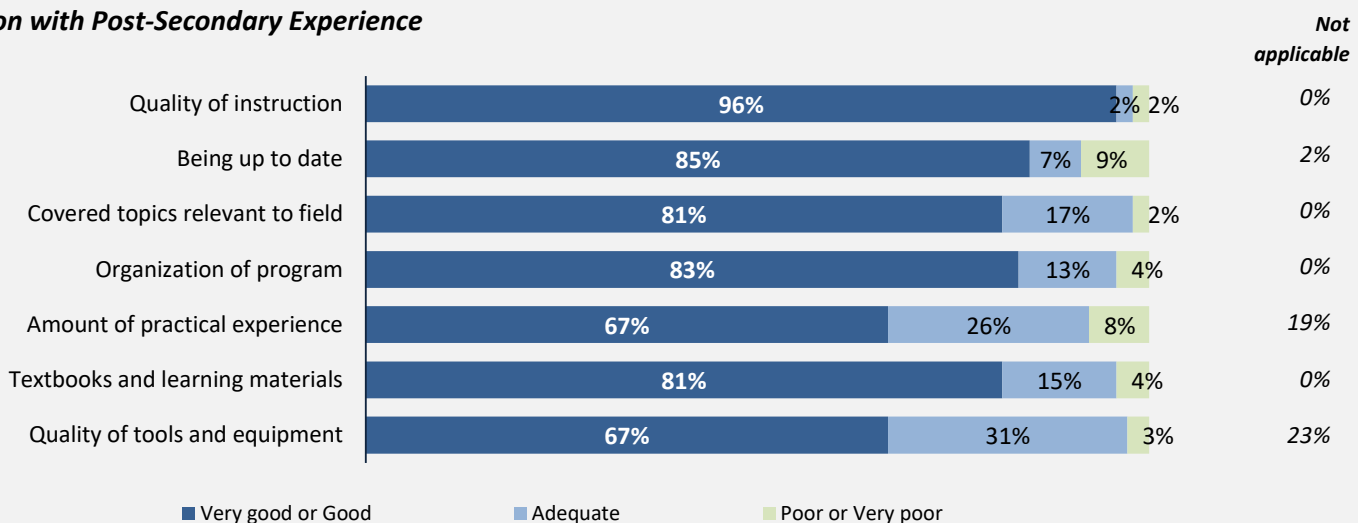
said they were very satisfied or satisfied with the education they received.

Skill Development



Percentages are based on those who gave a valid rating, excluding those who said not applicable.

Satisfaction with Post-Secondary Experience



Percentages are based on those who gave a valid rating, excluding those who said not applicable.

Summary of Survey Results: 2019-2023

Trades Training Type:

Trades foundation, Trades-related vocational programs

Applied filters:

CPC: VCC: Building Manager (Residential);

Cohort	96
Respondents	48
Response Rate	50%

Trades foundation & Trades-related vocational programs

Employment After Leaving School

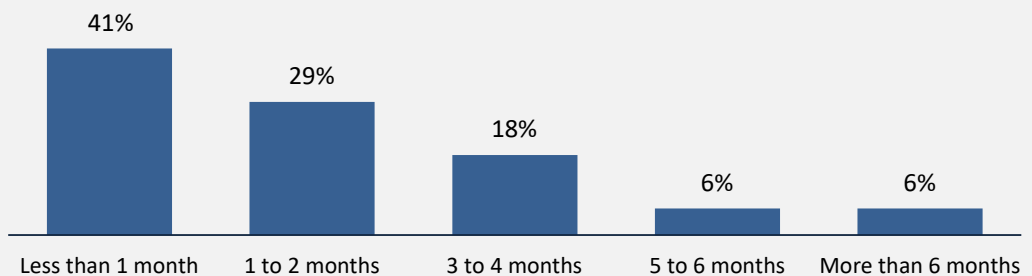
55%

had the same job before or while they were attending school

100%

said their education was useful in getting their job

Time spent looking for employment



Excludes employed respondents who said they had the same job while attending their program

n = 17

Other Education

Trades-related vocational respondents only, results are shown for the education they took before and after their program.

32%

took further studies after completing their program
n = 15

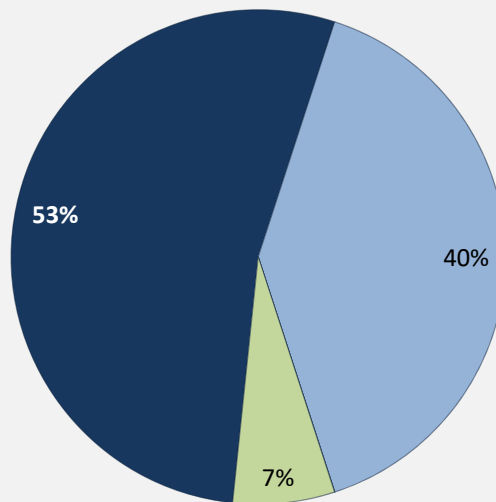
100%

of those who had taken further studies said their program prepared them well

13%

of respondents were currently studying
n = 6

Further studies related to program



Very related Somewhat related
Not very related Not at all related

Of those who took further studies at a different institution:

10%

expected transfer credit
n = 1

Of those who expected transfer credit:

—
received transfer credit

—
were very satisfied or satisfied with their transfer experience

Summary of Survey Results: 2019-2023

Trades Training Type:

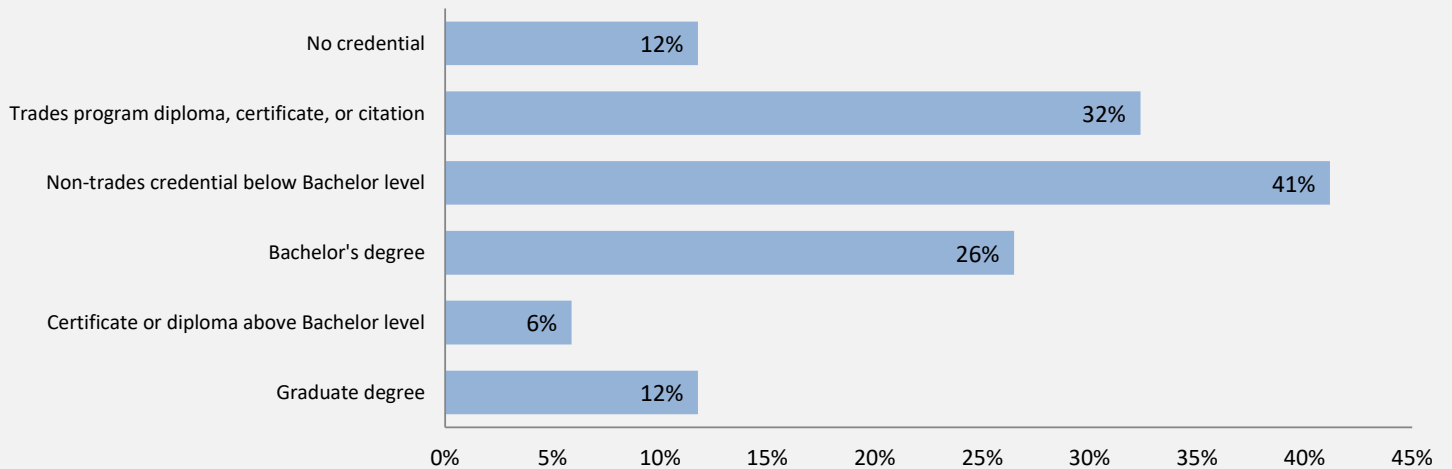
Trades foundation, Trades-related vocational programs

Applied filters:

CPC: VCC: Building Manager (Residential);

Cohort	96
Respondents	48
Response Rate	50%

71% had taken *previous* post-secondary education n = 34



Based on those who had taken previous post-secondary education.
Respondents could report more than one type of post-secondary credential.

Transition to Apprenticeship n = -
The following results are for Trades foundation respondents only.

—
of Trades foundation respondents tried to get employment as an apprentice after they left their program

—
of those who tried to get employment as an apprentice were successful

