

Summary of Survey Results: 2018 to 2022

Trades Training Type:

Progressive apprenticeship, Traditional apprenticeship, Trades foundation, and Trades-related vocational programs

Applied filters:

CPC: VCC: Autobody Apprentice;

Cohort 108
Respondents 50
Response Rate 46%

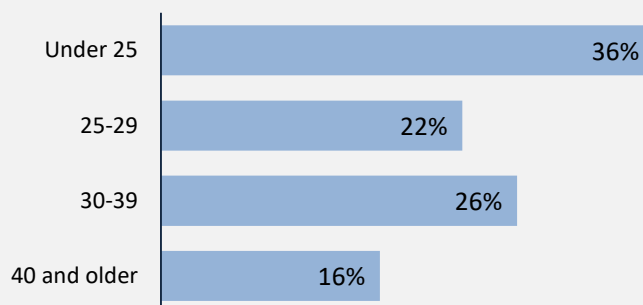
Description of Survey Respondents

Demographics

Gender



Age at the Time of the Survey



Aboriginal Identity

4%

Based on domestic students only

Median Age

27

About the Respondents

14%

relocated from their hometown to attend program


0%

*took **Adult Basic Education** courses during or prior to their trades training program*

2%

*took **English as a Second Language** courses during or prior to their trades training program*

Region respondents were living in at the time of the survey



Summary of Survey Results: 2018 to 2022

Trades Training Type:

Progressive apprenticeship, Traditional apprenticeship, Trades foundation, and Trades-related vocational programs

Applied filters:

CPC: VCC: Autobody Apprentice;

Cohort 108
Respondents 50
Response Rate 46%

Employment Outcomes

In the labour force

96%

Employment rate

96%

Unemployment rate


0.0%

The "Employment rate" is the number employed as a percentage of all respondents.

The "Unemployment rate" is the number of unemployed as a percentage of respondents in the labour force.

Of those employed:

n = 48



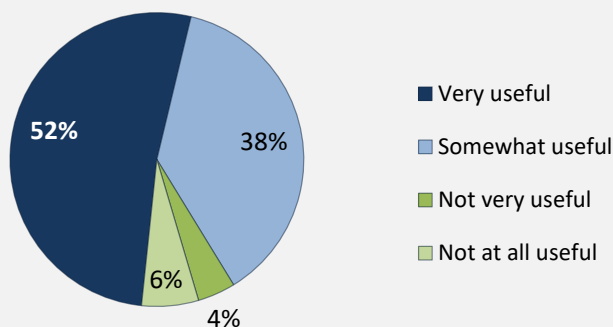
Hourly Wage
(median, main job)

\$23

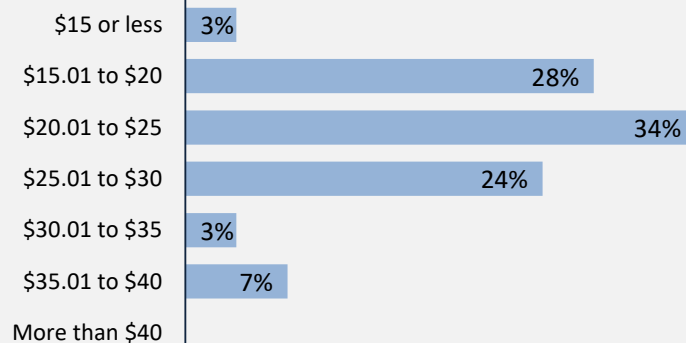
Hours Worked
(median, main job)

40

Skills and Knowledge Gained Useful in Performing Job



Hourly Wage Group (main job)



Top Occupations (4-digit NOC)

	# employed	% of those employed
7322: Motor vehicle body repairers	37	77%
7321: Automotive service technicians, truck and bus mechanics and mechanical repairers	5	10%
XXXX: Unclassified occupations	2	4%
7452: Material handlers	1	2%
7514: Delivery and courier service drivers	1	2%
6732: Specialized cleaners	1	2%
1411: General office support workers	1	2%

Total of top occupations 48 100%
Total employed 48 Page 2 of 4

Summary of Survey Results: 2018 to 2022

Trades Training Type:

Progressive apprenticeship, Traditional apprenticeship, Trades foundation, and Trades-related vocational programs

Applied filters:

CPC: VCC: Autobody Apprentice;

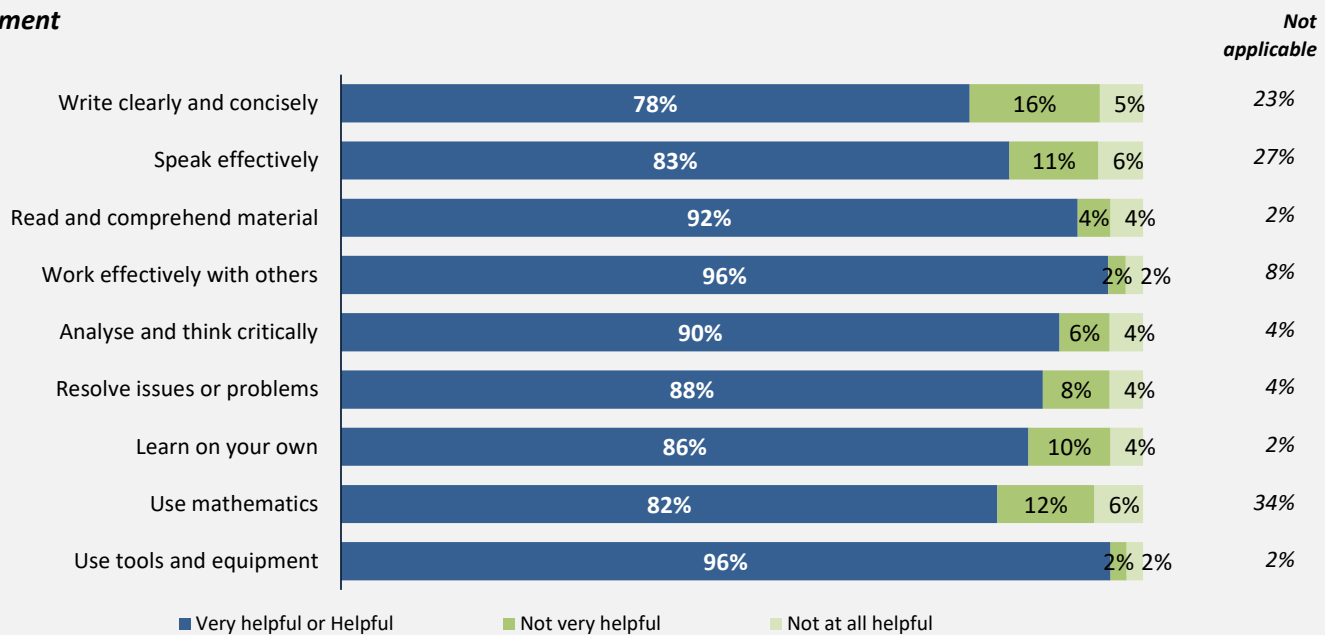
Cohort	108
Respondents	50
Response Rate	46%

Skill Development and Post-Secondary Experience

92%

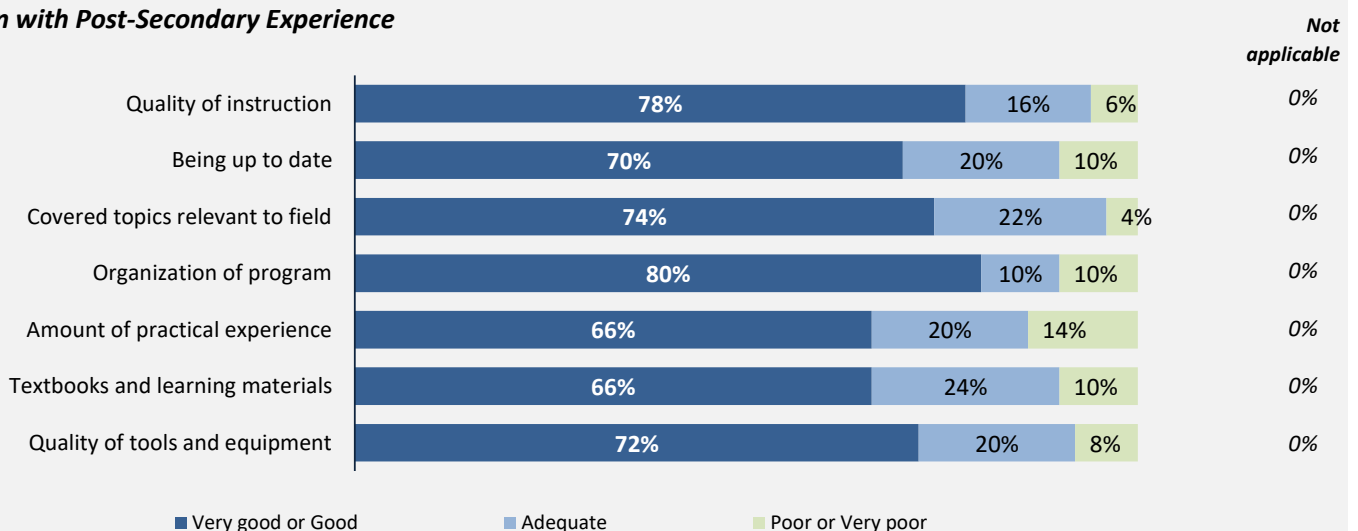
said they were very satisfied or satisfied with the education they received.

Skill Development



Percentages are based on those who gave a valid rating, excluding those who said not applicable.

Satisfaction with Post-Secondary Experience



Percentages are based on those who gave a valid rating, excluding those who said not applicable.

Summary of Survey Results: 2018 to 2022

Trades Training Type:
Progressive apprenticeship, Traditional apprenticeship

Applied filters:

CPC: VCC: Autobody Apprentice;

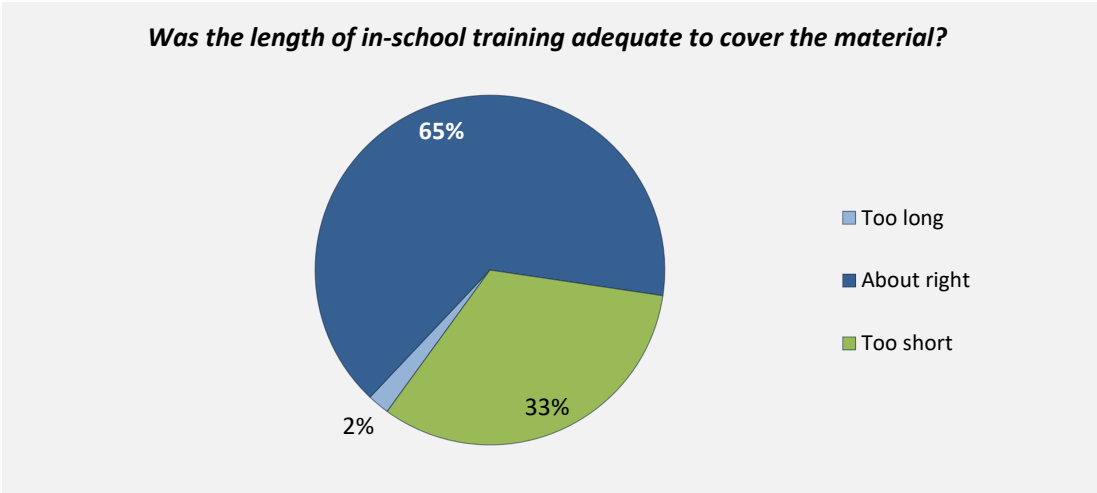
Cohort	108
Respondents	50
Response Rate	46%

Apprenticeship programs

In-School Experiences

78%
obtained their
Certificate of Qualification

83%
said the knowledge and skills gained
in their program were useful in
preparing to write the Certificate of
Qualification or Red Seal certification
exams



Workplace Experiences

84%
said they were very satisfied or satisfied with
their **workplace training**

90%
said their workplace training was
related to their in-school training

100%
were **employed as an apprentice**
during their program

Employment After Leaving School

100% of employed respondents found a job in their trade,
including those who had a job to return to after their training

100%
had a **job in their trade**
to return to after their training

68%
were still working
for the same employer

