

# Summary of Survey Results: 2019-2023

Trades Training Type:

*Progressive apprenticeship, Traditional apprenticeship, Trades foundation, and Trades-related vocational programs*

**Applied filters:**

CPC: VCC: Auto Tech Apprentice;

Cohort	67
Respondents	34
Response Rate	51%

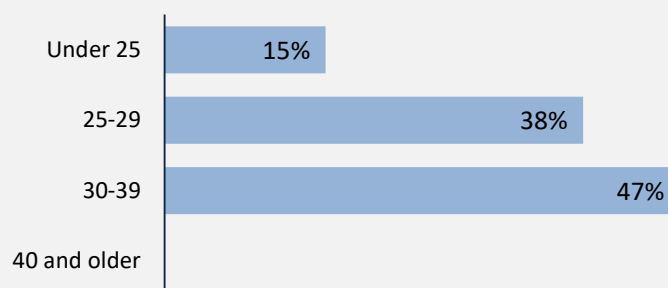
## Description of Survey Respondents

### Demographics

#### Gender



#### Age at the Time of the Survey



#### Aboriginal Identity

0%

*Based on domestic students only*

#### Median Age

29

### About the Respondents

12%

*relocated from their hometown to attend program*


3%

*took **Adult Basic Education** courses during or prior to their trades training program*

0%

*took **English as a Second Language** courses during or prior to their trades training program*

### Region respondents were living in at the time of the survey



# Summary of Survey Results: 2019-2023

Trades Training Type:

*Progressive apprenticeship, Traditional apprenticeship, Trades foundation, and Trades-related vocational programs*

**Applied filters:**

CPC: VCC: Auto Tech Apprentice;

<b>Cohort</b>	<b>67</b>
<b>Respondents</b>	<b>34</b>
<b>Response Rate</b>	<b>51%</b>

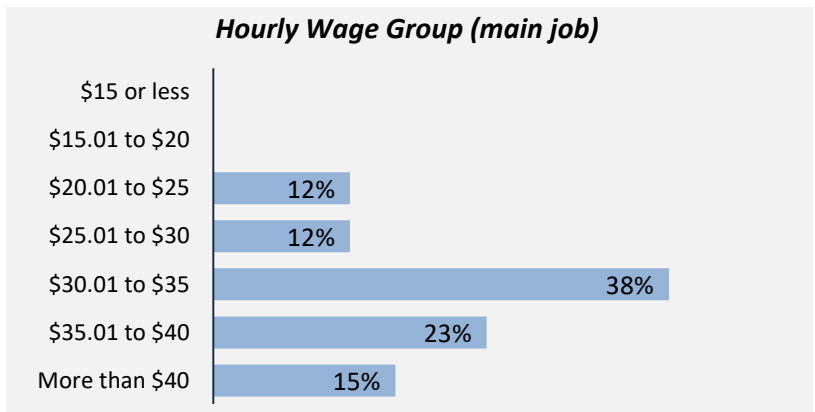
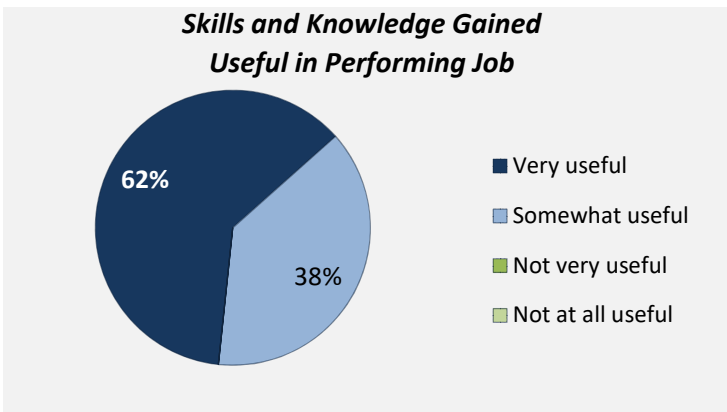
## Employment Outcomes

<p><b>In the labour force</b></p> <h1>100%</h1>	<p><b>Employment rate</b></p> <h1>100%</h1>	<p><b>Unemployment rate</b></p> <h1>0.0%</h1>
---	---	---

The "Employment rate" is the number employed as a percentage of all respondents.  
 The "Unemployment rate" is the number of unemployed as a percentage of respondents in the labour force.

### Of those employed: n = 34

<table border="0"> <tr> <td>Employed full-time</td> <td style="text-align: right;">100%</td> </tr> <tr> <td>Employed in training-related job</td> <td style="text-align: right;">91%</td> </tr> <tr> <td>Employed in permanent position</td> <td style="text-align: right;">97%</td> </tr> </table>	Employed full-time	100%	Employed in training-related job	91%	Employed in permanent position	97%	<p><b>Hourly Wage</b> (median, main job)</p> <h1>\$34</h1>	<p><b>Hours Worked</b> (median, main job)</p> <h1>40</h1>
Employed full-time	100%							
Employed in training-related job	91%							
Employed in permanent position	97%							



Top Occupations (4-digit NOC)	# employed	% of those employed
7321: Automotive service technicians, truck and bus mechanics and mechanical repairers	25	74%
7312: Heavy-duty equipment mechanics	2	6%
1522: Storekeepers and partspersons	1	3%
7205: Contractors and supervisors, other construction trades, installers, repairers and servicers	1	3%
7301: Contractors and supervisors, mechanic trades	1	3%
7535: Other automotive mechanical installers and servicers	1	3%
7314: Railway carmen/women	1	3%
0621: Retail and wholesale trade managers	1	3%
9614: Labourers in wood, pulp and paper processing	1	3%
<b>Total of top occupations</b>	<b>34</b>	<b>100%</b>
<b>Total employed</b>	<b>34</b>	

# Summary of Survey Results: 2019-2023

Trades Training Type:

*Progressive apprenticeship, Traditional apprenticeship, Trades foundation, and Trades-related vocational programs*

**Applied filters:**

CPC: VCC: Auto Tech Apprentice;

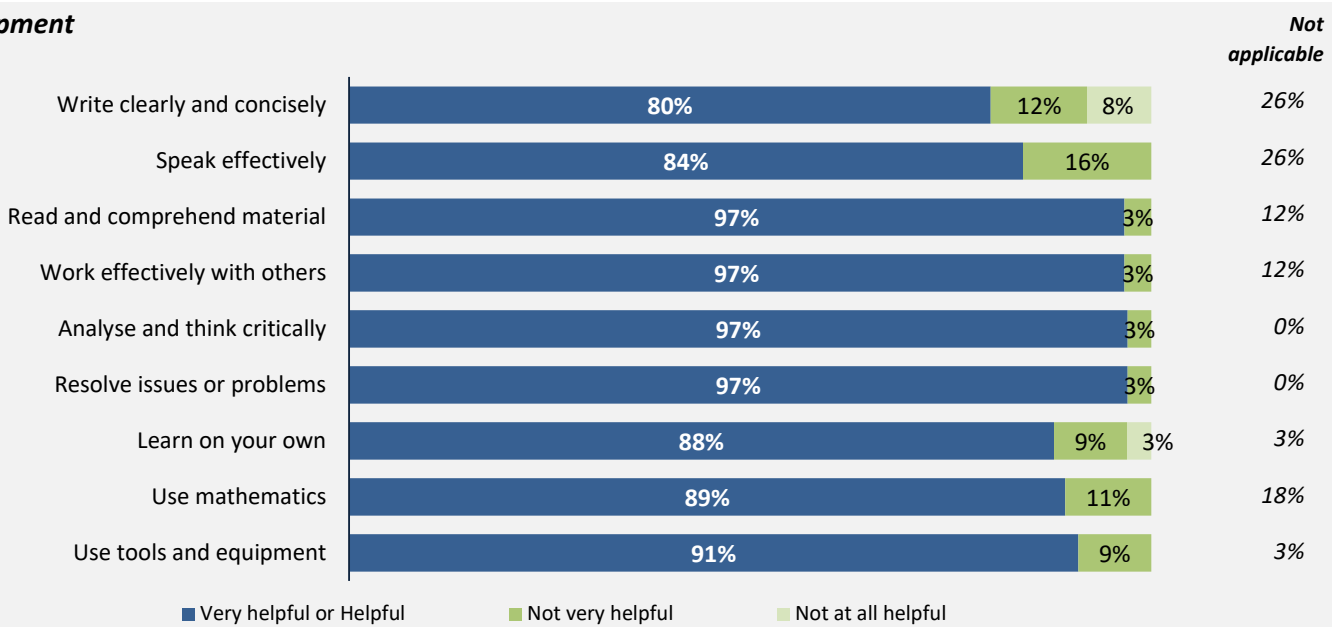
<b>Cohort</b>	<b>67</b>
<b>Respondents</b>	<b>34</b>
<b>Response Rate</b>	<b>51%</b>

## Skill Development and Post-Secondary Experience

# 100%

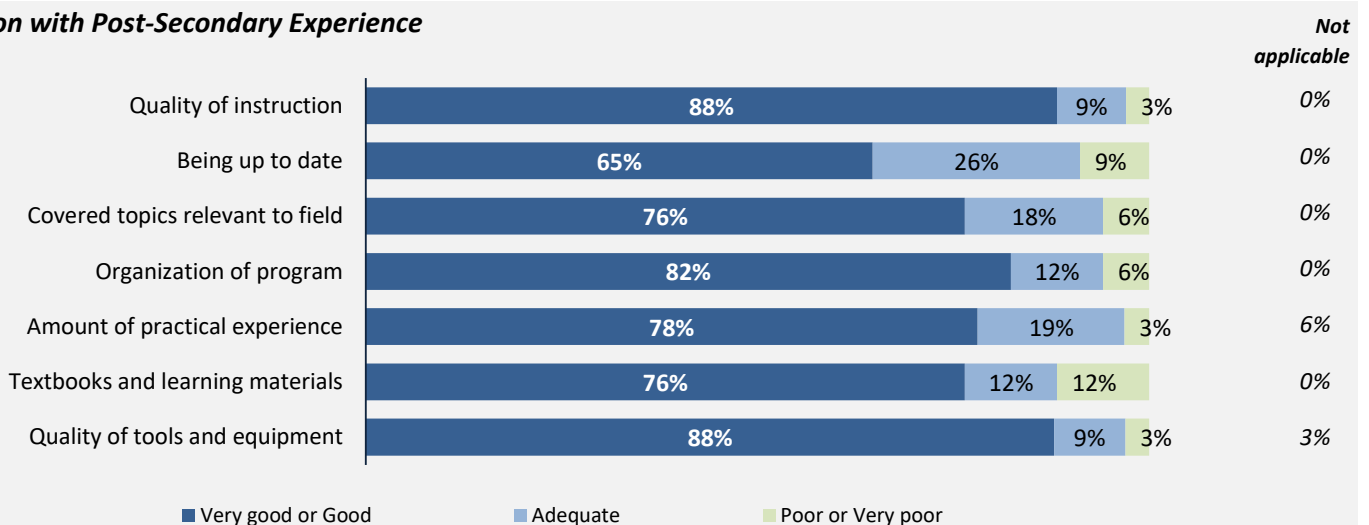
said they were very satisfied or satisfied with the education they received.

### Skill Development



Percentages are based on those who gave a valid rating, excluding those who said not applicable.

### Satisfaction with Post-Secondary Experience



Percentages are based on those who gave a valid rating, excluding those who said not applicable.

# Summary of Survey Results: 2019-2023

Trades Training Type:

*Progressive apprenticeship, Traditional apprenticeship*

**Applied filters:**

CPC: VCC: Auto Tech Apprentice;

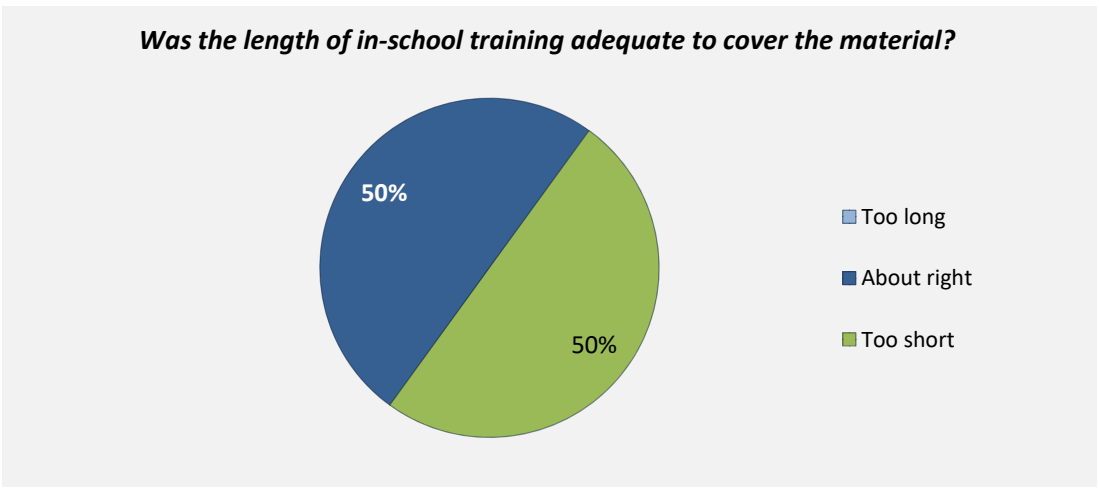
Cohort	67
Respondents	34
Response Rate	51%

## Apprenticeship programs

### In-School Experiences

**97%**  
obtained their  
Certificate of Qualification

**91%**  
said the knowledge and skills  
gained in their program were useful  
in preparing to write the Certificate  
of Qualification or Red Seal  
certification exams



### Workplace Experiences

**97%**  
said they were very satisfied or satisfied with  
their **workplace training**

**91%**  
said their workplace training was  
**related to their in-school training**

**100%**  
were **employed as an apprentice**  
during their program

### Employment After Leaving School

**97%** of employed respondents found a job in their trade,  
including those who had a job to return to after their training

**97%**  
had a **job in their trade**  
to return to after their training

**70%**  
were still working  
for the same employer



# Summary of Survey Results: 2019-2023

Trades Training Type:

*Progressive apprenticeship, Traditional apprenticeship, Trades foundation, and Trades-related vocational programs*

**Applied filters:**

CPC: VCC: Automotive Service Technician Apprenticeship Level 1;

Cohort	141
Respondents	55
Response Rate	39%

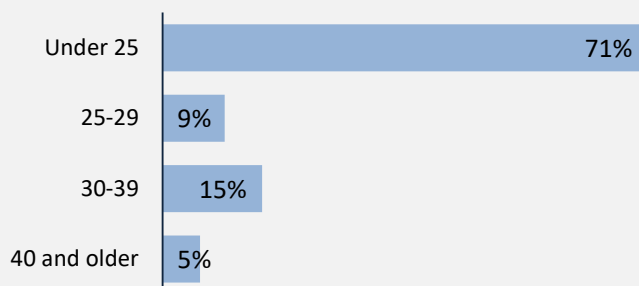
## Description of Survey Respondents

### Demographics

#### Gender



#### Age at the Time of the Survey



#### Aboriginal Identity

2%

*Based on domestic students only*

#### Median Age

20

### About the Respondents

15%

*relocated from their hometown to attend program*


0%

*took **Adult Basic Education** courses during or prior to their trades training program*

2%

*took **English as a Second Language** courses during or prior to their trades training program*

### Region respondents were living in at the time of the survey



# Summary of Survey Results: 2019-2023

Trades Training Type:

*Progressive apprenticeship, Traditional apprenticeship, Trades foundation, and Trades-related vocational programs*

**Applied filters:**

CPC: VCC: Automotive Service Technician Apprenticeship Level 1;

<b>Cohort</b>	<b>141</b>
<b>Respondents</b>	<b>55</b>
<b>Response Rate</b>	<b>39%</b>

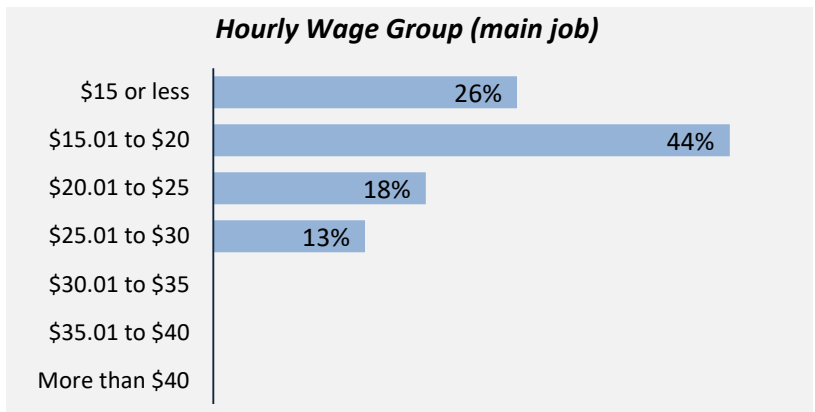
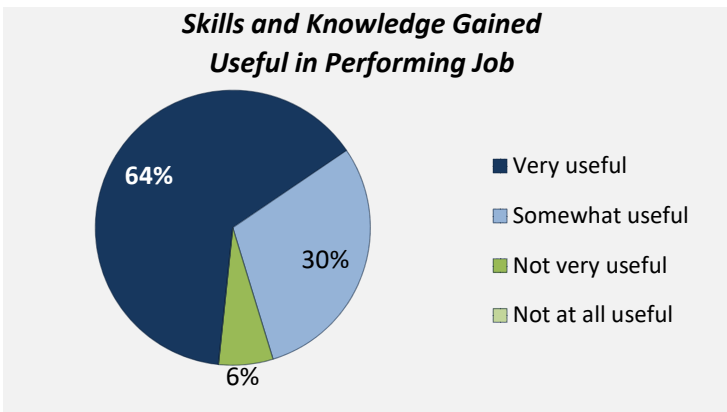
## Employment Outcomes

<p><b>In the labour force</b></p> <p><b>96%</b></p>	<p><b>Employment rate</b></p> <p><b>89%</b></p>	<p><b>Unemployment rate</b></p> <p><b>7.8%</b></p>
---	---	--

The "Employment rate" is the number employed as a percentage of all respondents.  
 The "Unemployment rate" is the number of unemployed as a percentage of respondents in the labour force.

### Of those employed: n = 47

<table border="0"> <tr> <td>Employed full-time</td> <td style="text-align: right;">96%</td> </tr> <tr> <td>Employed in training-related job</td> <td style="text-align: right;">91%</td> </tr> <tr> <td>Employed in permanent position</td> <td style="text-align: right;">86%</td> </tr> </table>	Employed full-time	96%	Employed in training-related job	91%	Employed in permanent position	86%	<p><b>Hourly Wage</b> (median, main job)</p> <p><b>\$17</b></p>	<p><b>Hours Worked</b> (median, main job)</p> <p><b>40</b></p>
Employed full-time	96%							
Employed in training-related job	91%							
Employed in permanent position	86%							



Top Occupations (4-digit NOC)	# employed	% of those employed
7321: Automotive service technicians, truck and bus mechanics and mechanical repairers	32	68%
7535: Other automotive mechanical installers and servicers	5	11%
6622: Store shelf stockers, clerks and order fillers	3	6%
XXXX: Unclassified occupations	2	4%
7313: Heating, refrigeration and air conditioning mechanics	1	2%
6611: Cashiers	1	2%
6552: Other customer and information services representatives	1	2%
7612: Other trades helpers and labourers	1	2%
6742: Other service support occupations, n.e.c.	1	2%
<b>Total of top occupations</b>	<b>47</b>	<b>100%</b>
<b>Total employed</b>	<b>47</b>	

# Summary of Survey Results: 2019-2023

Trades Training Type:

*Progressive apprenticeship, Traditional apprenticeship, Trades foundation, and Trades-related vocational programs*

**Applied filters:**

CPC: VCC: Automotive Service Technician Apprenticeship Level 1;

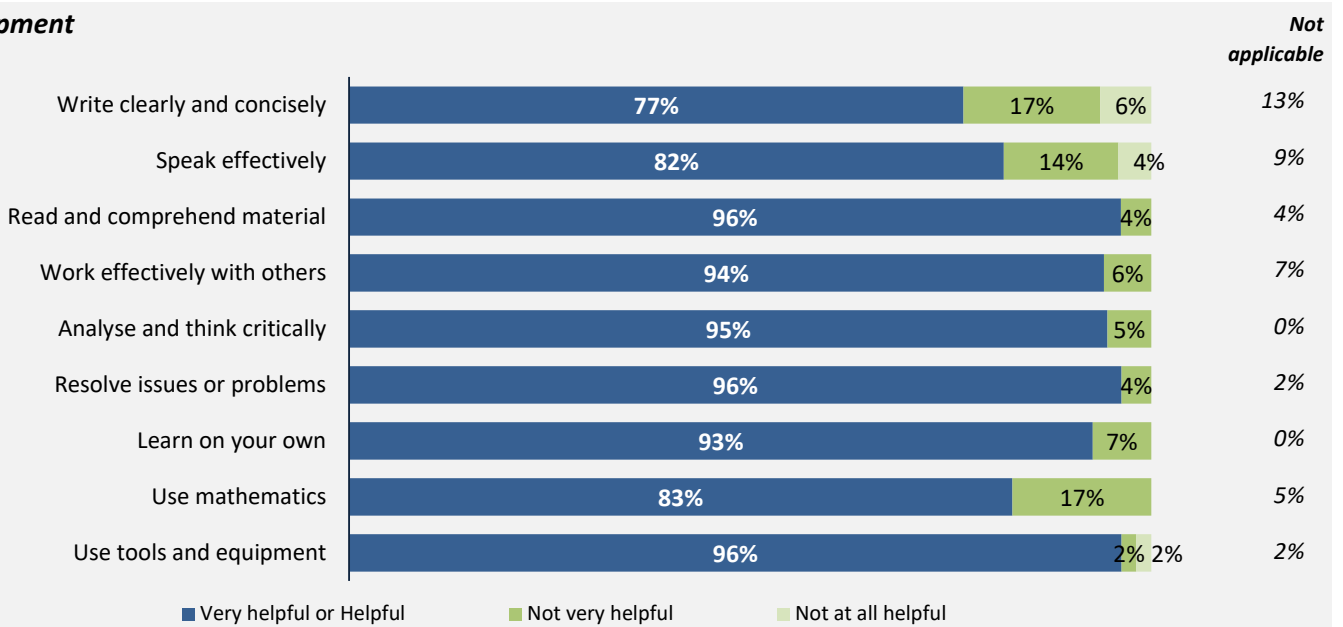
<b>Cohort</b>	<b>141</b>
<b>Respondents</b>	<b>55</b>
<b>Response Rate</b>	<b>39%</b>

## Skill Development and Post-Secondary Experience

# 96%

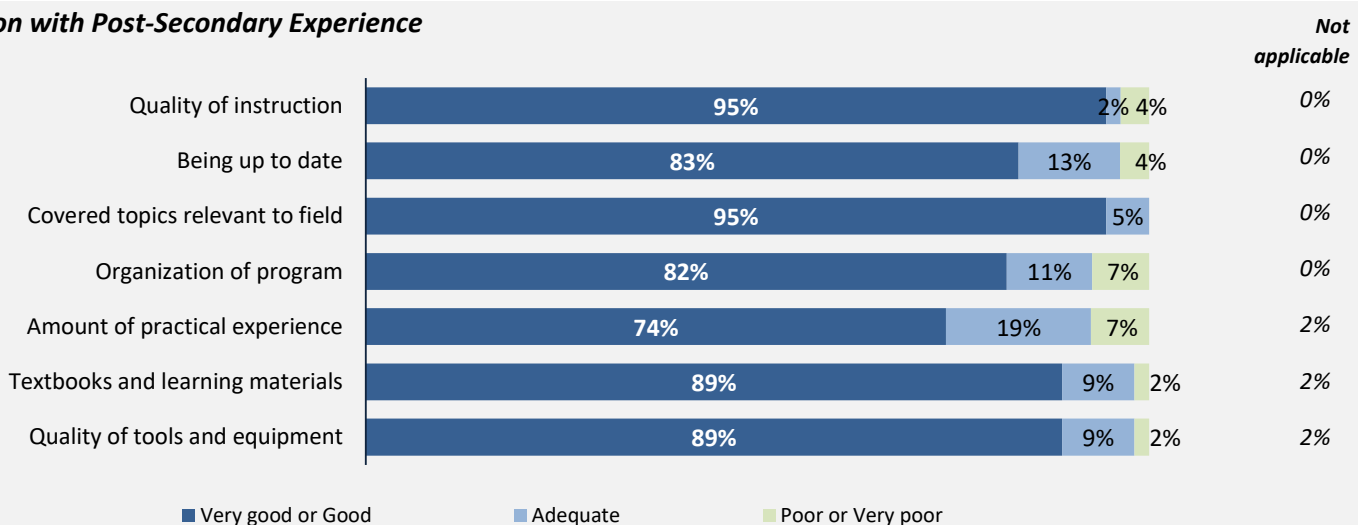
said they were very satisfied or satisfied with the education they received.

### Skill Development



Percentages are based on those who gave a valid rating, excluding those who said not applicable.

### Satisfaction with Post-Secondary Experience



Percentages are based on those who gave a valid rating, excluding those who said not applicable.

**Applied filters:**

CPC: VCC: Automotive Service Technician Apprenticeship Level 1;

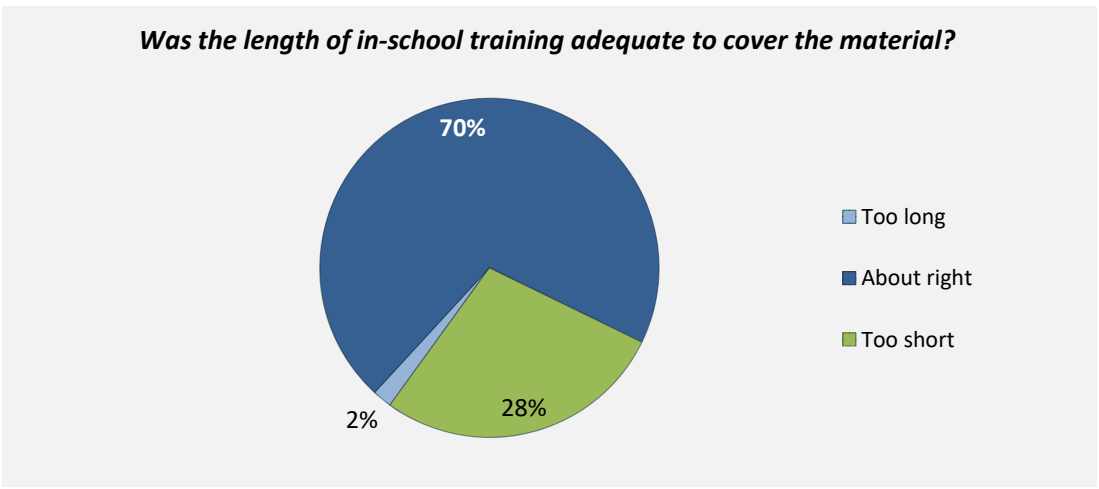
<b>Cohort</b>	<b>141</b>
<b>Respondents</b>	<b>55</b>
<b>Response Rate</b>	<b>39%</b>

## Apprenticeship programs

### In-School Experiences

**70%**  
 obtained their  
 Certificate of Qualification

**98%**  
 said the knowledge and skills  
 gained in their program were useful  
 in preparing to write the Certificate  
 of Qualification or Red Seal  
 certification exams



### Workplace Experiences

**91%**  
 said they were very satisfied or satisfied with  
 their **workplace training**

**85%**  
 said their workplace training was  
 related to their **in-school training**

**90%**  
 were **employed as an apprentice**  
 during their program

### Employment After Leaving School

**83%** of employed respondents found a job in their trade,  
 including those who had a job to return to after their training

**72%**  
 had a **job in their trade**  
 to return to after their training

**64%**  
 were still working  
 for the same employer





# Summary of Survey Results: 2019-2023

Trades Training Type:

*Progressive apprenticeship, Traditional apprenticeship, Trades foundation, and Trades-related vocational programs*

**Applied filters:**

CPC: VCC: Automotive Service Technician Apprenticeship Level 2;

Cohort	97
Respondents	53
Response Rate	55%

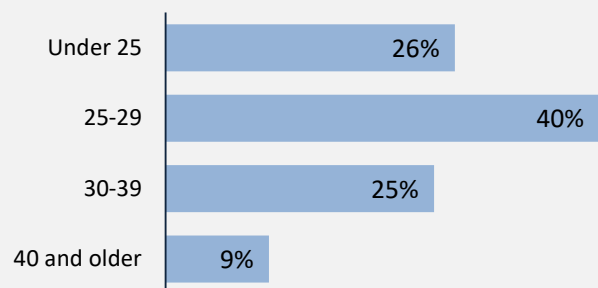
## Description of Survey Respondents

### Demographics

#### Gender



#### Age at the Time of the Survey



#### Aboriginal Identity

2%

*Based on domestic students only*

#### Median Age

26

### About the Respondents

9%

*relocated from their hometown to attend program*


8%

*took **Adult Basic Education** courses during or prior to their trades training program*

6%

*took **English as a Second Language** courses during or prior to their trades training program*

### Region respondents were living in at the time of the survey



# Summary of Survey Results: 2019-2023

Trades Training Type:

*Progressive apprenticeship, Traditional apprenticeship, Trades foundation, and Trades-related vocational programs*

**Applied filters:**

CPC: VCC: Automotive Service Technician Apprenticeship Level 2;

<b>Cohort</b>	<b>97</b>
<b>Respondents</b>	<b>53</b>
<b>Response Rate</b>	<b>55%</b>

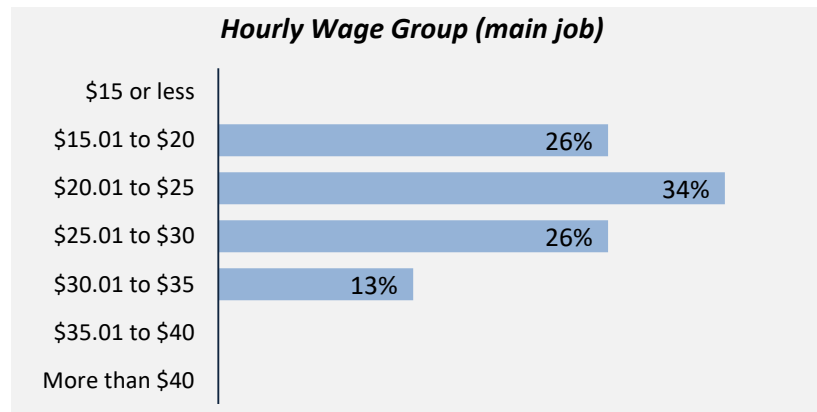
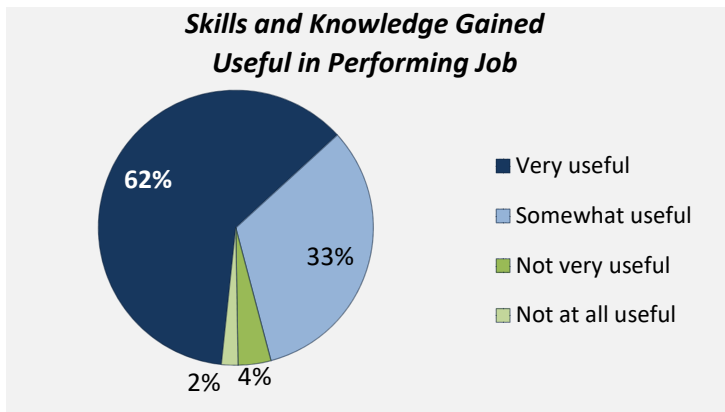
## Employment Outcomes

<p><b>In the labour force</b></p> <h1>100%</h1>	<p><b>Employment rate</b></p> <h1>100%</h1>	<p><b>Unemployment rate</b></p> <h1>0.0%</h1>
---	---	---

The "Employment rate" is the number employed as a percentage of all respondents.  
 The "Unemployment rate" is the number of unemployed as a percentage of respondents in the labour force.

### Of those employed: n = 52

<table border="0"> <tr> <td style="padding-right: 10px;">Employed full-time</td> <td style="text-align: right;">100%</td> </tr> <tr> <td style="padding-right: 10px;">Employed in training-related job</td> <td style="text-align: right;">94%</td> </tr> <tr> <td style="padding-right: 10px;">Employed in permanent position</td> <td style="text-align: right;">100%</td> </tr> </table>	Employed full-time	100%	Employed in training-related job	94%	Employed in permanent position	100%	<p><b>Hourly Wage</b> (median, main job)</p> <h1>\$24</h1>	<p><b>Hours Worked</b> (median, main job)</p> <h1>40</h1>
Employed full-time	100%							
Employed in training-related job	94%							
Employed in permanent position	100%							



Top Occupations (4-digit NOC)	# employed	% of those employed
7321: Automotive service technicians, truck and bus mechanics and mechanical repairers	48	92%
XXXX: Unclassified occupations	2	4%
7384: Other trades and related occupations, n.e.c.	1	2%
7233: Sheet metal workers	1	2%
<b>Total of top occupations</b>		<b>52</b>
<b>Total employed</b>		<b>52</b>

# Summary of Survey Results: 2019-2023

Trades Training Type:

*Progressive apprenticeship, Traditional apprenticeship, Trades foundation, and Trades-related vocational programs*

**Applied filters:**

CPC: VCC: Automotive Service Technician Apprenticeship Level 2;

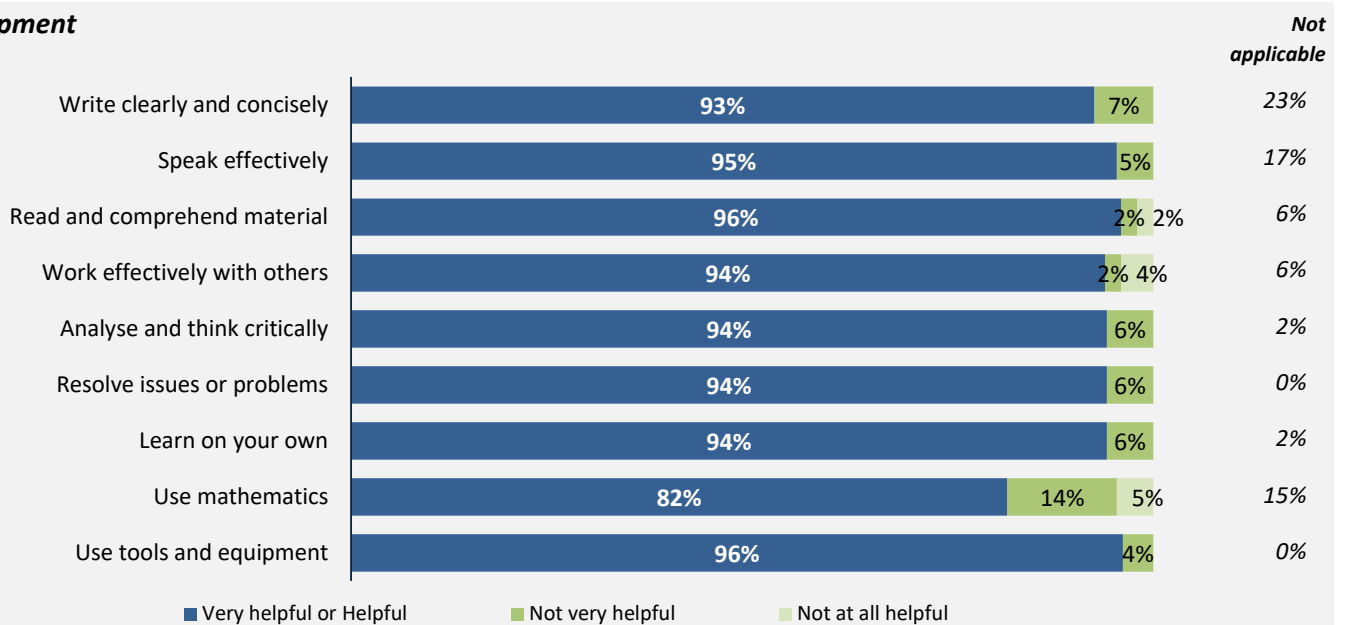
<b>Cohort</b>	<b>97</b>
<b>Respondents</b>	<b>53</b>
<b>Response Rate</b>	<b>55%</b>

## Skill Development and Post-Secondary Experience

# 98%

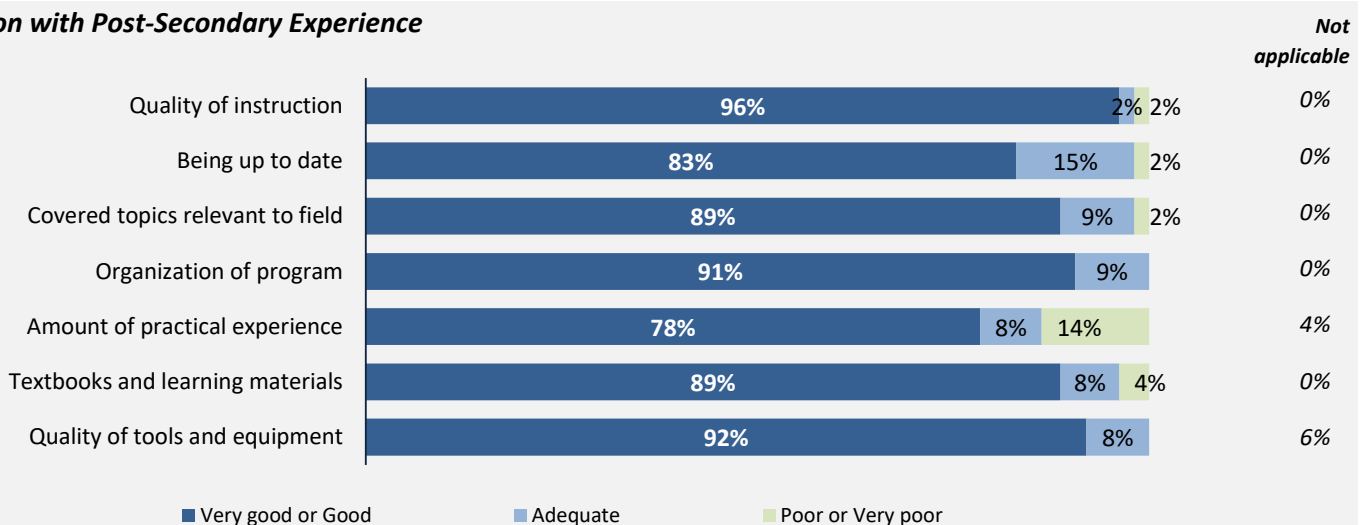
said they were very satisfied or satisfied with the education they received.

### Skill Development



Percentages are based on those who gave a valid rating, excluding those who said not applicable.

### Satisfaction with Post-Secondary Experience



Percentages are based on those who gave a valid rating, excluding those who said not applicable.

# Summary of Survey Results: 2019-2023

Trades Training Type:

*Progressive apprenticeship, Traditional apprenticeship*

**Applied filters:**

CPC: VCC: Automotive Service Technician Apprenticeship Level 2;

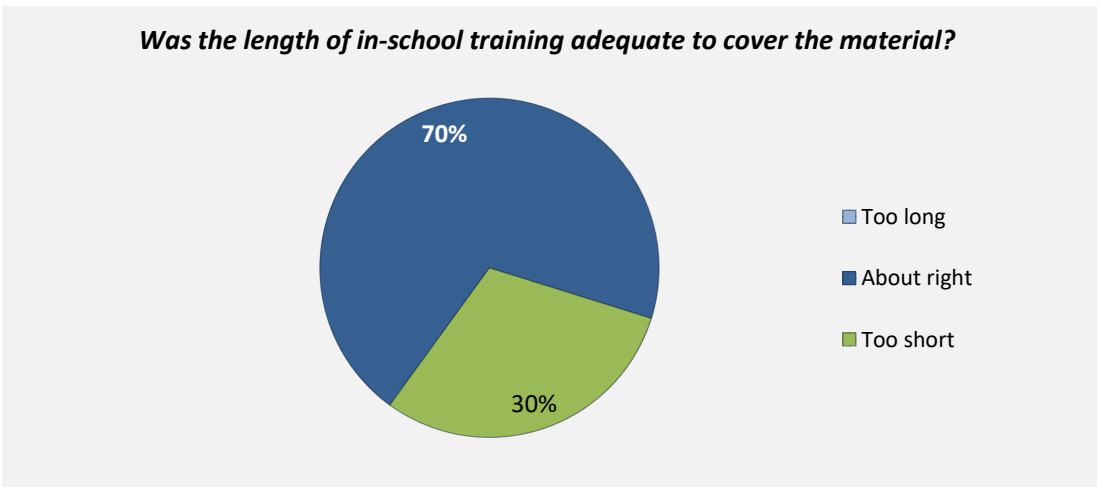
Cohort	97
Respondents	53
Response Rate	55%

## Apprenticeship programs

### In-School Experiences

**82%**  
obtained their  
Certificate of Qualification

**100%**  
said the knowledge and skills  
gained in their program were useful  
in preparing to write the Certificate  
of Qualification or Red Seal  
certification exams



### Workplace Experiences

**87%**  
said they were very satisfied or satisfied with  
their **workplace training**

**91%**  
said their workplace training was  
**related to their in-school training**

**100%**  
were **employed as an apprentice**  
during their program

### Employment After Leaving School

**98%** of employed respondents found a job in their trade,  
including those who had a job to return to after their training

**96%**  
had a **job in their trade**  
to return to after their training



**81%**  
were still working  
for the same employer

# Summary of Survey Results: 2019-2023

Trades Training Type:  
*Progressive apprenticeship, Traditional apprenticeship, Trades foundation, and Trades-related vocational programs*

**Applied filters:**

CPC: VCC: Automotive Service Technician Apprenticeship Level 3;

Cohort	56
Respondents	30
Response Rate	54%

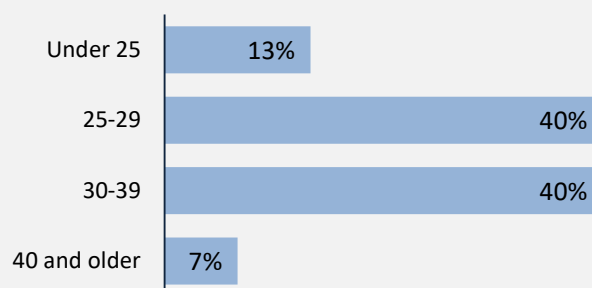
## Description of Survey Respondents

### Demographics

#### Gender



#### Age at the Time of the Survey



#### Aboriginal Identity

11%

*Based on domestic students only*

#### Median Age

29

### About the Respondents

21%

*relocated from their hometown to attend program*


7%

*took **Adult Basic Education** courses during or prior to their trades training program*

4%

*took **English as a Second Language** courses during or prior to their trades training program*

### Region respondents were living in at the time of the survey





# Summary of Survey Results: 2019-2023

Trades Training Type:

*Progressive apprenticeship, Traditional apprenticeship, Trades foundation, and Trades-related vocational programs*

**Applied filters:**

CPC: VCC: Automotive Service Technician Apprenticeship Level 3;

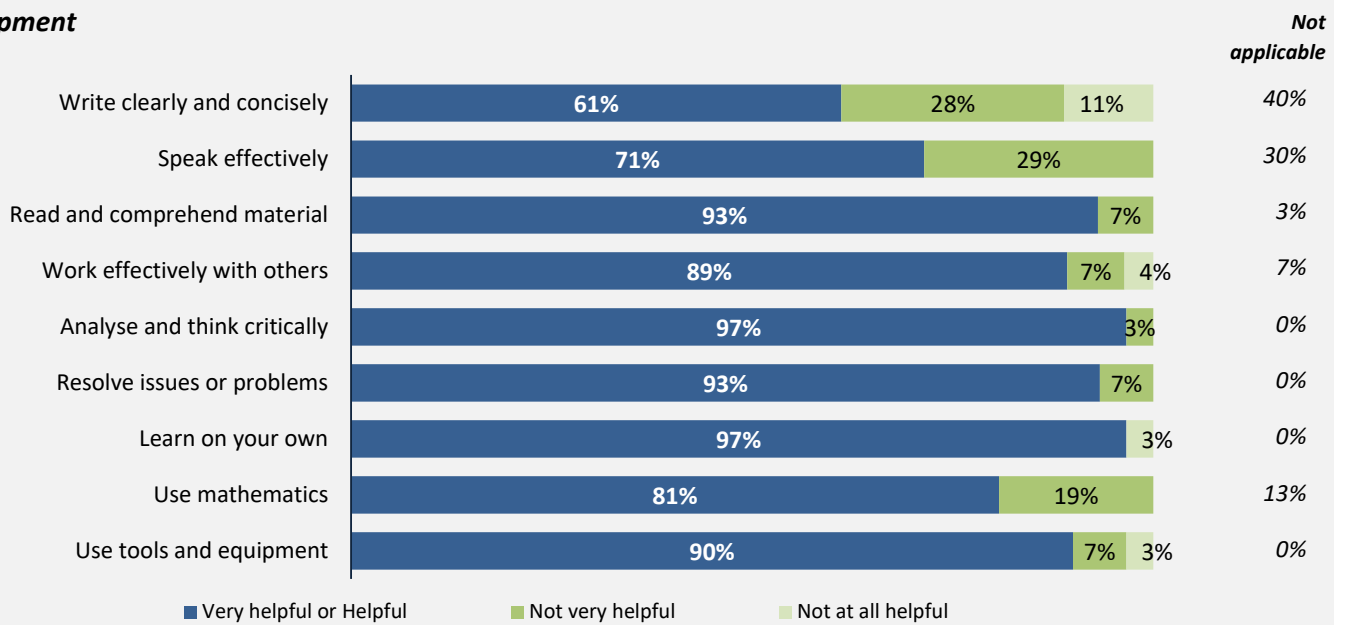
<b>Cohort</b>	<b>56</b>
<b>Respondents</b>	<b>30</b>
<b>Response Rate</b>	<b>54%</b>

## Skill Development and Post-Secondary Experience

# 93%

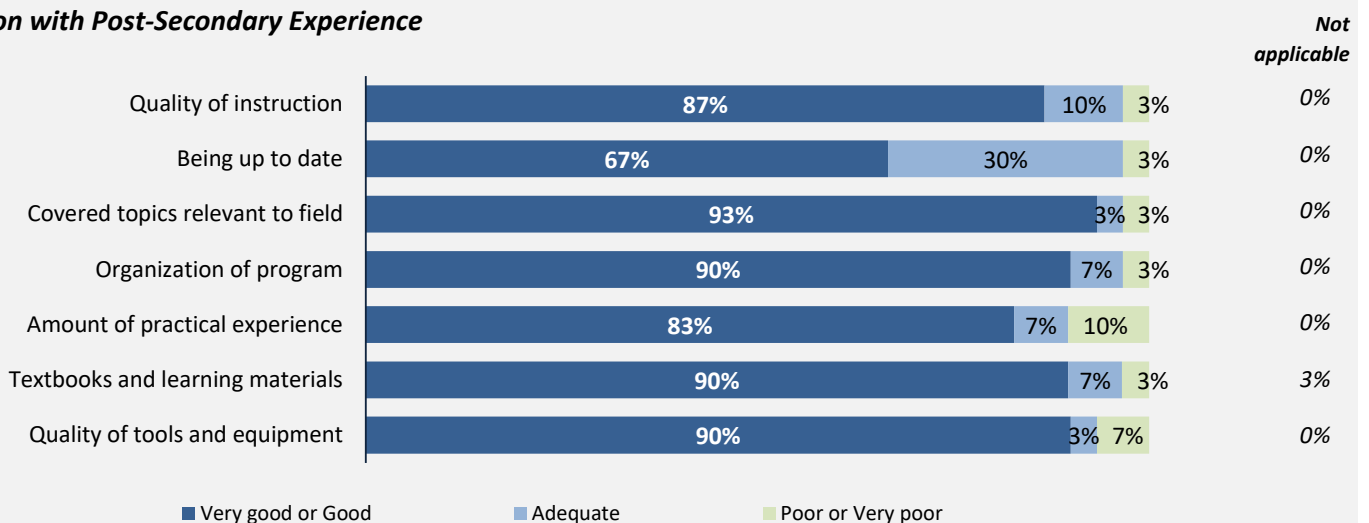
said they were very satisfied or satisfied with the education they received.

### Skill Development



Percentages are based on those who gave a valid rating, excluding those who said not applicable.

### Satisfaction with Post-Secondary Experience



Percentages are based on those who gave a valid rating, excluding those who said not applicable.

# Summary of Survey Results: 2019-2023

Trades Training Type:

*Progressive apprenticeship, Traditional apprenticeship*

**Applied filters:**

CPC: VCC: Automotive Service Technician Apprenticeship Level 3;

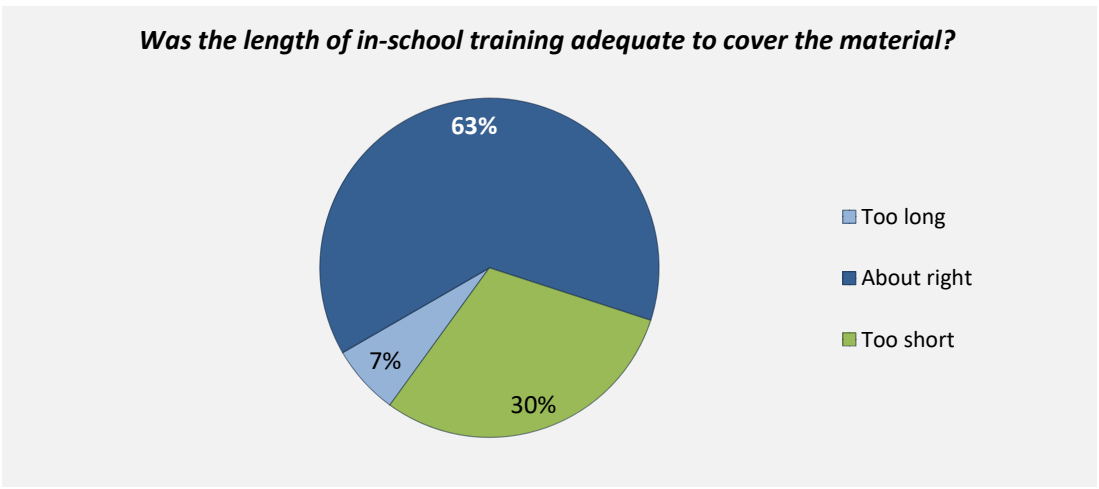
<i>Cohort</i>	<b>56</b>
<i>Respondents</i>	<b>30</b>
<i>Response Rate</i>	<b>54%</b>

## Apprenticeship programs

### In-School Experiences

**82%**  
obtained their Certificate of Qualification

**90%**  
said the knowledge and skills gained in their program were useful in preparing to write the Certificate of Qualification or Red Seal certification exams



### Workplace Experiences

**93%**  
said they were very satisfied or satisfied with their **workplace training**

**89%**  
said their workplace training was related to their in-school training

**97%**  
were **employed as an apprentice during their program**

### Employment After Leaving School

**100%** of employed respondents found a job in their trade, including those who had a job to return to after their training

**97%**  
had a **job in their trade** to return to after their training



**90%**  
were still working for the same employer