

Summary of Survey Results: 2019-2023

Trades Training Type:

Progressive apprenticeship, Traditional apprenticeship, Trades foundation, and Trades-related vocational programs

Applied filters:

CPC: VCC: Auto Collision Repair Technician;

Cohort	87
Respondents	40
Response Rate	46%

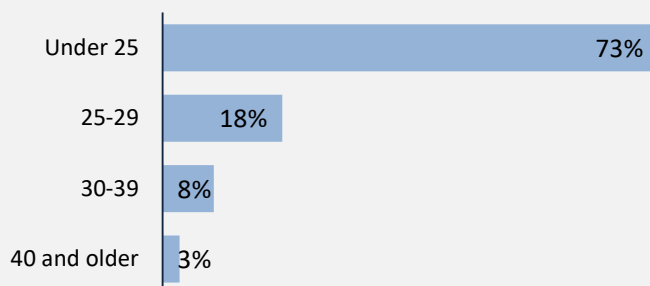
Description of Survey Respondents

Demographics

Gender



Age at the Time of the Survey



Aboriginal Identity

0%

Based on domestic students only

Median Age

21

About the Respondents

10%

relocated from their hometown to attend program


3%

*took **Adult Basic Education** courses during or prior to their trades training program*

3%

*took **English as a Second Language** courses during or prior to their trades training program*

Region respondents were living in at the time of the survey



Summary of Survey Results: 2019-2023

Trades Training Type:

Progressive apprenticeship, Traditional apprenticeship, Trades foundation, and Trades-related vocational programs

Applied filters:

CPC: VCC: Auto Collision Repair Technician;

Cohort	87
Respondents	40
Response Rate	46%

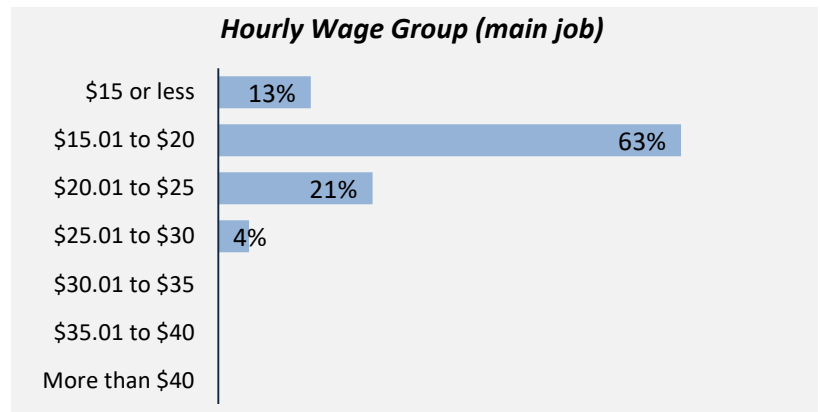
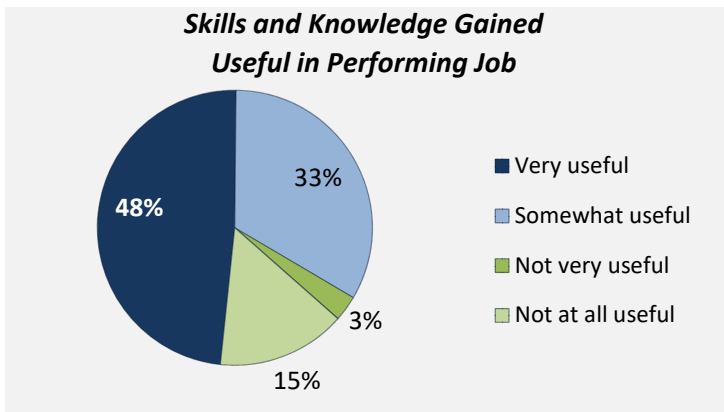
Employment Outcomes

<p>In the labour force</p> <h1>92%</h1>	<p>Employment rate</p> <h1>83%</h1>	<p>Unemployment rate</p> <h1>8.3%</h1>
--	--	---

The "Employment rate" is the number employed as a percentage of all respondents.
 The "Unemployment rate" is the number of unemployed as a percentage of respondents in the labour force.

Of those employed: n = 33

<table border="0"> <tr> <td style="padding-right: 10px;">Employed full-time</td> <td style="text-align: right;">97%</td> </tr> <tr> <td style="padding-right: 10px;">Employed in training-related job</td> <td style="text-align: right;">67%</td> </tr> <tr> <td style="padding-right: 10px;">Employed in permanent position</td> <td style="text-align: right;">93%</td> </tr> </table>	Employed full-time	97%	Employed in training-related job	67%	Employed in permanent position	93%	<p>Hourly Wage (median, main job)</p> <h1>\$18</h1>	<p>Hours Worked (median, main job)</p> <h1>40</h1>
Employed full-time	97%							
Employed in training-related job	67%							
Employed in permanent position	93%							



Top Occupations (4-digit NOC)	# employed	% of those employed
7322: Motor vehicle body repairers	16	48%
6732: Specialized cleaners	3	9%
7321: Automotive service technicians, truck and bus mechanics and mechanical repairers	2	6%
7452: Material handlers	2	6%
XXXX: Unclassified occupations	2	6%
2212: Geological and mineral technologists and technicians	1	3%
9461: Process control and machine operators, food and beverage processing	1	3%
1521: Shippers and receivers	1	3%
1312: Insurance adjusters and claims examiners	1	3%
7241: Electricians (except industrial and power system)	1	3%
Total of top occupations	30	91%
Total employed	33	

Summary of Survey Results: 2019-2023

Trades Training Type:

Progressive apprenticeship, Traditional apprenticeship, Trades foundation, and Trades-related vocational programs

Applied filters:

CPC: VCC: Auto Collision Repair Technician;

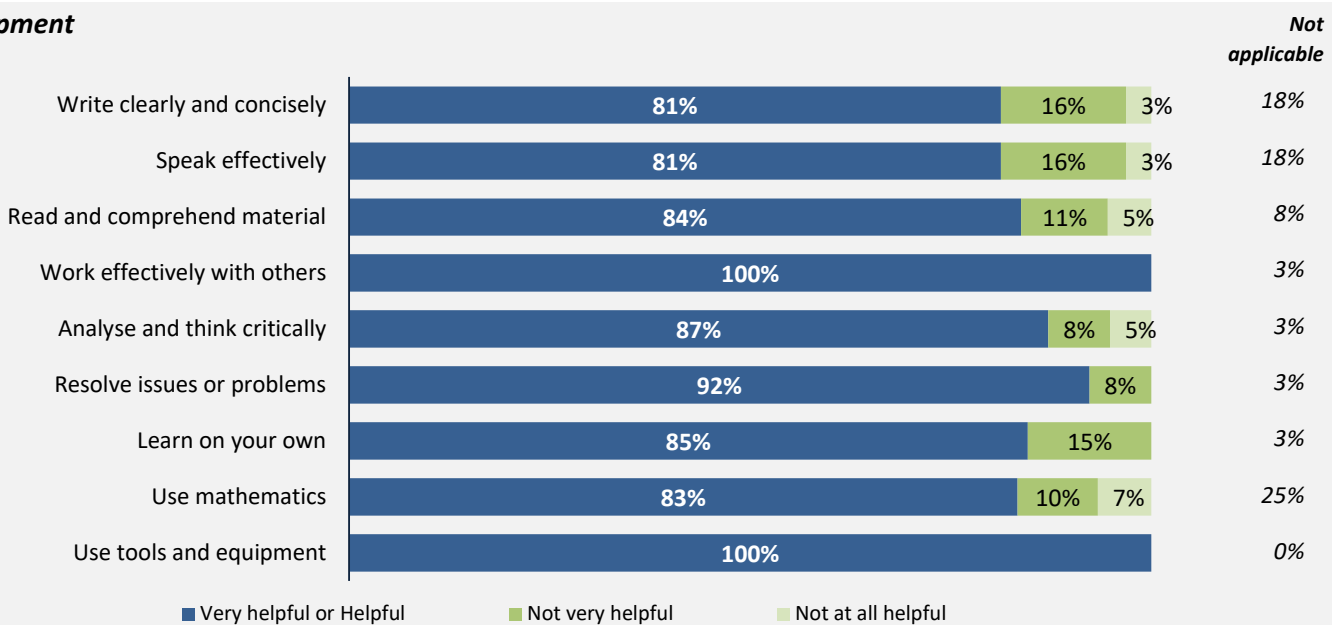
Cohort	87
Respondents	40
Response Rate	46%

Skill Development and Post-Secondary Experience

92%

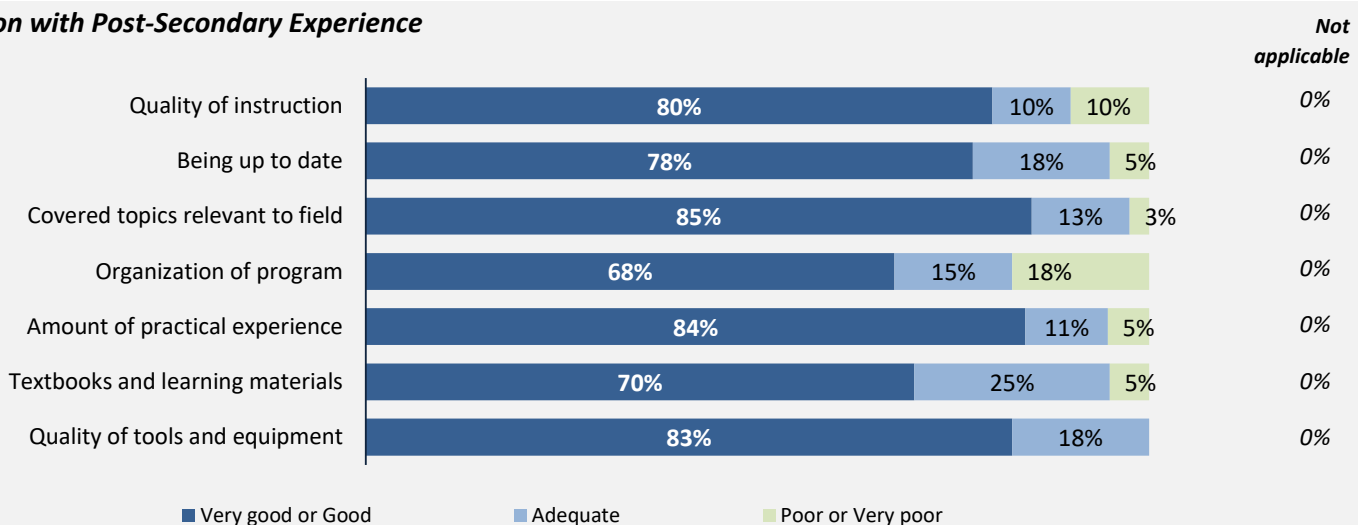
said they were very satisfied or satisfied with the education they received.

Skill Development



Percentages are based on those who gave a valid rating, excluding those who said not applicable.

Satisfaction with Post-Secondary Experience



Percentages are based on those who gave a valid rating, excluding those who said not applicable.

Summary of Survey Results: 2019-2023

Trades Training Type:

Trades foundation, Trades-related vocational programs

Applied filters:

CPC: VCC: Auto Collision Repair Technician;

Cohort	87
Respondents	40
Response Rate	46%

Trades foundation & Trades-related vocational programs

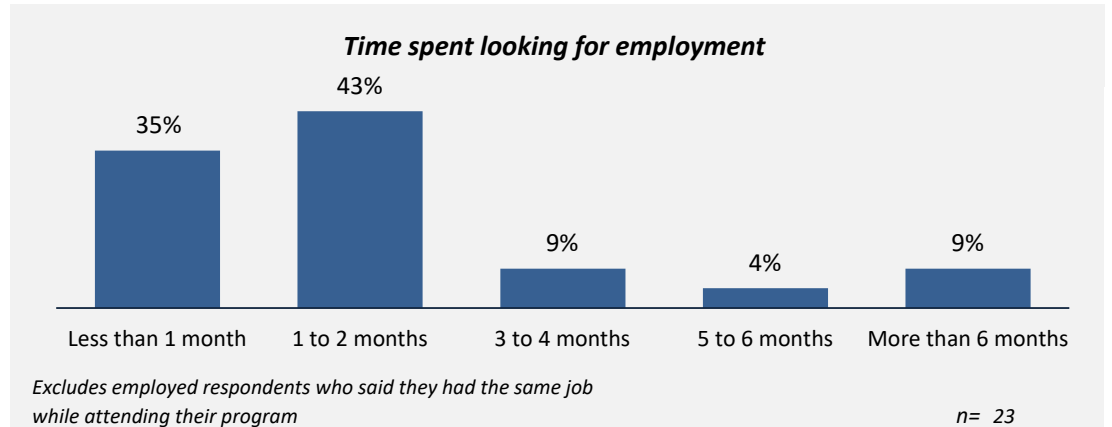
Employment After Leaving School

27%

had the same job before or while they were attending school

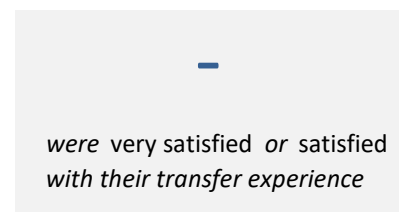
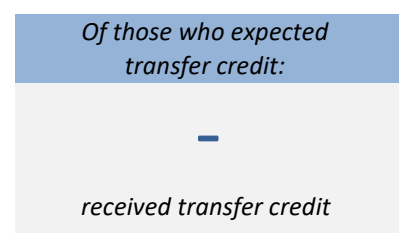
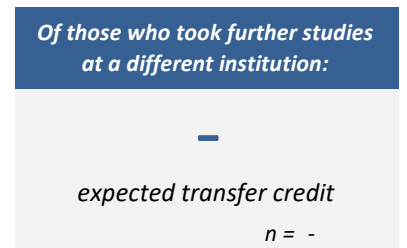
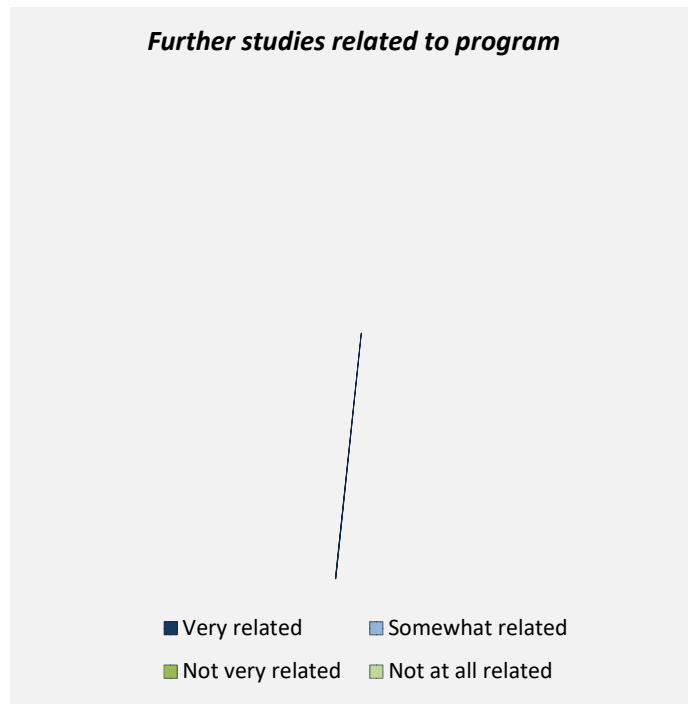
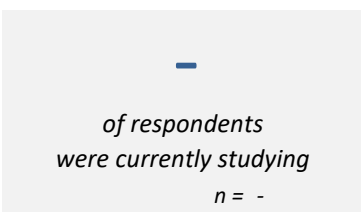
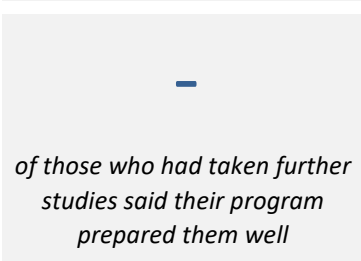
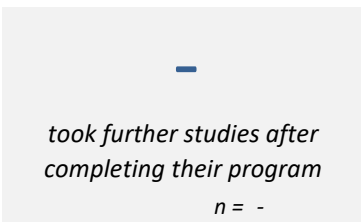
83%

said their education was useful in getting their job



Other Education

Trades-related vocational respondents only, results are shown for the education they took before and after their program.



Summary of Survey Results: 2019-2023

Trades Training Type:

Trades foundation, Trades-related vocational programs

Applied filters:

CPC: VCC: Auto Collision Repair Technician;

Cohort	87
Respondents	40
Response Rate	46%

had taken previous post-secondary education n = -



Based on those who had taken previous post-secondary education.
Respondents could report more than one type of post-secondary credential.

Transition to Apprenticeship n = 39
The following results are for Trades foundation respondents only.

77%
of Trades foundation respondents tried to get employment as an apprentice after they left their program

83%
of those who tried to get employment as an apprentice were successful

