

Summary of Survey Results: 2019-2023

Trades Training Type:

Progressive apprenticeship, Traditional apprenticeship, Trades foundation, and Trades-related vocational programs

Applied filters:

CPC: VCC: Auto Collision & Refinishing;

Cohort	205
Respondents	94
Response Rate	46%

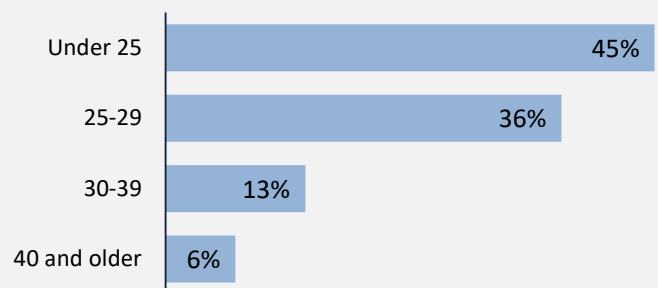
Description of Survey Respondents

Demographics

Gender



Age at the Time of the Survey



Aboriginal Identity

25%

Based on domestic students only

Median Age

25

About the Respondents

59%

relocated from their hometown to attend program

3%

*took **Adult Basic Education** courses during or prior to their trades training program*

19%

*took **English as a Second Language** courses during or prior to their trades training program*

Region respondents were living in at the time of the survey



Summary of Survey Results: 2019-2023

Trades Training Type:

Progressive apprenticeship, Traditional apprenticeship, Trades foundation, and Trades-related vocational programs

Applied filters:

CPC: VCC: Auto Collision & Refinishing;

Cohort	205
Respondents	94
Response Rate	46%

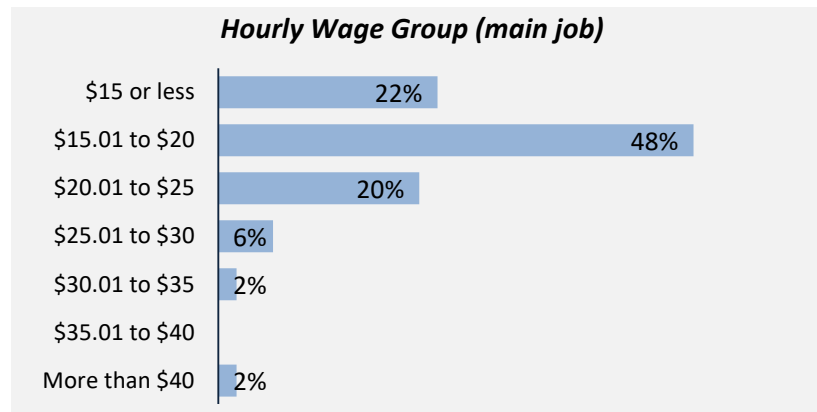
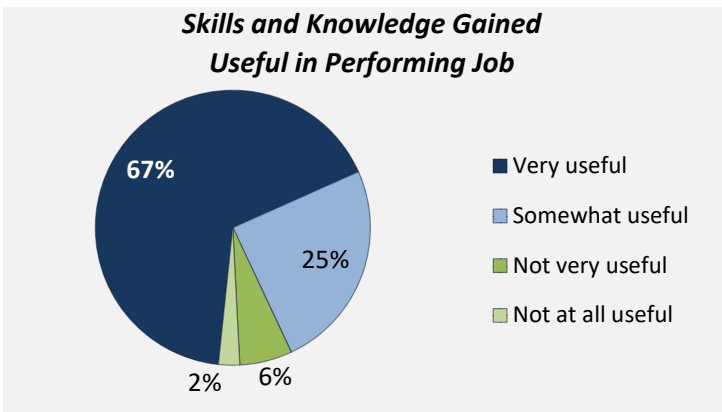
Employment Outcomes

<p>In the labour force</p> <h1>96%</h1>	<p>Employment rate</p> <h1>89%</h1>	<p>Unemployment rate</p> <h1>5.7%</h1>
--	--	---

The "Employment rate" is the number employed as a percentage of all respondents.
 The "Unemployment rate" is the number of unemployed as a percentage of respondents in the labour force.

Of those employed: n = 82

<table border="0"> <tr> <td>Employed full-time</td> <td style="text-align: right;">97%</td> </tr> <tr> <td>Employed in training-related job</td> <td style="text-align: right;">75%</td> </tr> <tr> <td>Employed in permanent position</td> <td style="text-align: right;">80%</td> </tr> </table>	Employed full-time	97%	Employed in training-related job	75%	Employed in permanent position	80%	<p>Hourly Wage (median, main job)</p> <h1>\$18</h1>	<p>Hours Worked (median, main job)</p> <h1>40</h1>
Employed full-time	97%							
Employed in training-related job	75%							
Employed in permanent position	80%							



Top Occupations (4-digit NOC)	# employed	% of those employed
7322: Motor vehicle body repairers	39	48%
XXXX: Unclassified occupations	12	15%
7321: Automotive service technicians, truck and bus mechanics and mechanical repairers	4	5%
7535: Other automotive mechanical installers and servicers	2	2%
6211: Retail sales supervisors	2	2%
0631: Restaurant and food service managers	2	2%
6316: Other services supervisors	2	2%
6732: Specialized cleaners	2	2%
7514: Delivery and courier service drivers	2	2%
0621: Retail and wholesale trade managers	2	2%
Total of top occupations	69	84%
Total employed	82	

Summary of Survey Results: 2019-2023

Trades Training Type:

Progressive apprenticeship, Traditional apprenticeship, Trades foundation, and Trades-related vocational programs

Applied filters:

CPC: VCC: Auto Collision & Refinishing;

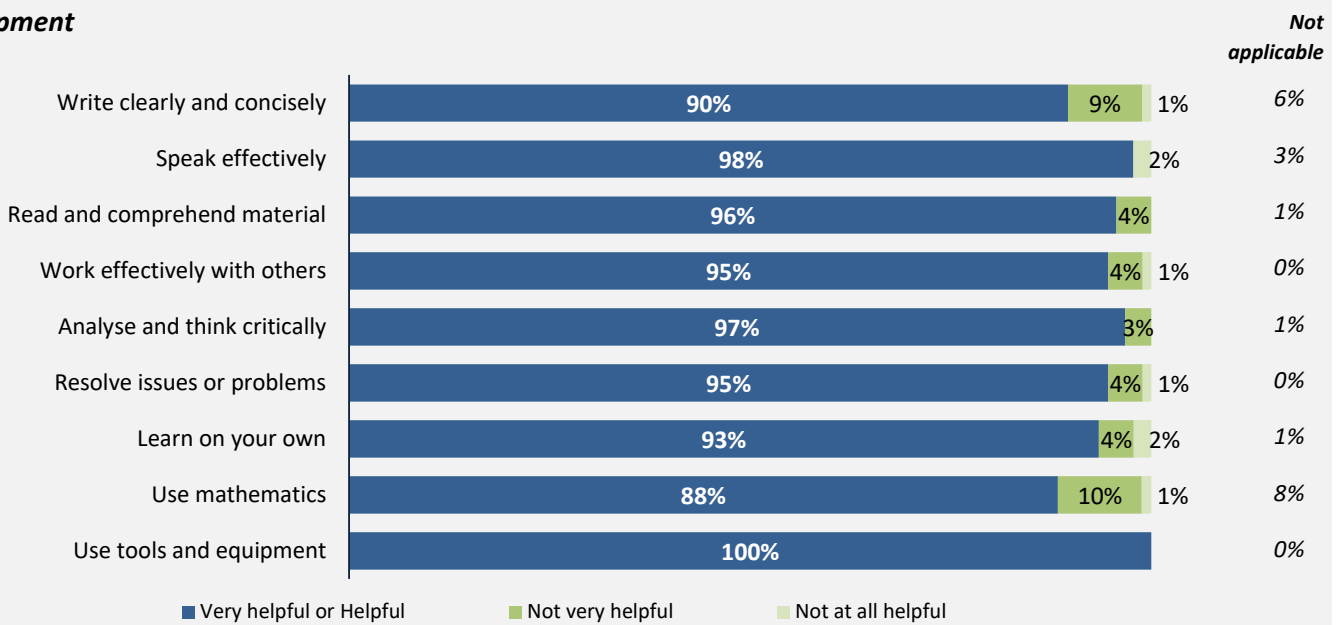
Cohort	205
Respondents	94
Response Rate	46%

Skill Development and Post-Secondary Experience

97%

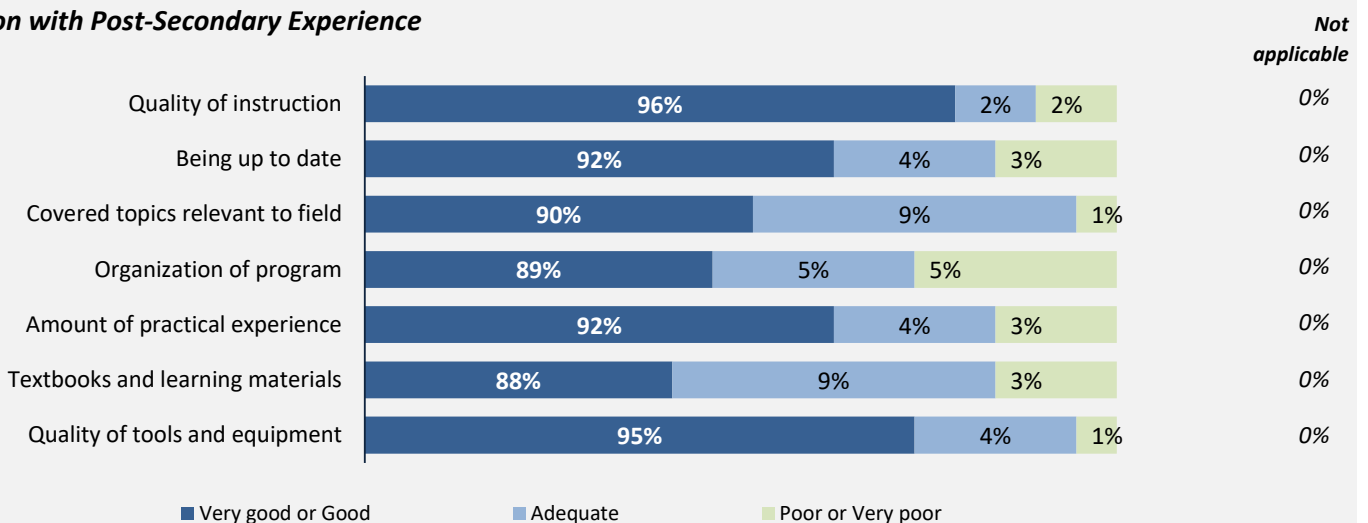
said they were very satisfied or satisfied with the education they received.

Skill Development



Percentages are based on those who gave a valid rating, excluding those who said not applicable.

Satisfaction with Post-Secondary Experience



Percentages are based on those who gave a valid rating, excluding those who said not applicable.

Summary of Survey Results: 2019-2023

Trades Training Type:

Trades foundation, Trades-related vocational programs

Applied filters:

CPC: VCC: Auto Collision & Refinishing;

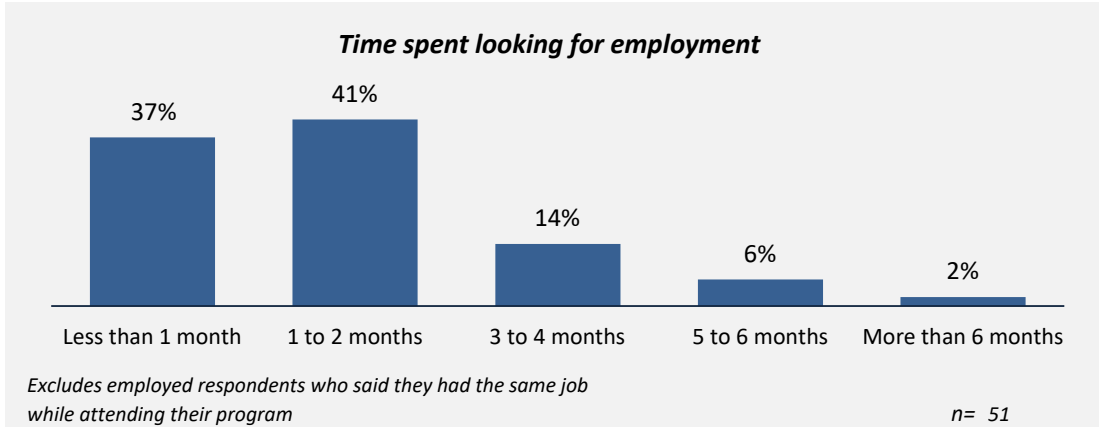
Cohort	205
Respondents	94
Response Rate	46%

Trades foundation & Trades-related vocational programs

Employment After Leaving School

31%
had the same job before or while they were attending school

89%
said their education was useful in getting their job



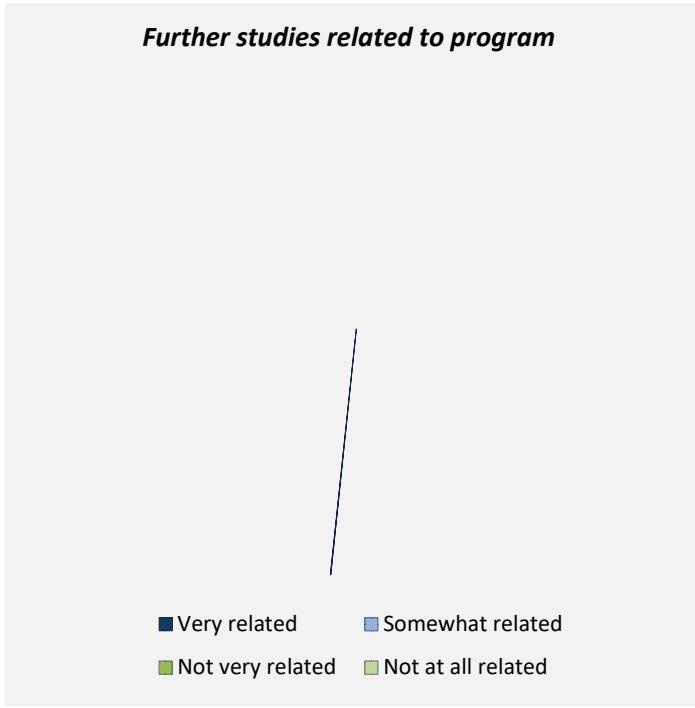
Other Education

Trades-related vocational respondents only, results are shown for the education they took before and after their program.

—
took further studies after completing their program
n = -

—
of those who had taken further studies said their program prepared them well

—
of respondents were currently studying
n = -



Of those who took further studies at a different institution:

—
expected transfer credit
n = -

Of those who expected transfer credit:

—
received transfer credit

—
were very satisfied or satisfied with their transfer experience

Summary of Survey Results: 2019-2023

Trades Training Type:

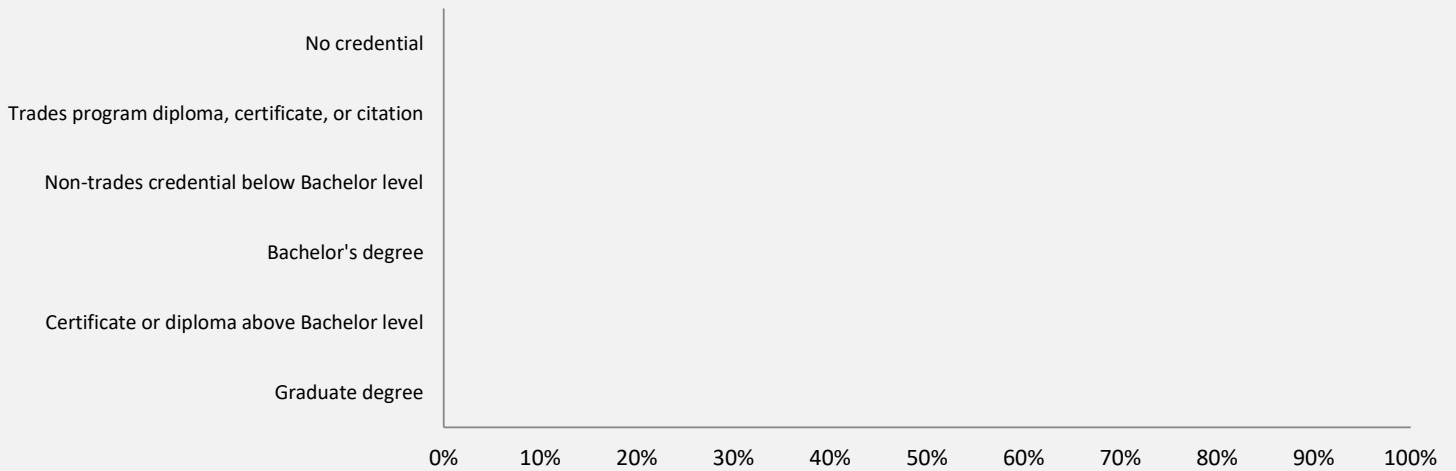
Trades foundation, Trades-related vocational programs

Applied filters:

CPC: VCC: Auto Collision & Refinishing;

Cohort	205
Respondents	94
Response Rate	46%

had taken previous post-secondary education n = -



Based on those who had taken previous post-secondary education.
Respondents could report more than one type of post-secondary credential.

Transition to Apprenticeship n = 90
The following results are for Trades foundation respondents only.

77%
of Trades foundation respondents tried to get employment as an apprentice after they left their program

76%
of those who tried to get employment as an apprentice were successful

