

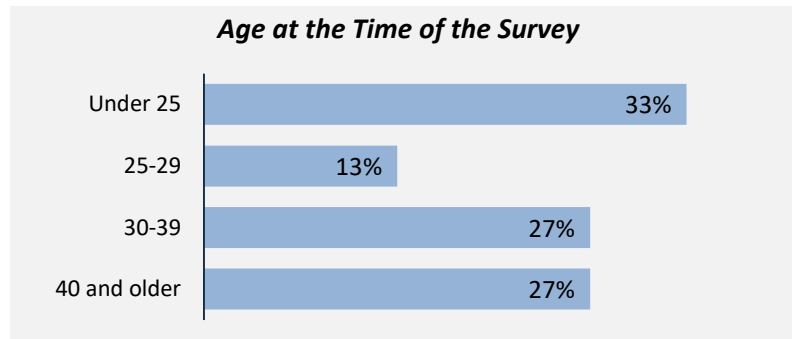

Applied filters:

CPC: VCC: Administrative Professional 1;

Cohort	31
Respondents	15
Response Rate	48%

Description of Survey Respondents

Demographics



Aboriginal Identity
7%
Based on domestic students only.

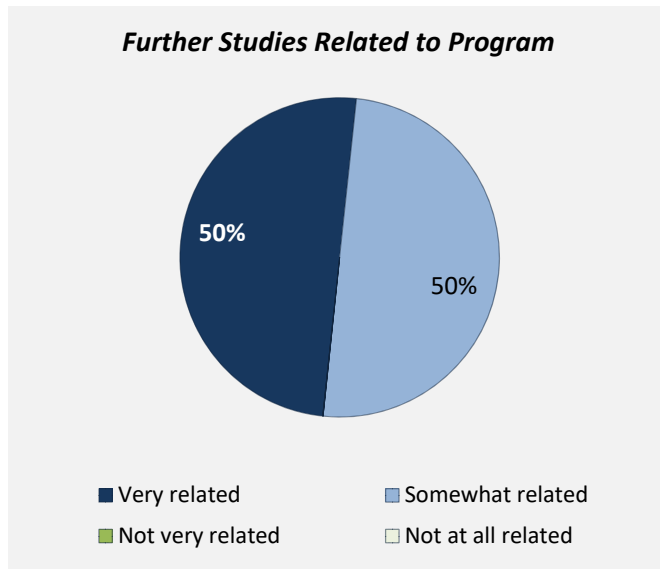
Median Age
31

Further Education

27%
 took further studies after graduating from their program
n = 4

100%
 of those who had taken further studies said their program prepared them well

20%
 of respondents were currently studying



Of those who took further studies at a different institution:
33%
 expected transfer credit
n = 1


Of those who expected transfer credit:
100%
 Received transfer credit

100%
 were very satisfied or satisfied with their transfer experience

Past Education

80% of respondents had taken previous post-secondary education *n = 12*

Respondents were asked if they took ABE or ESL courses during or prior to their studies



Adult Basic Education
13%

English as a Second Language
7%

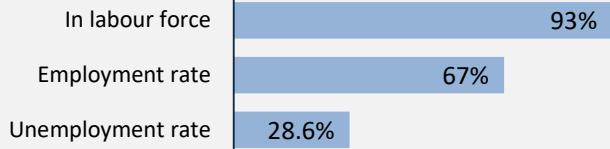
Credentials are based on those who had taken previous post-secondary education. Respondents could report more than one type of post-secondary credential.

Applied filters:

CPC: VCC: Administrative Professional 1;

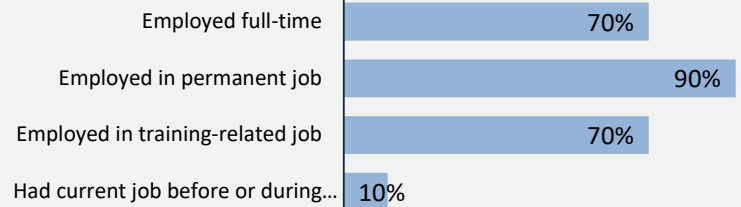
Cohort	31
Respondents	15
Response Rate	48%

Employment Outcomes



The "Employment rate" is the number employed as a percentage of all respondents. The "Unemployment rate" is the number of unemployed as a percentage of respondents in the labour force.

Of those employed: n = 10



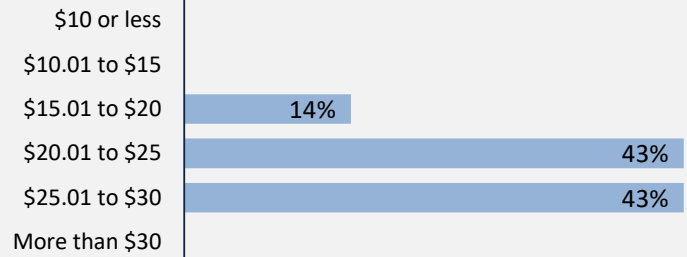
**Weekly Hours Worked
(median, main job)**

40

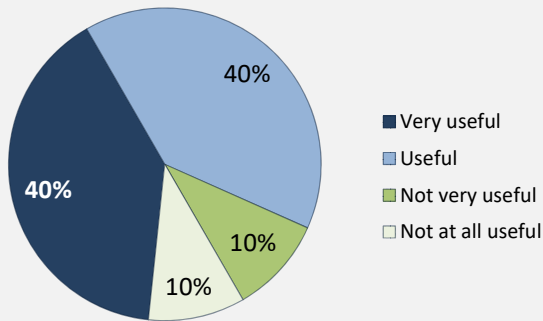
**Hourly Wage
(median, main job)**

\$24

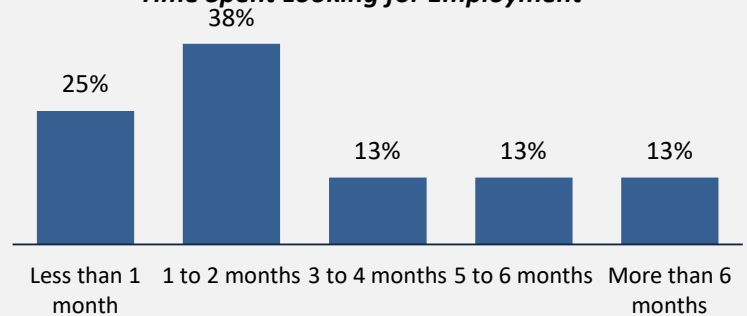
Hourly Wage Group (main job)



**Skills and Knowledge Gained
Useful in Performing Job**



Time Spent Looking for Employment



Top Occupations (4-digit NOC)

	# Employed	% of those employed
1414: Receptionists	2	20%
6315: Cleaning supervisors	1	10%
0631: Restaurant and food service managers	1	10%
1122: Professional occupations in business management consulting	1	10%
4012: Post-secondary teaching and research assistants	1	10%
1123: Professional occupations in advertising, marketing and public relations	1	10%
9461: Process control and machine operators, food and beverage processing	1	10%
1241: Administrative assistants	1	10%
1243: Medical administrative assistants	1	10%
<i>Total of top occupations</i>	10	100%
Total employed	10	

Applied filters:

CPC: VCC: Administrative Professional 1;

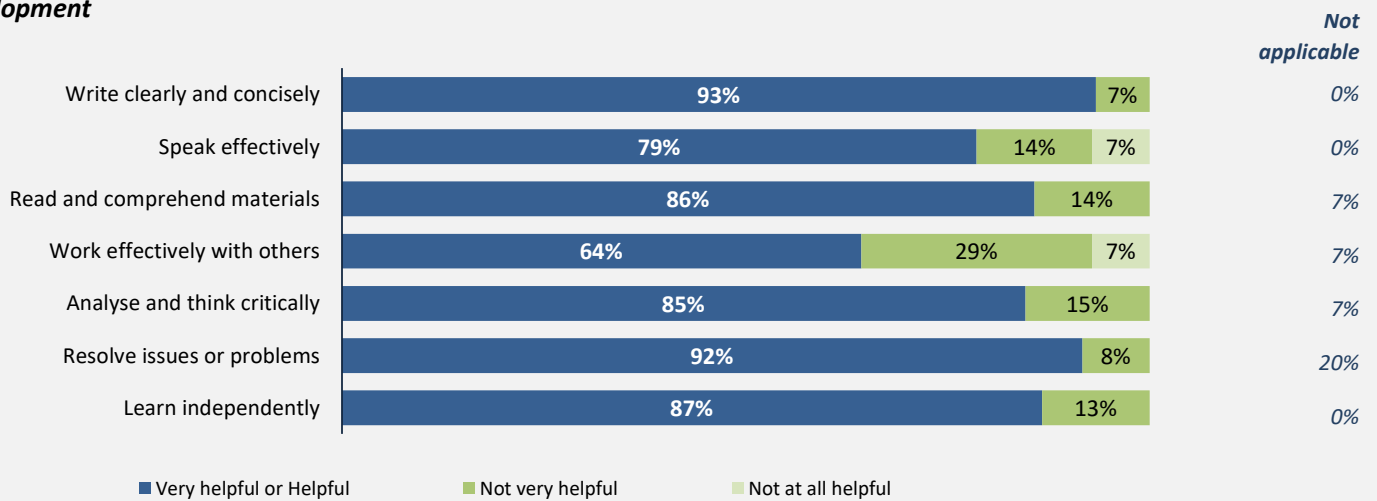
Cohort	31
Respondents	15
Response Rate	48%

Skill Development and Post-Secondary Experience

87%

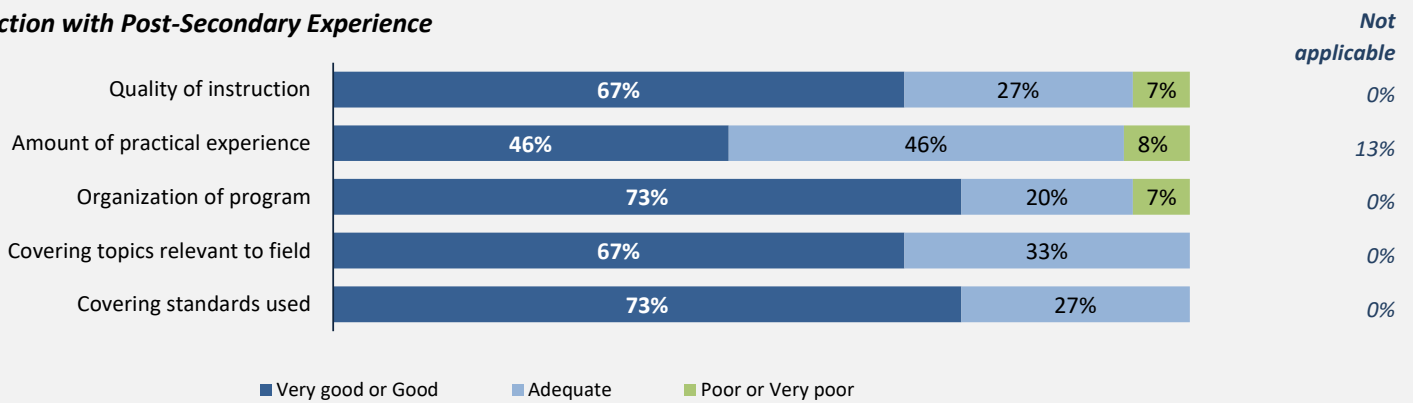
said they were very satisfied or satisfied with the education they received.

Skill Development



Percentages are based on those who gave a valid rating, excluding those who said Not applicable.

Satisfaction with Post-Secondary Experience



Percentages are based on those who gave a valid rating, excluding those who said Not applicable.