

Applied filters:

Year: 2022; CPC: VCC: Acute Care Skills Home Support/Resident Care Attendant, VCC: Addiction Counselling Skills, VCC: Administrative Assistant, VCC: ASL and Deaf Studies, VCC: Business and Technical Writing, VCC: Certified Dental Assisting, VCC: Community Counselling Skills, VCC: Dance, VCC: Dental Hygiene, VCC: Dental Reception Coordinator, VCC: Digital Graphic Design, VCC: Drafting, VCC: Early Childhood Care and Education, VCC: Event Planning, VCC: Executive Assistant, VCC: Fashion Arts, VCC:

Cohort	1,642
Respondents	860
Response Rate	52%


Description of Survey Respondents

Demographics

Gender



Age at the Time of the Survey



Aboriginal Identity

3%

Based on domestic students only.

Median Age

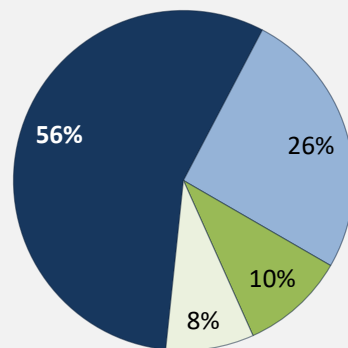
31

Further Education

23%

took further studies after graduating from their program
n = 196

Further Studies Related to Program



Very related Somewhat related
 Not very related Not at all related

Of those who took further studies at a different institution:

31%

expected transfer credit
n = 35

Of those who expected transfer credit:

72%

Received transfer credit

76%

were very satisfied or satisfied with their transfer experience

90%

of those who had taken further studies said their program prepared them well

16%

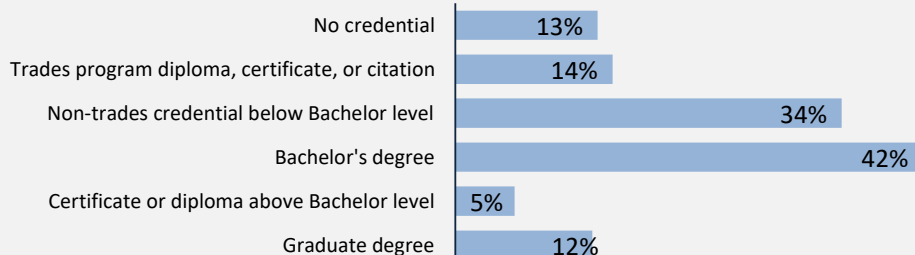
of respondents were currently studying

Past Education

73%

of respondents had taken previous post-secondary education
n = 617

Respondents were asked if they took ABE or ESL courses during or prior to their studies



Credentials are based on those who had taken previous post-secondary education. Respondents could report more than one type of post-secondary credential.

Adult Basic Education

10%

English as a Second Language

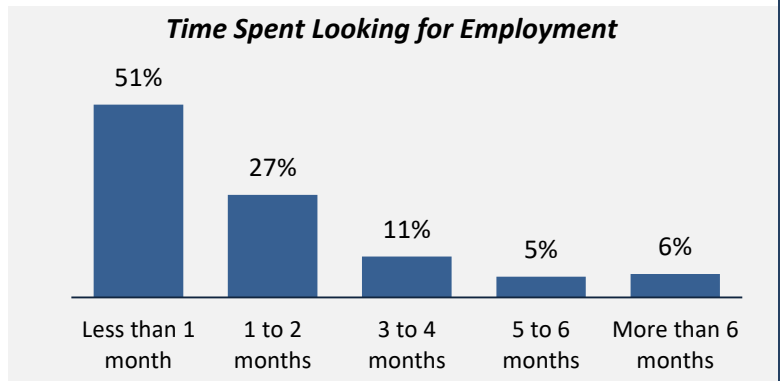
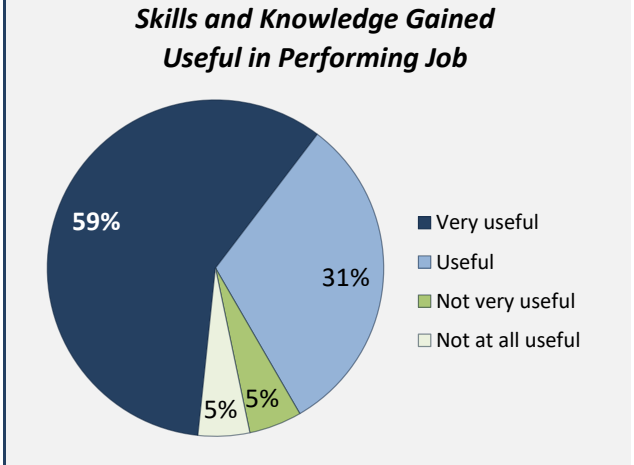
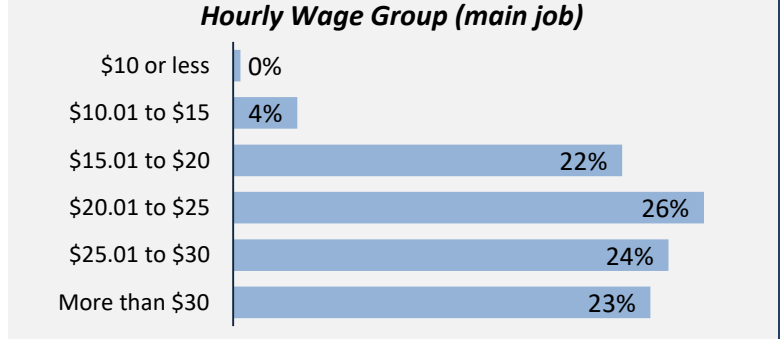
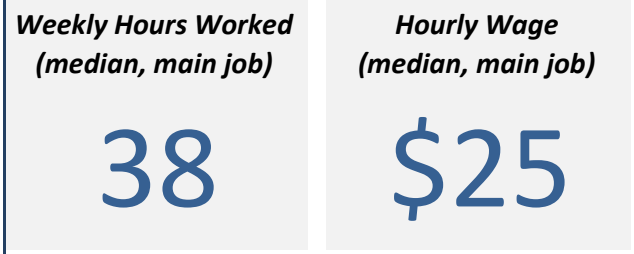
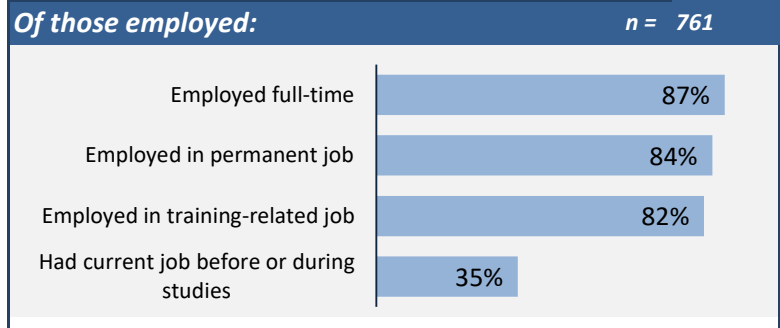
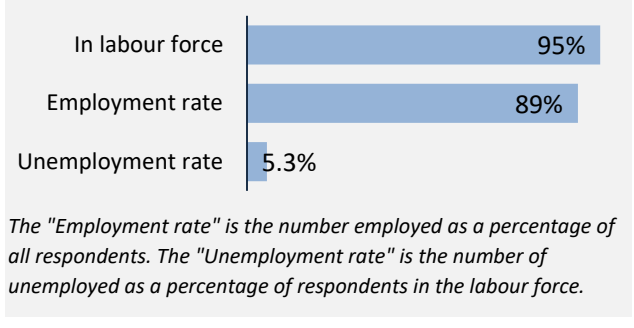
11%

Applied filters:

Year: 2022; CPC: VCC: Acute Care Skills Home Support/Resident Care Attendant, VCC: Addiction Counselling Skills, VCC: Administrative Assistant, VCC: ASL and Deaf Studies, VCC: Business and Technical Writing, VCC: Certified Dental Assisting, VCC: Community Counselling Skills, VCC: Dance, VCC: Dental Hygiene, VCC: Dental Reception Coordinator, VCC: Digital Graphic Design, VCC: Drafting, VCC: Early Childhood Care and Education, VCC: Event Planning, VCC: Executive Assistant, VCC: Fashion Arts, VCC: Fashion Arts Diploma,

Cohort 1,642
Respondents 860
Response Rate 52%

Employment Outcomes



Top Occupations (4-digit NOC)

	# Employed	% of those employed
3414: Other assisting occupations in support of health services	59	8%
4021: College and other vocational instructors	57	7%
3413: Nurse aides, orderlies and patient service associates	48	6%
3233: Licensed practical nurses	47	6%
XXXX: Unclassified occupations	42	6%
3411: Dental assistants	33	4%
1414: Receptionists	33	4%
1241: Administrative assistants	28	4%
1242: Legal administrative assistants	17	2%
0631: Restaurant and food service managers	16	2%
Total of top occupations	380	50%
Total employed	761	

Applied filters:

Year: 2022; CPC: VCC: Acute Care Skills Home Support/Resident Care Attendant, VCC: Addiction Counselling Skills, VCC: Administrative Assistant, VCC: ASL and Deaf Studies, VCC: Business and Technical Writing, VCC: Certified Dental Assisting, VCC: Community Counselling Skills, VCC: Dance, VCC: Dental Hygiene, VCC: Dental Reception Coordinator, VCC: Digital Graphic Design, VCC: Drafting, VCC: Early Childhood Care and Education, VCC: Event Planning, VCC: Executive Assistant, VCC: Fashion Arts, VCC: Fashion Arts Diploma, VCC: Fashion

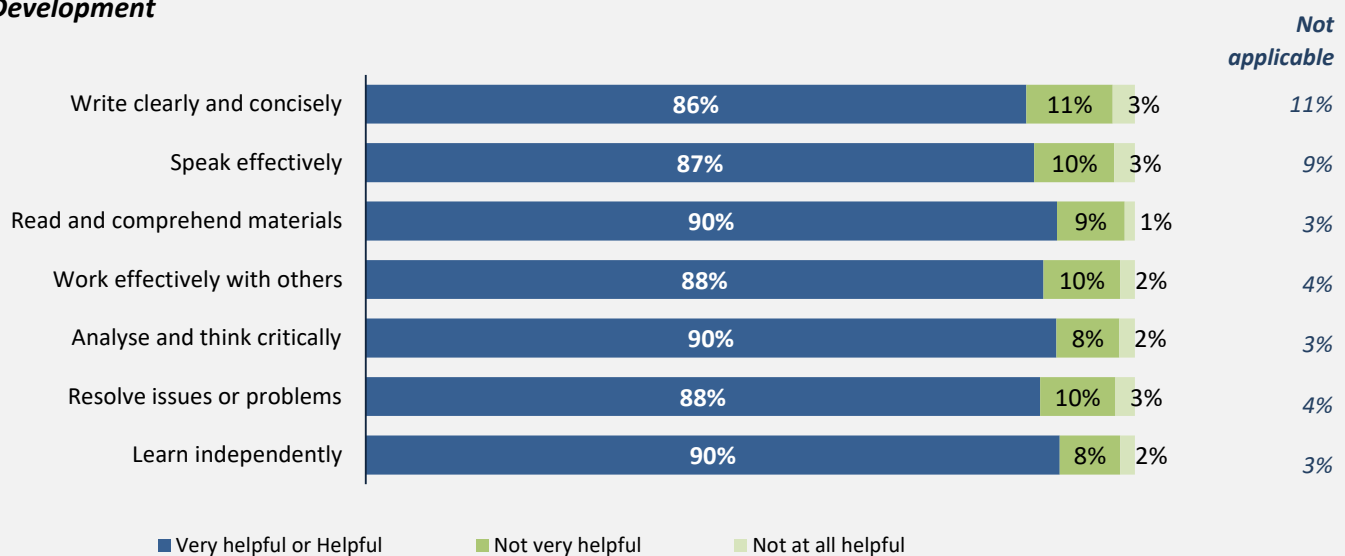
Cohort	1,642
Respondents	860
Response Rate	52%

Skill Development and Post-Secondary Experience

93%

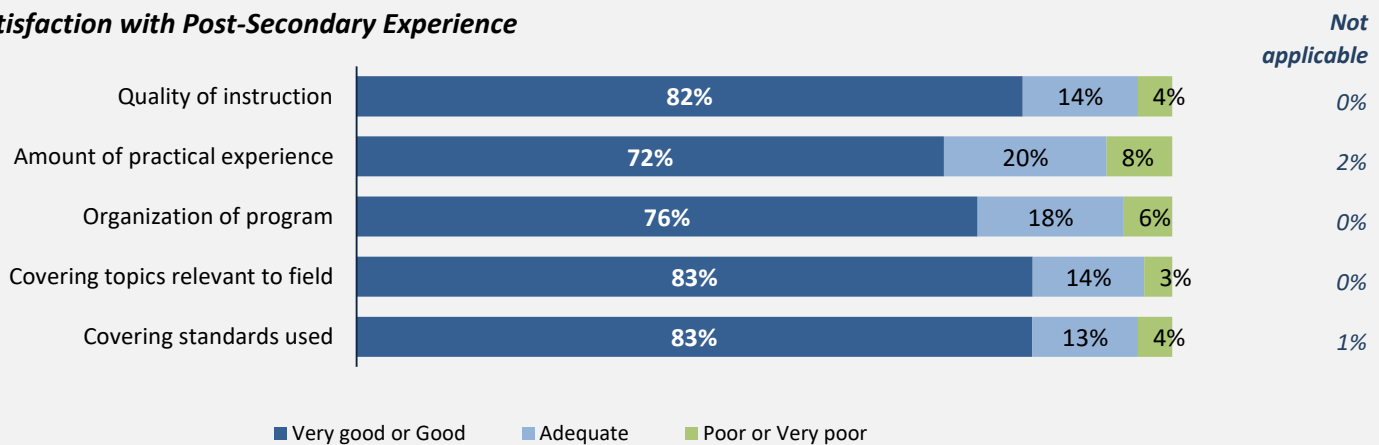
said they were very satisfied or satisfied with the education they received.

Skill Development



Percentages are based on those who gave a valid rating, excluding those who said Not applicable.

Satisfaction with Post-Secondary Experience



Percentages are based on those who gave a valid rating, excluding those who said Not applicable.