

Applied filters:

CPC: VCC: Instructor Development Training;

Cohort 1,069
Respondents 606
Response Rate 57%

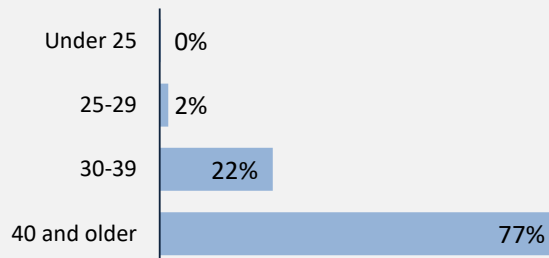
Description of Survey Respondents

Demographics

Gender



Age at the Time of the Survey



Aboriginal Identity

5%

Based on domestic students only.

Median Age

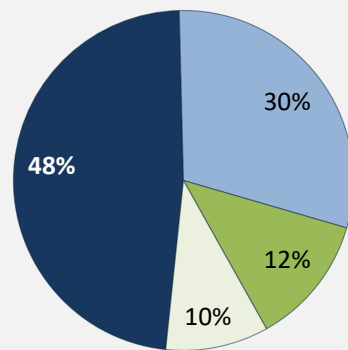
47

Further Education

33%

took further studies after graduating from their program
n = 196

Further Studies Related to Program



Very related Somewhat related
 Not very related Not at all related

Of those who took further studies at a different institution:

17%

expected transfer credit
n = 26

Of those who expected transfer credit:

77%

Received transfer credit

87%

were very satisfied or satisfied with their transfer experience

99%

of those who had taken further studies said their program prepared them well

22%

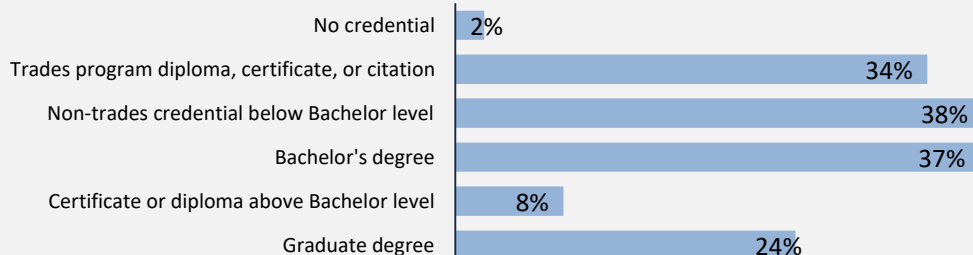
of respondents were currently studying

Past Education

88%

of respondents had taken previous post-secondary education
n = 534

Respondents were asked if they took ABE or ESL courses during or prior to their studies



Credentials are based on those who had taken previous post-secondary education. Respondents could report more than one type of post-secondary credential.

Adult Basic Education

7%

English as a Second Language

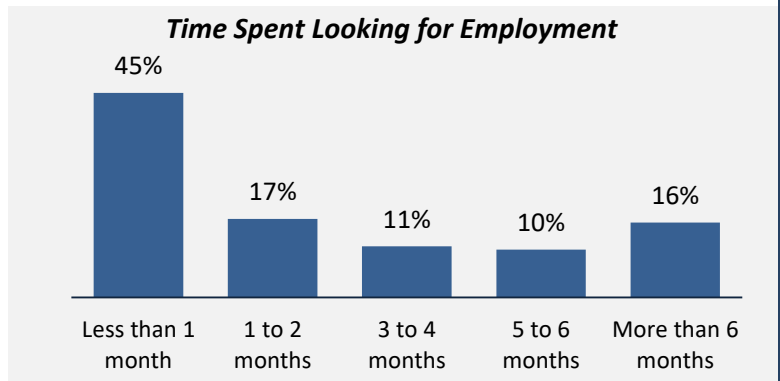
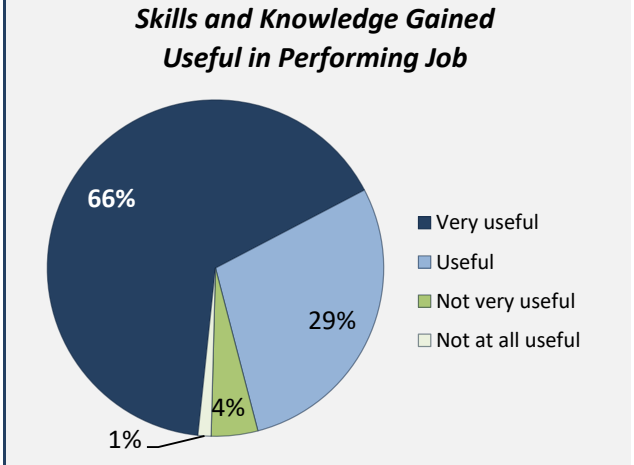
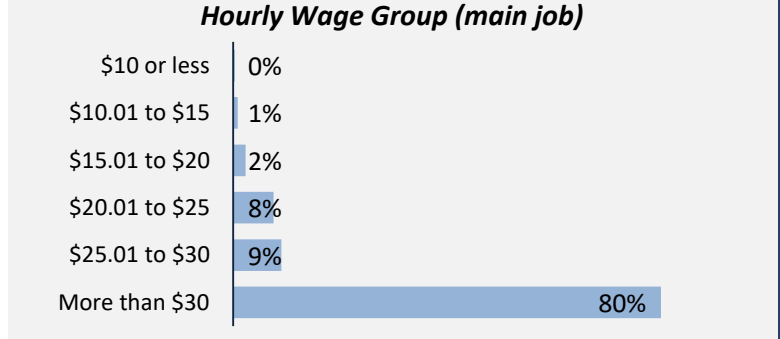
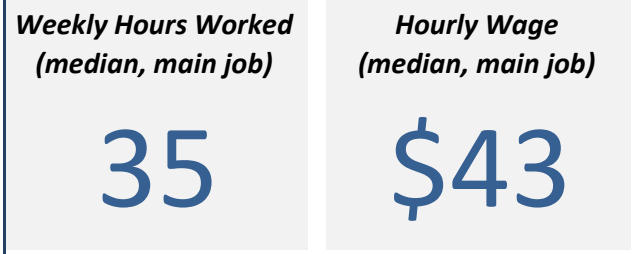
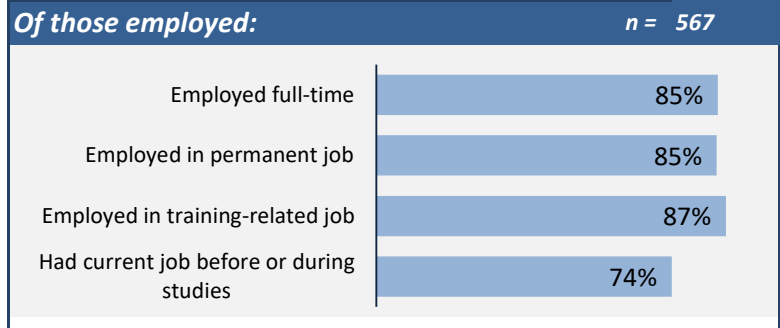
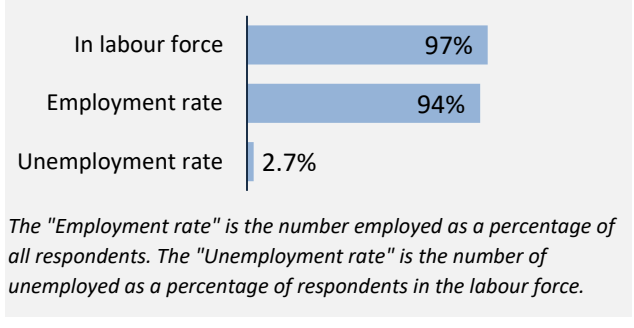
2%

Applied filters:

CPC: VCC: Instructor Development Training;

Cohort	1,069
Respondents	606
Response Rate	57%

Employment Outcomes



Top Occupations (4-digit NOC)

	# Employed	% of those employed
4021: College and other vocational instructors	282	50%
4011: University professors and lecturers	21	4%
XXXX: Unclassified occupations	21	4%
0421: Administrators - post-secondary education and vocational training	13	2%
4216: Other instructors	13	2%
4012: Post-secondary teaching and research assistants	11	2%
3411: Dental assistants	9	2%
4166: Education policy researchers, consultants and program officers	8	1%
1221: Administrative officers	8	1%
0112: Human resources managers	7	1%
Total of top occupations	393	69%
Total employed	567	

Applied filters:

CPC: VCC: Instructor Development Training;

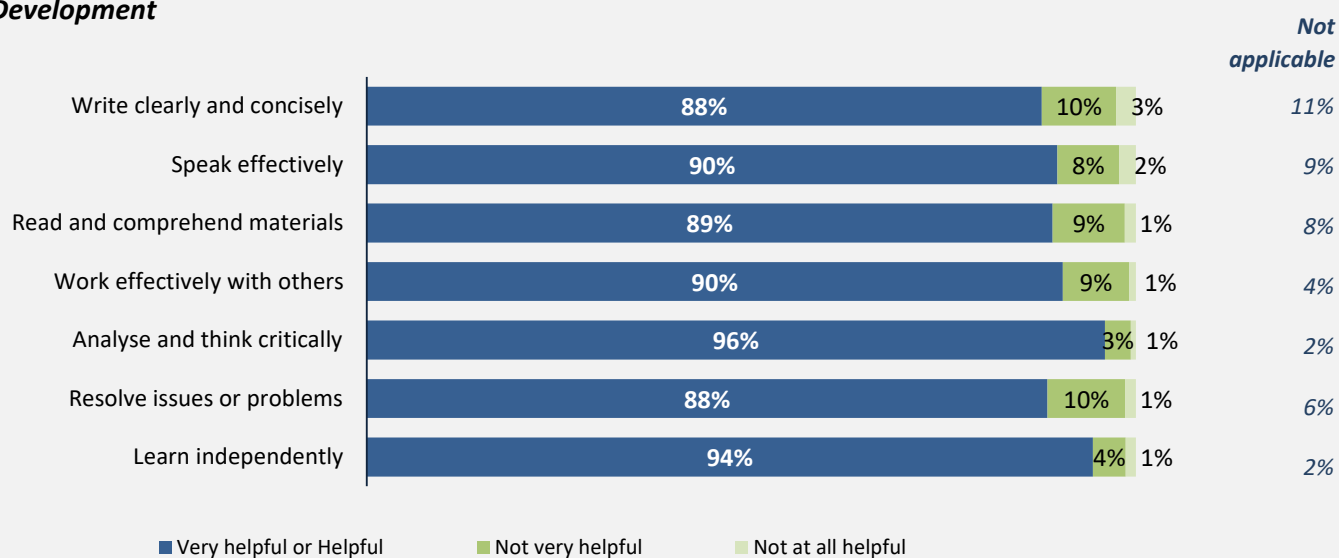
Cohort	1,069
Respondents	606
Response Rate	57%

Skill Development and Post-Secondary Experience

99%

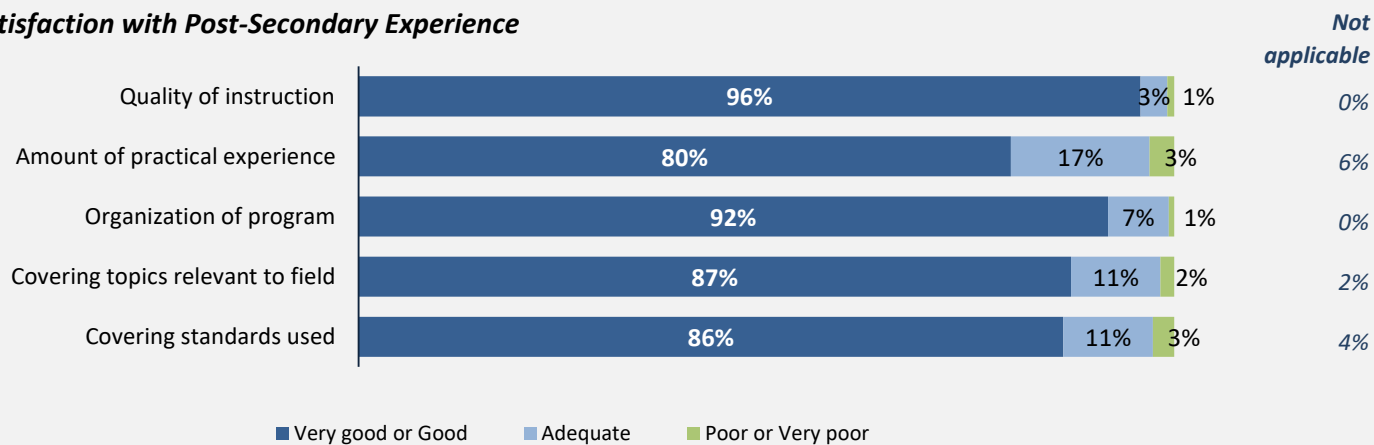
said they were very satisfied or satisfied with the education they received.

Skill Development



Percentages are based on those who gave a valid rating, excluding those who said Not applicable.

Satisfaction with Post-Secondary Experience



Percentages are based on those who gave a valid rating, excluding those who said Not applicable.