

Applied filters:

CPC: VCC: Office Administration - Medical Office, VCC: Office Administration - Administration & Supervision, VCC: Office Administration - Legal Office, VCC: Office Administration - Records Management;

Cohort 234
Respondents 133
Response Rate 57%

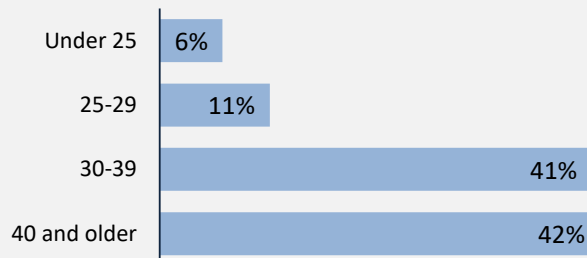
Description of Survey Respondents

Demographics

Gender



Age at the Time of the Survey



Aboriginal Identity

3%

Based on domestic students only.

Median Age

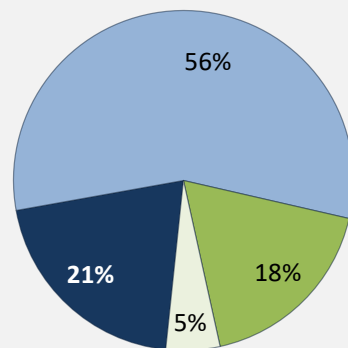
37

Further Education

31%

took further studies after graduating from their program
n = 40

Further Studies Related to Program



Very related Somewhat related
 Not very related Not at all related

Of those who took further studies at a different institution:

21%

expected transfer credit
n = 4

Of those who expected transfer credit:

50%

Received transfer credit

67%

were very satisfied or satisfied with their transfer experience

88%

of those who had taken further studies said their program prepared them well

20%

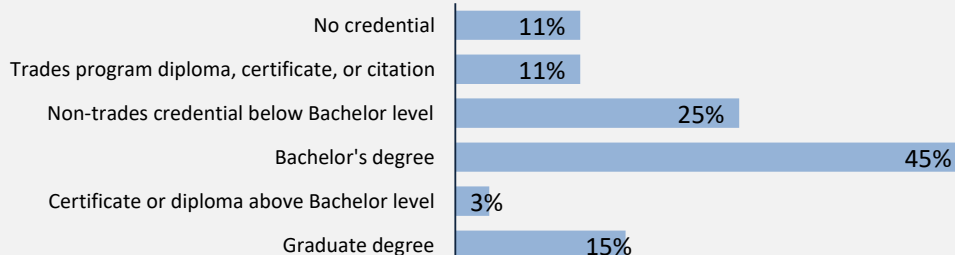
of respondents were currently studying

Past Education

76%

of respondents had taken previous post-secondary education
n = 100

Respondents were asked if they took ABE or ESL courses during or prior to their studies



Credentials are based on those who had taken previous post-secondary education. Respondents could report more than one type of post-secondary credential.

Adult Basic Education

7%

English as a Second Language

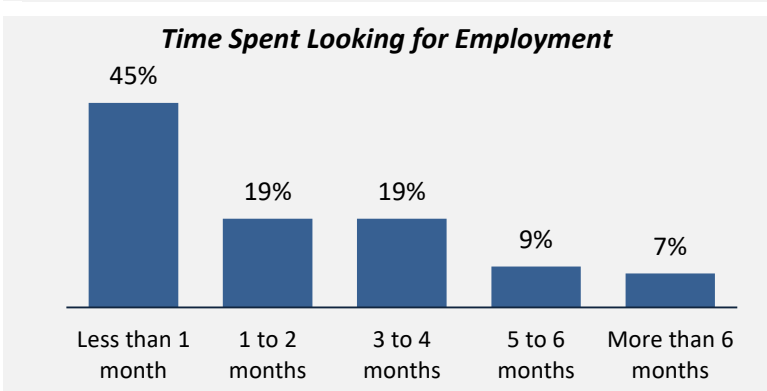
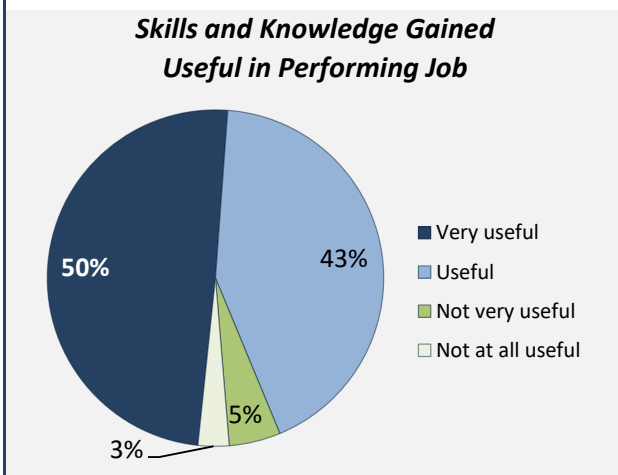
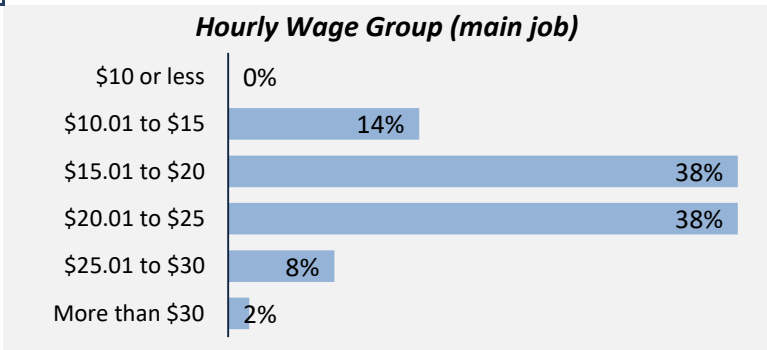
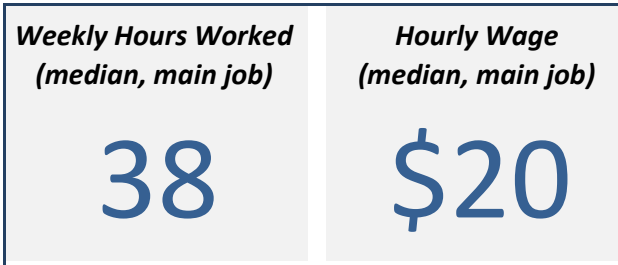
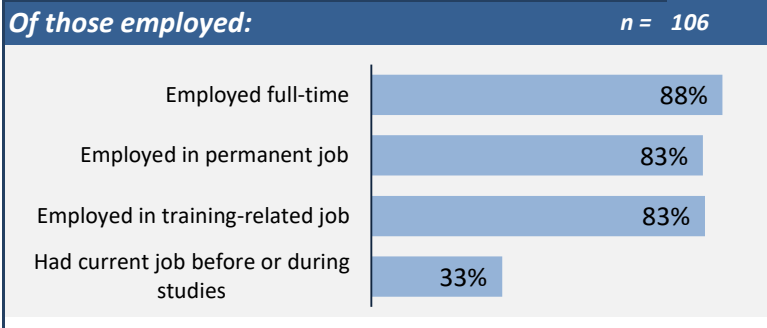
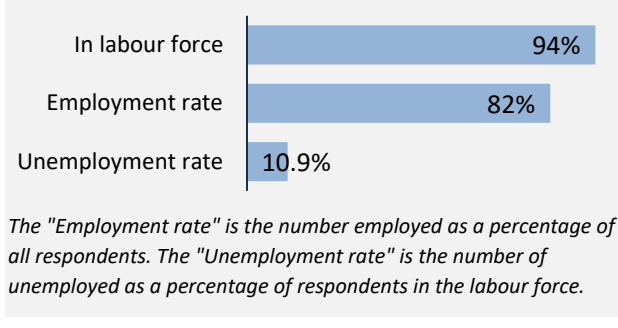
13%

Applied filters:

CPC: VCC: Office Administration - Medical Office, VCC: Office Administration - Administration & Supervision,
 VCC: Office Administration - Legal Office, VCC: Office Administration - Records Management;

Cohort 234
Respondents 133
Response Rate 57%

Employment Outcomes



Top Occupations (4-digit NOC)

	# Employed	% of those employed
1414: Receptionists	24	23%
1243: Medical administrative assistants	12	11%
1241: Administrative assistants	11	10%
XXXX: Unclassified occupations	10	9%
1411: General office support workers	7	7%
1242: Legal administrative assistants	7	7%
1431: Accounting and related clerks	3	3%
1311: Accounting technicians and bookkeepers	3	3%
1221: Administrative officers	3	3%
1224: Property administrators	2	2%
Total of top occupations	82	77%
Total employed	106	

Applied filters:

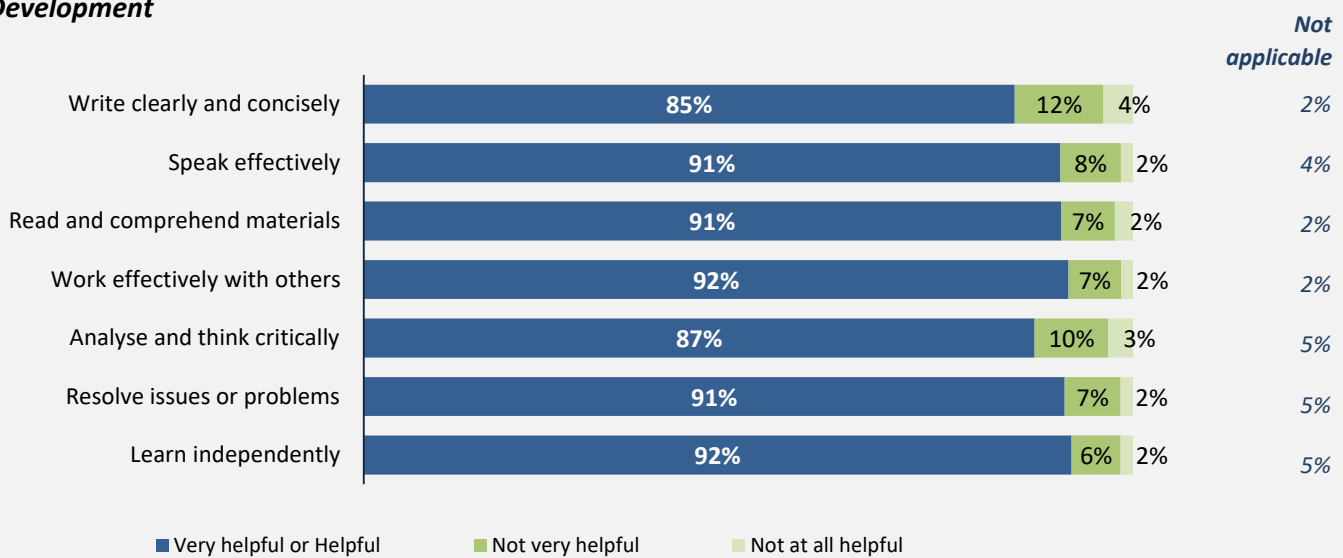
CPC: VCC: Office Administration - Medical Office, VCC: Office Administration - Administration & Supervision,
 VCC: Office Administration - Legal Office, VCC: Office Administration - Records Management;

Cohort	234
Respondents	133
Response Rate	57%

Skill Development and Post-Secondary Experience

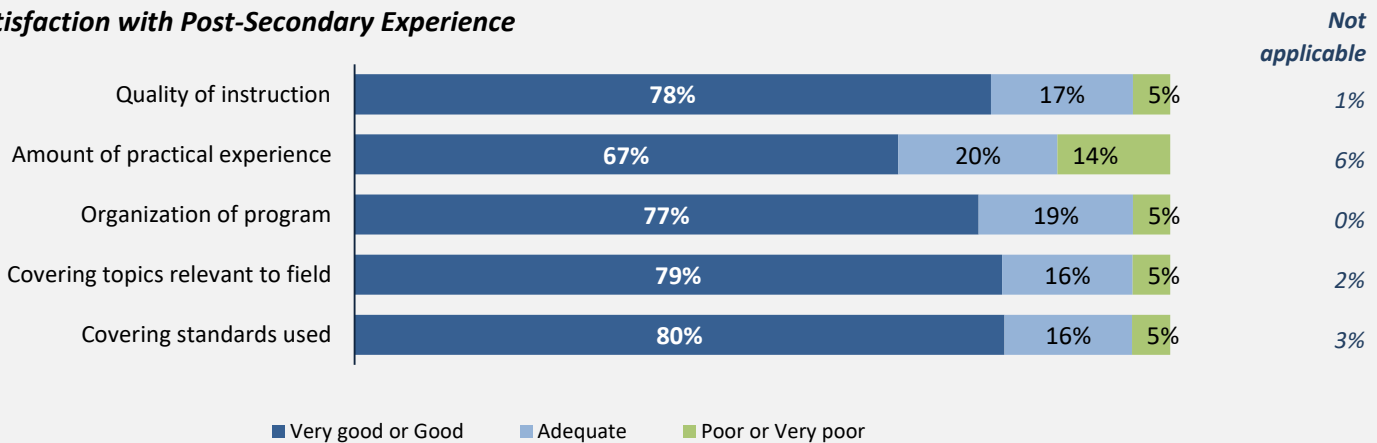
95% said they were very satisfied or satisfied with the education they received.

Skill Development



Percentages are based on those who gave a valid rating, excluding those who said Not applicable.

Satisfaction with Post-Secondary Experience



Percentages are based on those who gave a valid rating, excluding those who said Not applicable.