

Summary of Survey Results: 2018 to 2022

Trades Training Type:

Progressive apprenticeship, Traditional apprenticeship, Trades foundation, and Trades-related vocational programs

Applied filters:

CPC: VCC: Heavy Mechanical Trades Foundation;

Cohort	294
Respondents	134
Response Rate	46%

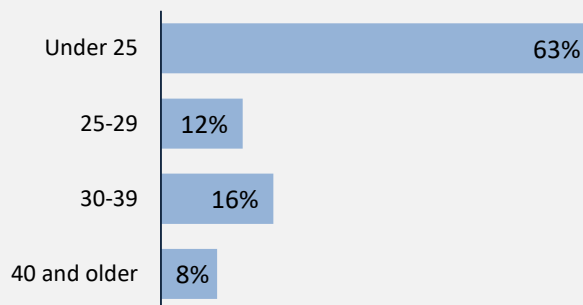
Description of Survey Respondents

Demographics

Gender



Age at the Time of the Survey



Aboriginal Identity

5%

Based on domestic students only

Median Age

22

About the Respondents

11%

relocated from their hometown to attend program


6%

*took **Adult Basic Education** courses during or prior to their trades training program*

2%

*took **English as a Second Language** courses during or prior to their trades training program*

Region respondents were living in at the time of the survey



Summary of Survey Results: 2018 to 2022

Trades Training Type:

Progressive apprenticeship, Traditional apprenticeship, Trades foundation, and Trades-related vocational programs

Applied filters:

CPC: VCC: Heavy Mechanical Trades Foundation;

Cohort	294
Respondents	134
Response Rate	46%

Employment Outcomes

In the labour force

96%

Employment rate

92%

Unemployment rate


2.4%

The "Employment rate" is the number employed as a percentage of all respondents.

The "Unemployment rate" is the number of unemployed as a percentage of respondents in the labour force.

Of those employed:

n = 121



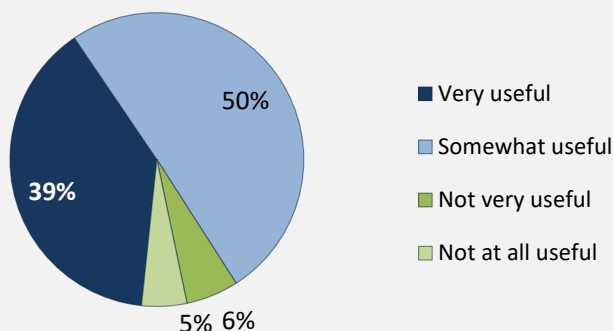
Hourly Wage
(median, main job)

\$24

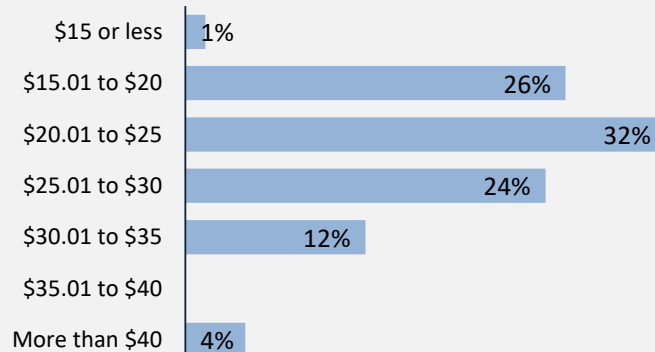
Hours Worked
(median, main job)

40

Skills and Knowledge Gained Useful in Performing Job



Hourly Wage Group (main job)



Top Occupations (4-digit NOC)

	# employed	% of those employed
7312: Heavy-duty equipment mechanics	56	46%
7321: Automotive service technicians, truck and bus mechanics and mechanical repairers	31	26%
XXXX: Unclassified occupations	8	7%
7511: Transport truck drivers	3	2%
7612: Other trades helpers and labourers	3	2%
7311: Construction millwrights and industrial mechanics	2	2%
7535: Other automotive mechanical installers and servicers	2	2%
7452: Material handlers	1	1%
6623: Other sales related occupations	1	1%
7513: Taxi and limousine drivers and chauffeurs	1	1%

Total of top occupations 108 89%

Total employed 121 Page 2 of 5

Summary of Survey Results: 2018 to 2022

Trades Training Type:

Progressive apprenticeship, Traditional apprenticeship, Trades foundation, and Trades-related vocational programs

Applied filters:

CPC: VCC: Heavy Mechanical Trades Foundation;

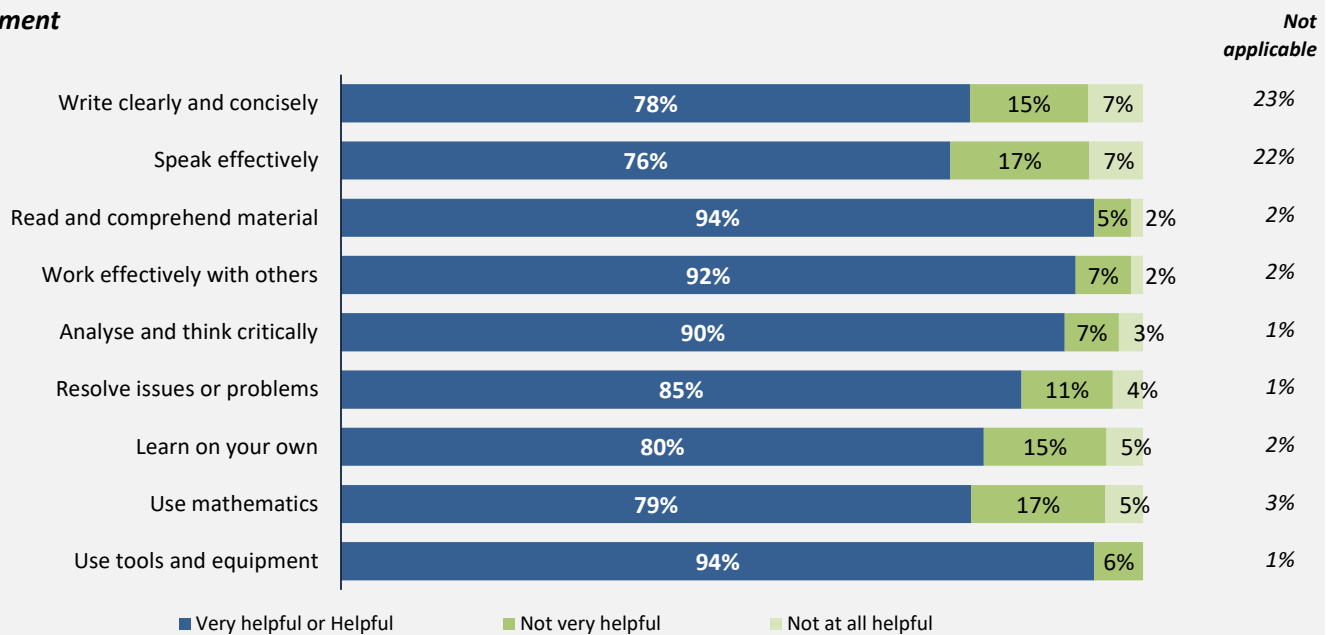
Cohort	294
Respondents	134
Response Rate	46%

Skill Development and Post-Secondary Experience

88%

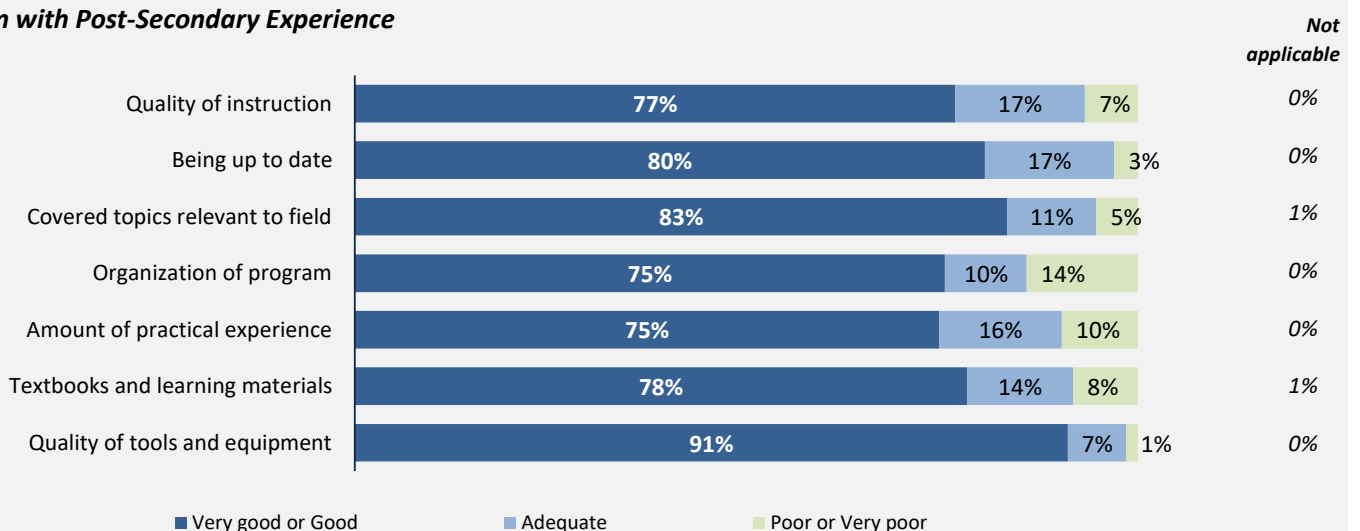
said they were very satisfied or satisfied with the education they received.

Skill Development



Percentages are based on those who gave a valid rating, excluding those who said not applicable.

Satisfaction with Post-Secondary Experience



Percentages are based on those who gave a valid rating, excluding those who said not applicable.

Trades Training Type:

Trades foundation, Trades-related vocational programs

Applied filters:

CPC: VCC: Heavy Mechanical Trades Foundation;

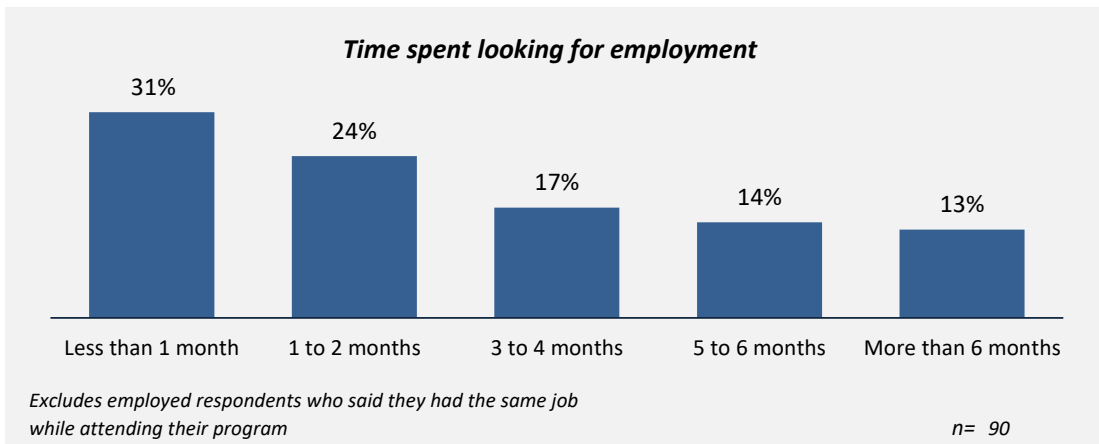
Cohort	294
Respondents	134
Response Rate	46%

Trades foundation & Trades-related vocational programs

Employment After Leaving School

21%
had the same job before or while they were attending school

88%
said their education was useful in getting their job



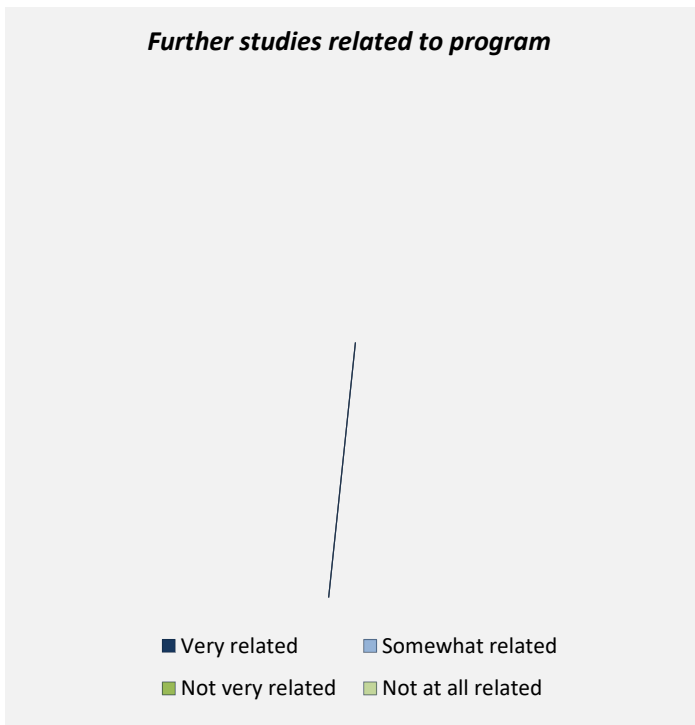
Other Education

Trades-related vocational respondents only, results are shown for the education they took before and after their program.

—
took further studies after completing their program
n = -

—
of those who had taken further studies said their program prepared them well

—
of respondents were currently studying
n = -



Of those who took further studies at a different institution:

—
expected transfer credit
n = -

Of those who expected transfer credit:

—
received transfer credit

—
were very satisfied or satisfied with their transfer experience

Summary of Survey Results: 2018 to 2022

Trades Training Type:

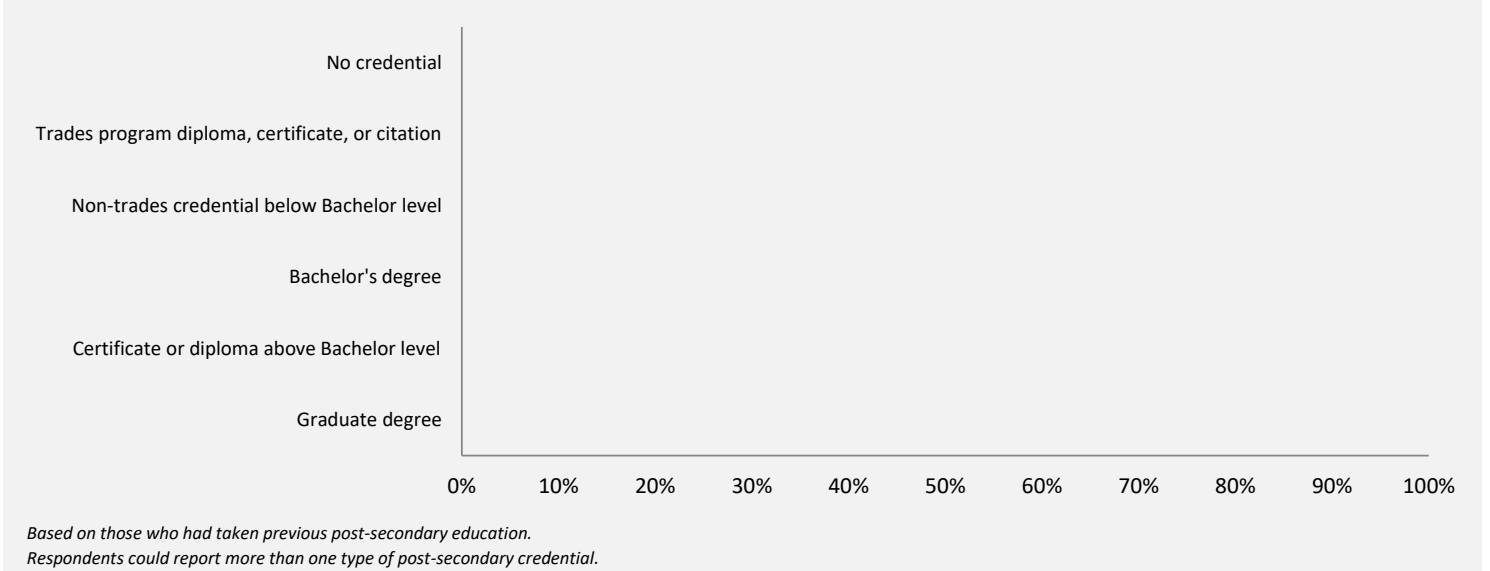
Trades foundation, Trades-related vocational programs

Applied filters:

CPC: VCC: Heavy Mechanical Trades Foundation;

Cohort	294
Respondents	134
Response Rate	46%

had taken previous post-secondary education n = -



Transition to Apprenticeship n = 130
The following results are for Trades foundation respondents only.

93%
of Trades foundation respondents tried to get employment as an apprentice after they left their program

81%
of those who tried to get employment as an apprentice were successful

