

Applied filters:

CPC: VCC: Health Care Assistant;

Cohort	432
Respondents	242
Response Rate	56%

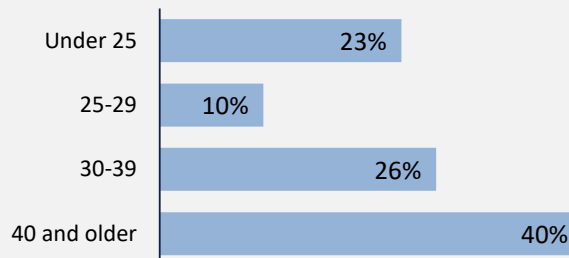
Description of Survey Respondents

Demographics

Gender



Age at the Time of the Survey



Aboriginal Identity

4%

Based on domestic students only.

Median Age

36

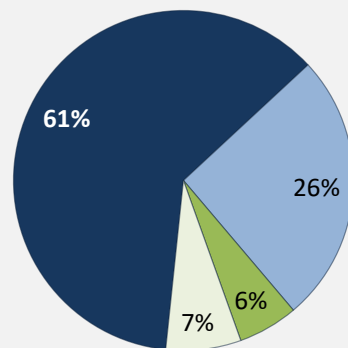
Further Education

32%

took further studies after graduating from their program

n = 73

Further Studies Related to Program



■ Very related ■ Somewhat related
 ■ Not very related ■ Not at all related

Of those who took further studies at a different institution:

19%

expected transfer credit
n = 5

Of those who expected transfer credit:

100%

Received transfer credit

95%

of those who had taken further studies said their program prepared them well

25%

of respondents were currently studying

75%

were very satisfied or satisfied with their transfer experience

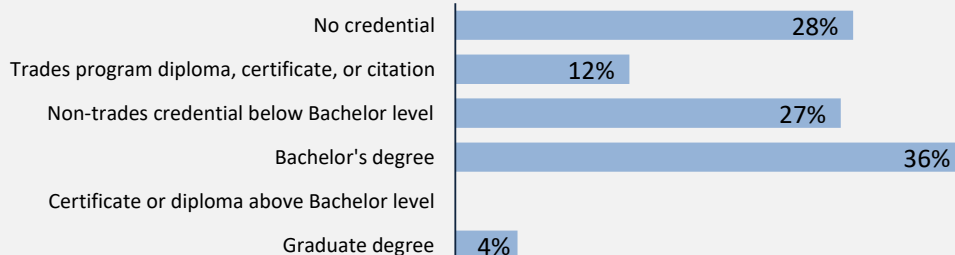
Past Education

51%

of respondents had taken previous post-secondary education

n = 121

Respondents were asked if they took ABE or ESL courses during or prior to their studies



Credentials are based on those who had taken previous post-secondary education. Respondents could report more than one type of post-secondary credential.

Adult Basic Education

13%

English as a Second Language

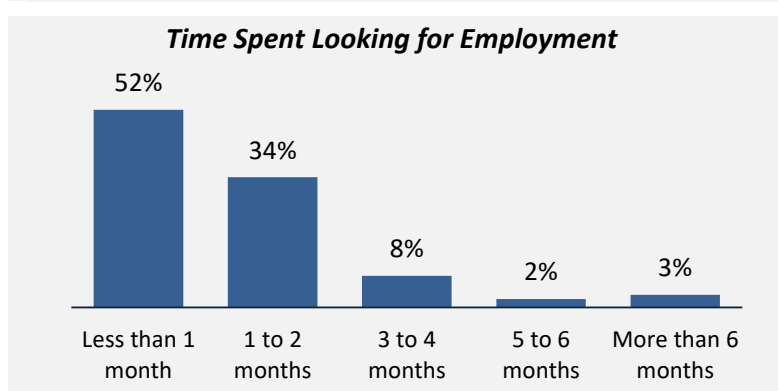
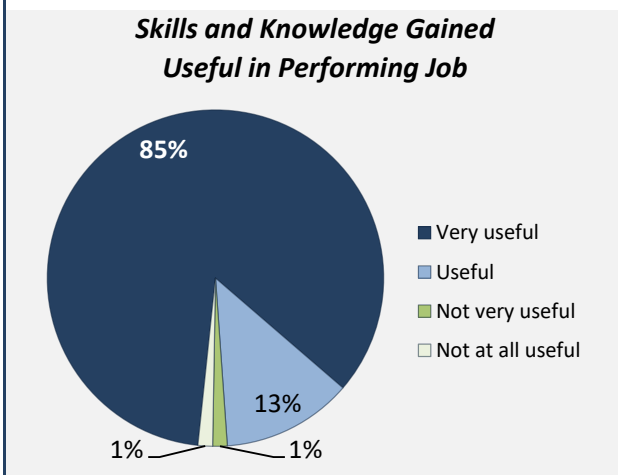
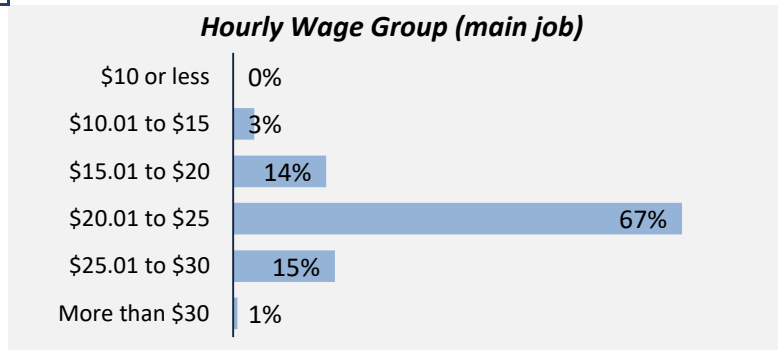
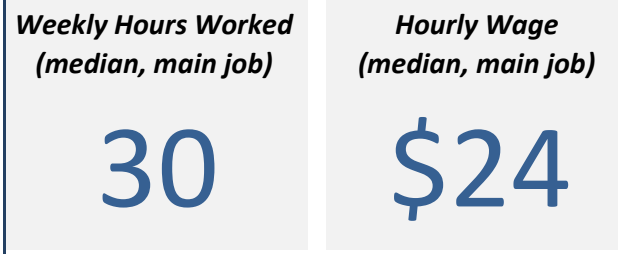
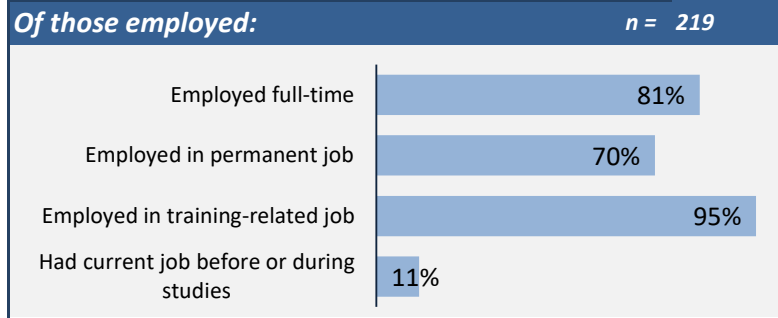
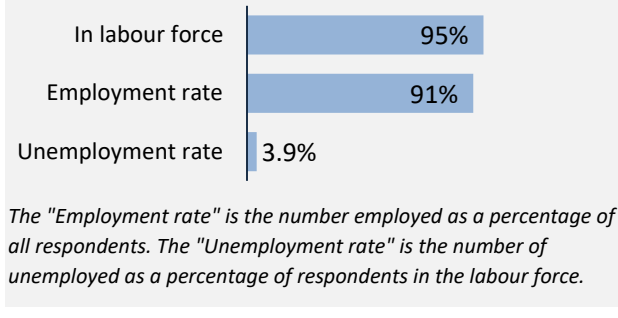
22%

Applied filters:

CPC: VCC: Health Care Assistant;

Cohort	432
Respondents	242
Response Rate	56%

Employment Outcomes



Top Occupations (4-digit NOC)

	# Employed	% of those employed
3413: Nurse aides, orderlies and patient service associates	169	77%
4412: Home support workers, housekeepers and related occupations	21	10%
XXXX: Unclassified occupations	12	5%
4212: Social and community service workers	4	2%
4411: Home child care providers	2	1%
6421: Retail salespersons	1	0%
3414: Other assisting occupations in support of health services	1	0%
6512: Bartenders	1	0%
6611: Cashiers	1	0%
6622: Store shelf stockers, clerks and order fillers	1	0%
Total of top occupations	213	97%
Total employed	219	

Applied filters:

CPC: VCC: Health Care Assistant;

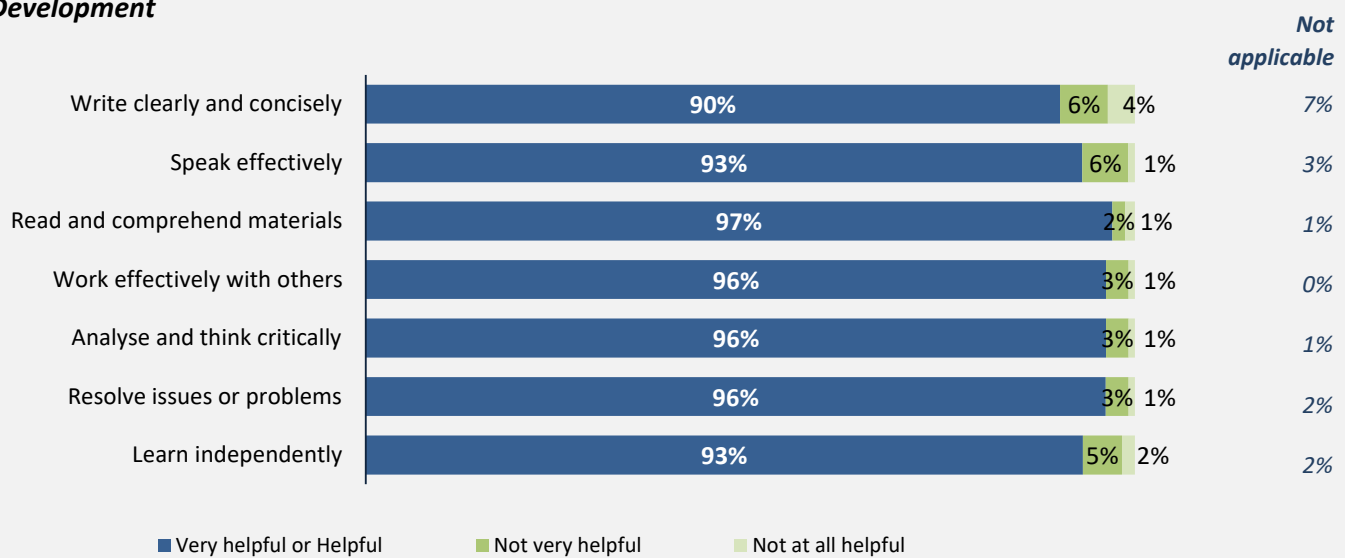
Cohort	432
Respondents	242
Response Rate	56%

Skill Development and Post-Secondary Experience

96%

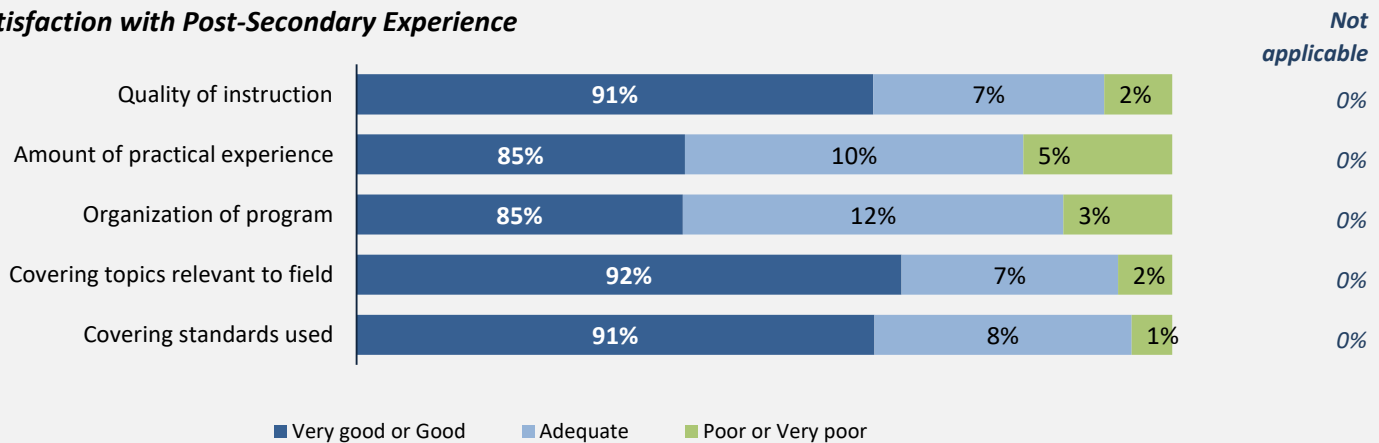
said they were very satisfied or satisfied with the education they received.

Skill Development



Percentages are based on those who gave a valid rating, excluding those who said Not applicable.

Satisfaction with Post-Secondary Experience



Percentages are based on those who gave a valid rating, excluding those who said Not applicable.