

Summary of Survey Results: 2018 to 2022

Trades Training Type:

Progressive apprenticeship, Traditional apprenticeship, Trades foundation, and Trades-related vocational programs

Applied filters:

CPC: VCC: Hairstylist Apprentice;

Cohort	17
Respondents	10
Response Rate	59%

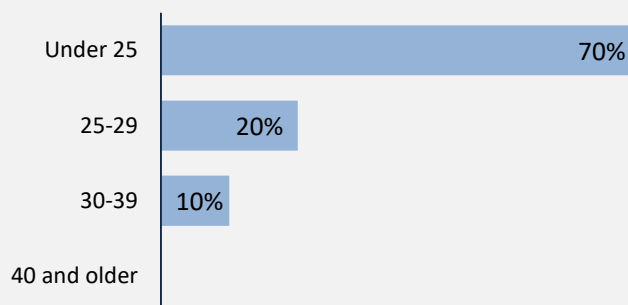
Description of Survey Respondents

Demographics

Gender



Age at the Time of the Survey



Aboriginal Identity

0%

Based on domestic students only

Median Age

21

About the Respondents

30%

relocated from their hometown to attend program


0%

*took **Adult Basic Education** courses during or prior to their trades training program*

10%

*took **English as a Second Language** courses during or prior to their trades training program*

Region respondents were living in at the time of the survey



Summary of Survey Results: 2018 to 2022

Trades Training Type:

Progressive apprenticeship, Traditional apprenticeship, Trades foundation, and Trades-related vocational programs

Applied filters:

CPC: VCC: Hairstylist Apprentice;

Cohort	17
Respondents	10
Response Rate	59%

Employment Outcomes

In the labour force

100%

Employment rate

80%

Unemployment rate

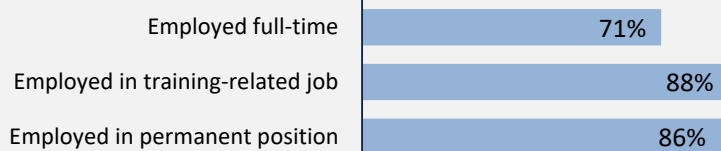
20.0%

The "Employment rate" is the number employed as a percentage of all respondents.

The "Unemployment rate" is the number of unemployed as a percentage of respondents in the labour force.

Of those employed:

n = 8



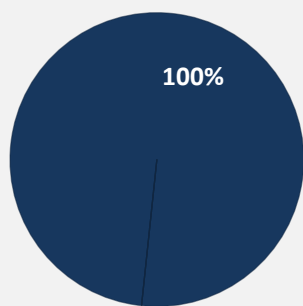
Hourly Wage
(median, main job)

\$16

Hours Worked
(median, main job)

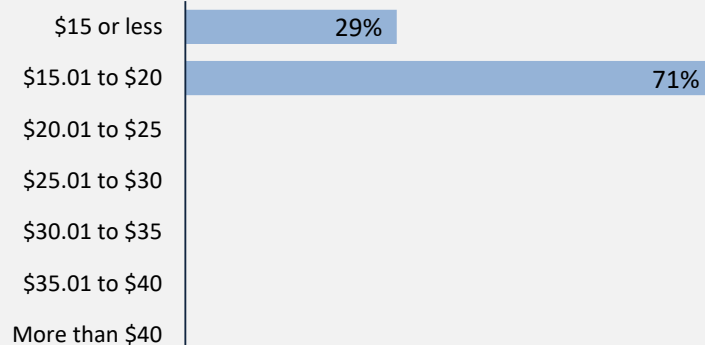
34

Skills and Knowledge Gained Useful in Performing Job



- Very useful
- Somewhat useful
- Not very useful
- Not at all useful

Hourly Wage Group (main job)



Top Occupations (4-digit NOC)

	# employed	% of those employed
6341: Hairstylists and barbers	7	88%
6552: Other customer and information services representatives	1	13%

Total of top occupations	8	100%
Total employed	8	

Summary of Survey Results: 2018 to 2022

Trades Training Type:

Progressive apprenticeship, Traditional apprenticeship, Trades foundation, and Trades-related vocational programs

Applied filters:

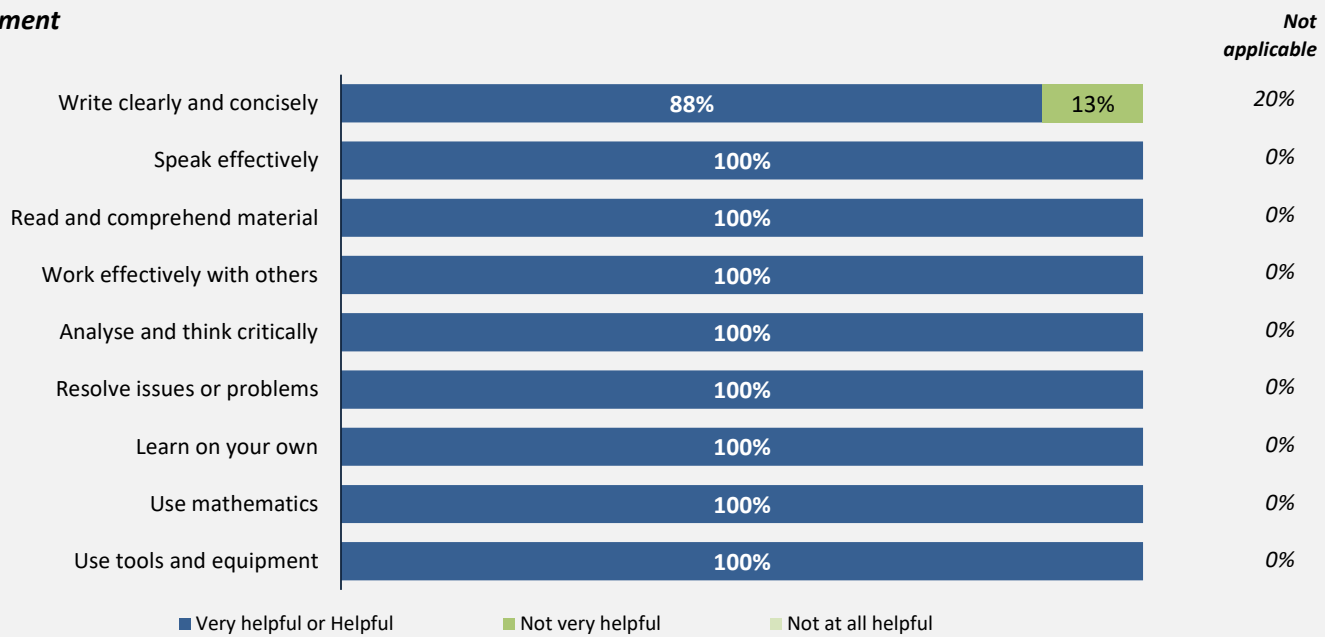
CPC: VCC: Hairstylist Apprentice;

Cohort	17
Respondents	10
Response Rate	59%

Skill Development and Post-Secondary Experience

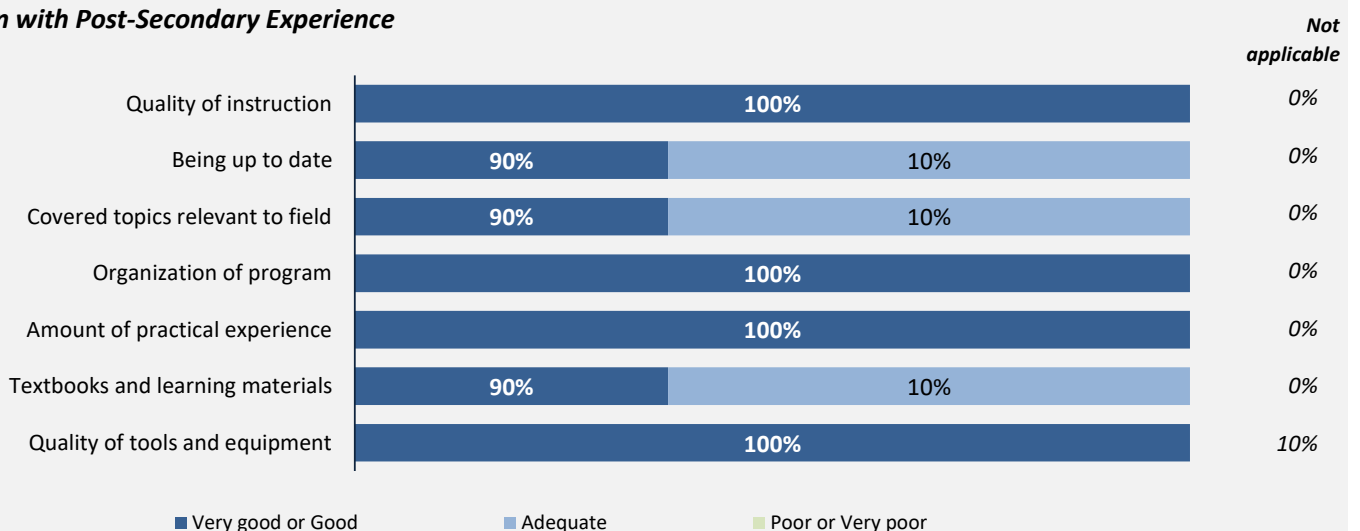
100% said they were very satisfied or satisfied with the education they received.

Skill Development



Percentages are based on those who gave a valid rating, excluding those who said not applicable.

Satisfaction with Post-Secondary Experience



Percentages are based on those who gave a valid rating, excluding those who said not applicable.

Summary of Survey Results: 2018 to 2022

Trades Training Type:
Progressive apprenticeship, Traditional apprenticeship

Applied filters:

CPC: VCC: Hairstylist Apprentice;

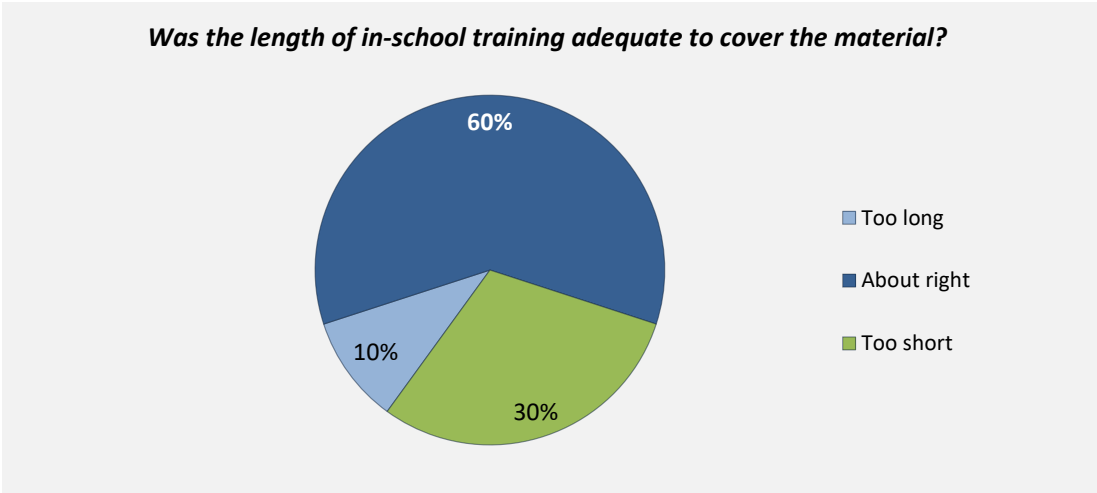
Cohort	17
Respondents	10
Response Rate	59%

Apprenticeship programs

In-School Experiences

80%
obtained their
Certificate of Qualification

100%
said the knowledge and skills gained
in their program were useful in
preparing to write the Certificate of
Qualification or Red Seal certification
exams



Workplace Experiences

90%
said they were very satisfied or satisfied with
their **workplace training**

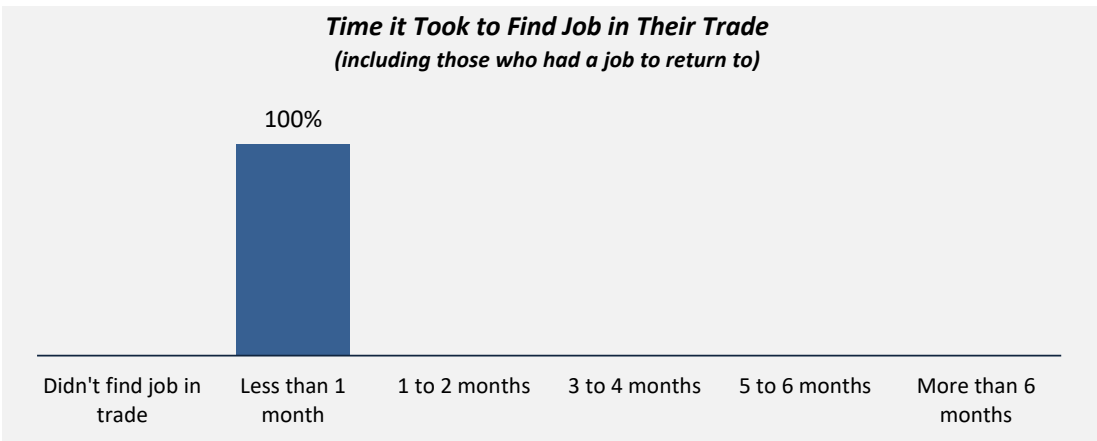
100%
said their workplace training was
related to their in-school training

100%
were **employed as an apprentice**
during their program

Employment After Leaving School

100% of employed respondents found a job in their trade,
including those who had a job to return to after their training

100%
had a **job in their trade**
to return to after their training



40%
were still working
for the same employer